



# Club Health Assessment for District 330 A through April 2025

			Status		Membership						Reports					Finance		LCIF
Club Number	Club Name	Charter Date		Current Member Count	YTD Members Added	YTD Members Dropped	YTD Net Growth	YTD Net Growth%	Member Count 12 Months Ago	Avg. length of service for dropped members	Months Since Last MMR ***	Yrs. Since Last Officer Report	President Rotation	Vice President Reported ****	Months Since Last Activity Report ***	Account Balance	Donations for current Fiscal Year	
			Number of times on status quo within last two years	If below 15 members appears				If net loss is greater than 20% appears			If no report in 3 months appears in	When more than one year appears in	Number of repeat terms		Notes the officers that do not have appears in an active	If no report at 12 months red		
Clubs less than two years old																		
157496	Tokyo Athlete	02/28/2024	Active	35	0	0	0	0.00%	21		10		2	T,M,VP,SC	N/R			
178443	Tokyo Casablanca	09/25/2024	Active	26	30	4	26	100.00%	0	2	0			M,VP,SC	2		\$1,000.00	
156117	Tokyo Suzuran	09/28/2023	Active	25	6	11	-5	-16.67%	37	3	0		N	M,VP,SC	1		\$490.51	
157779	Tokyo Toranomom Sports Agent	03/26/2024	Active	11	2	11	-9	-45.00%	20	1	1			M,VP,SC	N/R			
Clubs more than two years old																		
61028	OGASAWARA	07/09/1998	Active	7	0	0	0	0.00%	7		30		17	S,T,M,VP,SC	N/R			
24585	TOKYO	03/05/1952	Active	50	1	1	0	0.00%	52	10	3			P,M,VP,SC	0		\$446.19	
122549	Tokyo 2020	06/19/2014	Active	14	2	6	-4	-22.22%	18	4	3			T,M,SC	N/A			
84260	TOKYO 21st CENTURY'S	10/05/2004	Active	14	2	0	2	16.67%	12		2			T,M,VP,SC	24+			
24609	TOKYO ADACHI	05/25/1966	Active	29	5	0	5	20.83%	24		0		N	P,S,T,M,SC	24+		\$77.56	
33122	TOKYO ADACHI CHUO	12/14/1976	Active	17	1	1	0	0.00%	18	15	5			P,S,T,M,VP SC	0		\$204.06	
Exc Award (06/30/2017, 06/30/2018)																		
24620	TOKYO AKABANE	11/30/1966	Active	32	0	0	0	0.00%	33		3		N	P,T,M,VP,SC	15		\$381.21	
24572	TOKYO AKASAKA	05/28/1962	Active	36	3	1	2	5.88%	35	26	0			M,VP,SC	2		\$7,957.90	
50604	TOKYO AKIGAWA	05/18/1990	Active	63	2	2	0	0.00%	64	9	0			T,M,VP,SC	3		\$1,745.51	
24608	TOKYO AKIHABARA	02/15/1966	Active	8	0	0	0	0.00%	13		10			VP,SC	24+		\$292.71	
24509	TOKYO AKISHIMA	06/12/1972	Active	43	4	1	3	7.50%	40	2	0		N	P,T,M,VP,SC	4		\$1,157.97	
24542	TOKYO AOI	05/02/1973	Active	35	3	9	-6	-14.63%	43	5	0			M,VP,SC	2		\$5,551.51	
24554	TOKYO AOYAMA	06/16/1964	Active	11	0	0	0	0.00%	11		25		3	S,T,M,VP,SC	N/R			
109271	TOKYO AOZORA	09/21/2010	Active	28	2	1	1	3.70%	39	0	7		2	M,VP,SC	3		\$97.62	
24566	TOKYO ARAKAWA	09/14/1962	Active	19	0	1	-1	-5.00%	22	2	5			P,S,T,M,VP SC	24+			
37753	TOKYO ARAKAWA NISHI	11/27/1979	Active	42	1	1	0	0.00%	41	36	4		N	M,SC	0		\$5,731.98	
24584	TOKYO ASAKUSA	01/27/1959	Active	17	1	0	1	6.25%	18		7		2	T,M,VP,SC	3		\$201.82	
Exc Award (06/30/2020)																		
55603	TOKYO ASAKUSA HISHOH	04/25/1994	Active	15	0	4	-4	-21.05%	19	15	0			S,T,M,VP,SC	0		\$1,208.95	



# Club Health Assessment for District 330 A through April 2025

			Status	Membership							Reports					Finance	LCIF
Club Number	Club Name	Charter Date		Current Member Count	YTD Members Added	YTD Members Dropped	YTD Net Growth	YTD Net Growth%	Member Count 12 Months Ago	Avg. length of service for dropped members	Months Since Last MMR ***	Yrs. Since Last Officer Report	President Rotation	Vice President Reported ****	Months Since Last Activity Report ***	Account Balance	Donations for current Fiscal Year
			Number of times on status quo within last two years	If below 15 members appears				If net loss is greater than 20% appears			If no report in 3 months appears in	When more than one year appears in	Number of repeat terms	Notes the officers that do not have an active	If no report at 12 months red		
24630	TOKYO ATAGOYAMA	05/10/1966	Active	14	0	0	0	0.00%	14		14		6	P,S,T,M,VP SC	24+		\$121.43
36084	TOKYO AYASE	09/27/1978	Active	20	0	25	-25	-55.56%	45	11	0			P,S,T,M,VP SC	N/R		\$799.17
24514	TOKYO AZABU	06/08/1963	Active	30	4	4	0	0.00%	30	8	0			M,VP,SC	3		\$2,435.02
24635	TOKYO BABASAKIMON	05/16/1966	Active	10	0	2	-2	-16.67%	12	21	0		4	P,M,VP,SC	1		\$102.04
24645	TOKYO BANCHŌ	02/24/1969	Active	8	0	2	-2	-20.00%	11	12	4			N SC	3		\$164.92
29864	TOKYO BOKUTO	10/07/1974	Active	8	1	0	1	14.29%	7		9			S,T,M,VP,SC	2		\$163.26
137064	Tokyo Bunka	01/16/2019	Active	24	5	5	0	0.00%	25	5	3			T,M,VP,SC	24+		\$326.48
24569	TOKYO BUNKYO	06/28/1962	Active	14	2	0	2	16.67%	12		9		3	M,VP,SC	2		\$222.45
46202	TOKYO CENTRAL DAIKANYAMA	05/12/1986	Active	11	1	0	1	10.00%	10		0			P,M,VP,SC	0		\$1,317.03
43956	TOKYO CENTURY	05/24/1984	Active	22	0	2	-2	-8.33%	25	26	1			P,S,M,VP,SC	24+		\$346.91
24512	TOKYO CHOFU	04/09/1965	Active	35	1	4	-3	-7.89%	39	18	0			T,M,VP,SC	1		\$4,505.77
Exc Award (06/30/2017, 06/30/2018, 06/30/2020)																	
100339	TOKYO CHUO MINAMI	10/10/2007	Active	4	0	2	-2	-33.33%	6	27	2		2	T,M,VP,SC	0		\$381.21
24548	TOKYO CITY	11/05/1971	Active	47	1	6	-5	-9.62%	54	11	1			P,M,VP,SC	1		\$564.28
Exc Award (06/30/2017, 06/30/2019, 06/30/2020)																	
145922	TOKYO CURRY	04/28/2021	Active	10	5	5	0	0.00%	11	3	0		2	M,VP,SC	3		
24622	TOKYO DEN-EN CHOFU	01/25/1967	Active	21	0	1	-1	-4.55%	22	14	4			S,M,VP,SC	11		\$373.51
150216	Tokyo Diversity	03/17/2022	Active	24	1	0	1	4.35%	23		0		4	M,VP,SC	N/A		
135249	Tokyo Dream	06/20/2018	Active	35	0	0	0	0.00%	108		3			P,M,VP,SC	2		
99446	TOKYO EAST	05/22/2007	Active	12	0	0	0	0.00%	12		13			R P,S,T,M,VP SC	15		\$78.36
24616	TOKYO EBISU	07/14/1965	Active	5	0	0	0	0.00%	5		1		4	M,VP,SC	21		\$121.80
Exc Award (06/30/2021)																	
24559	TOKYO EDOGAWA	07/24/1963	Active	19	5	0	5	35.71%	14		0		2	T,M,VP,SC	1		\$1,109.31
24594	TOKYO EDOGAWA CHUO	03/09/1973	Active	31	0	0	0	0.00%	31		13	1	None	P,S,T,M,VP SC	15		\$95.10
38882	TOKYO EDOGAWA HIGASHI	08/01/1980	Active	31	0	0	0	0.00%	32		10			M,VP,SC	15		\$2,769.35
24626	TOKYO EDOGAWA MINAMI	12/07/1966	Active	28	0	1	-1	-3.45%	30	1	0			R M,SC	1		\$6,312.34



# Club Health Assessment for District 330 A through April 2025

			Status	Membership							Reports					Finance	LCIF	
Club Number	Club Name	Charter Date		Current Member Count	YTD Members Added	YTD Members Dropped	YTD Net Growth	YTD Net Growth%	Member Count 12 Months Ago	Avg. length of service for dropped members	Months Since Last MMR ***	Yrs. Since Last Officer Report	President Rotation	Vice President Reported ****	Months Since Last Activity Report ***	Account Balance	Donations for current Fiscal Year	
			Number of times on status quo within last two years	If below 15 members appears				If net loss is greater than 20% appears			If no report in 3 months appears in	When more than one year appears in	Number of repeat terms	Notes the officers that do not have an active	If no report at 12 months red			
153244	Tokyo Feliz	02/02/2023	Active	11	3	17	-14	-56.00%	25	2	0			N	M,SC	1		\$300.01
24513	TOKYO FUCHU	02/26/1966	Active	13	0	0	0	0.00%	14		6			IP	P,M,SC	8		
146518	Tokyo Fuji Sky	06/07/2021	Active	19	0	4	-4	-17.39%	23	4	0				M,VP,SC	N/A		\$1,900.01
24515	TOKYO FUSSA	02/15/1965	Active	61	4	1	3	5.17%	62	4	3			N	M	3		
89202	TOKYO FUTURE	08/26/2005	Active	14	1	1	0	0.00%	14	41	0				M,VP,SC	24+		
24583	TOKYO GINZA	03/16/1960	Active	62	4	16	-12	-16.22%	74	7	0			N	T,M,SC	1		\$25,062.80
Exc Award (06/30/2018)																		
116826	TOKYO GOLF	05/10/2012	Active	9	0	1	-1	-10.00%	10	1	8		8		P,T,M,VP,SC	11		
24633	TOKYO GOTANDA	10/05/1966	Active	11	0	2	-2	-15.38%	19	22	0				M,VP,SC	2		\$58.17
24518	TOKYO HACHIOJI CHUO	06/19/1973	Active	21	1	0	1	5.00%	22		2			N	S,VP	1		\$394.60
47374	TOKYO HACHIOJI ICHO	05/26/1987	Active	68	9	1	8	13.33%	64	5	5			N	P,S,T,M,SC	24+		
Exc Award (06/30/2017, 06/30/2018)																		
62393	TOKYO HACHIOJI RYOTO	09/24/1999	Active	65	7	24	-17	-20.73%	85	11	4				P,M,VP,SC	17		\$6,008.38
53867	TOKYO HACHIOJI TAKAO	12/01/1992	Active	34	2	3	-1	-2.86%	34	23	0			N	SC	24+		\$1,376.47
87890	TOKYO HAKUMON	04/25/2005	Active	65	28	33	-5	-7.14%	88	3	0			N	M,SC	0		\$481.86
Exc Award (06/30/2023)																		
24561	TOKYO HAMACHO	07/02/1963	Active	9	0	0	0	0.00%	10		10				M,VP,SC	24+		
51808	TOKYO HAMURA	06/12/1991	Active	39	0	1	-1	-2.50%	41	59	0			N	T,M,VP,SC	0		\$714.23
Exc Award (06/30/2016, 06/30/2018)																		
24617	TOKYO HANEDA	04/17/1964	Active	11	0	0	0	0.00%	11		0			R	S,T,M,VP,SC	0		\$142.84
24605	TOKYO HARAJUKU JINGUMAE	06/25/1965	Active	26	3	1	2	8.33%	25	0	7				M,VP,SC	4		\$1,292.96
24621	TOKYO HARUMI	04/06/1965	Active	25	0	1	-1	-3.85%	25	10	7			N	T,M,SC	0		
116404	TOKYO HEISEI	03/23/2012	Active	17	0	0	0	0.00%	18		7			N		N/A		
24521	TOKYO HIGASHIKURUME	10/26/1971	Active	13	1	0	1	8.33%	12		8		3		S,M,VP,SC	7		\$91.41
36845	TOKYO HIGASHIYAMATO	03/26/1979	Active	15	0	3	-3	-16.67%	19	3	4		None		P,S,T,VP,SC	11		\$260.39
52219	TOKYO HIKARIGAOKA	12/03/1991	Active	44	1	3	-2	-4.35%	43	17	7				T,M,VP,SC	8		\$3,757.43



# Club Health Assessment for District 330 A through April 2025

			Status	Membership						Reports					Finance	LCIF	
Club Number	Club Name	Charter Date		Current Member Count	YTD Members Added	YTD Members Dropped	YTD Net Growth	YTD Net Growth%	Member Count 12 Months Ago	Avg. length of service for dropped members	Months Since Last MMR ***	Yrs. Since Last Officer Report	President Rotation	Vice President Reported ****	Months Since Last Activity Report ***	Account Balance	Donations for current Fiscal Year
			Number of times on status quo within last two years	If below 15 members appears					If net loss is greater than 20% appears			If no report in 3 months appears in	When more than one year appears in	Number of repeat terms	Notes the officers that do not have an active red	If no report at 12 months appears in red	
111430	TOKYO HILLS	06/20/2011	Active	47	0	0	0	0.00%	49		6				S,M,VP,SC	24+	
24522	TOKYO HINO	04/21/1965	Active	12	0	0	0	0.00%	12		10				T,M,VP,SC	10	
127207	Tokyo Hitotsubashi	04/06/2016	Active	25	6	1	5	25.00%	22	2	0				M,VP,SC	N/A	\$237.51
24546	TOKYO HONJO	01/26/1972	Active	10	0	1	-1	-9.09%	11	2	7				M,VP,SC	15	\$797.60
24563	TOKYO HORIDOME	12/20/1962	Active	14	0	0	0	0.00%	14		21		7		M,VP,SC	24+	\$241.47
88788	TOKYO HOSEI	06/28/2005	Active	10	1	0	1	11.11%	12		3				S,M,VP,SC	5	\$692.26
38233	TOKYO HOSHIN	03/12/1980	Active	37	0	0	0	0.00%	36		4				M,VP,SC	0	\$7,228.24
24606	TOKYO IIDABASHI	12/01/1965	Active	15	1	1	0	0.00%	20	51	1			N	M,SC	24+	
24578	TOKYO IKEBUKURO	10/27/1961	Active	12	4	1	3	33.33%	9	9	1				M,VP,SC	2	\$1,224.49
150762	Tokyo Itabashi Community	05/12/2022	Active	25	1	0	1	4.17%	24		2		4		M,VP,SC	N/A	
24615	TOKYO ITABASHI NISHI	04/11/1965	Active	15	0	0	0	0.00%	18		9				T,VP,SC	24+	\$153.38
43438	TOKYO JINGU	01/27/1984	Active	21	3	2	1	5.00%	27	6	5				M,VP,SC	6	\$90.48
64911	TOKYO JIYUGAOKA	01/02/2002	Active	11	0	0	0	0.00%	11		12				P,S,T,M,VP SC	24+	\$121.80
24570	TOKYO JOTO	08/07/1970	Active	28	0	2	-2	-6.67%	37	20	1				S,M,VP,SC	0	\$4,343.39
24650	TOKYO KAGURAZAKA	02/22/1970	Active	16	1	2	-1	-5.88%	17	3	1			N	P,M,VP,SC	6	
24551	TOKYO KAMATA	04/23/1963	Active	10	0	2	-2	-16.67%	12	6	4				T,M,VP,SC	6	\$780.63
24647	TOKYO KAMEARI	09/27/1969	Active	34	0	0	0	0.00%	38		10				M,VP,SC	24+	
24562	TOKYO KASUMIGASEKI	05/29/1963	Active	12	0	0	0	0.00%	12		13				S,M,VP,SC	2	\$228.90
24623	TOKYO KATSUSHIKA	06/28/1965	Active	20	0	3	-3	-13.04%	23	8	0			N	M,SC	0	\$699.63
24652	TOKYO KATSUSHIKA HIGASHI	12/10/1969	Active	44	1	3	-2	-4.35%	48	10	0			N	M,SC	3	\$43.30
55931	TOKYO KEYAKI	06/23/1994	Active	41	6	0	6	17.14%	36		3				M,VP,SC	1	\$135.73
84144	TOKYO KICHIJOJI	09/08/2004	Active	70	14	2	12	20.69%	64	19	0			N		15	\$7,393.37
116405	TOKYO KING	03/23/2012	Active	27	1	1	0	0.00%	27	0	3				P,M,VP,SC	21	
34592	TOKYO KIOICHO	10/31/1977	Active	12	2	0	2	20.00%	14		0			N	M,SC	6	\$2,006.33
24555	TOKYO KITA	11/28/1963	Active	18	3	1	2	12.50%	17	5	3				P,M,VP,SC	24+	\$209.15



# Club Health Assessment for District 330 A through April 2025

			Status	Membership							Reports					Finance	LCIF	
Club Number	Club Name	Charter Date		Current Member Count	YTD Members Added	YTD Members Dropped	YTD Net Growth	YTD Net Growth%	Member Count 12 Months Ago	Avg. length of service for dropped members	Months Since Last MMR ***	Yrs. Since Last Officer Report	President Rotation	Vice President Reported ****	Months Since Last Activity Report ***	Account Balance	Donations for current Fiscal Year	
			Number of times on status quo within last two years	If below 15 members appears					If net loss is greater than 20% appears		If no report in 3 months appears in	When more than one year appears in	Number of repeat terms		Notes the officers that do not have an active	If no report at 12 months appears in red		
34491	TOKYO KIOSE	09/07/1977	Active	8	0	0	0	0.00%	12		10				T,M,VP,SC	24+		\$100.06
24532	TOKYO KODAIRA	01/25/1970	Active	9	0	0	0	0.00%	9		12		6		S,M,VP,SC	24+		
36668	TOKYO KOGANEI	02/27/1979	Active	25	2	7	-5	-16.67%	32	9	0				M,VP,SC	1		\$3,340.60
24597	TOKYO KOJIMACHI	06/17/1964	Active	4	0	0	0	0.00%	4		10		9		S,T,M,VP,SC	24+		
42355	TOKYO KOKUBUNJI	02/22/1983	Active	17	0	0	0	0.00%	17		13				M,VP,SC	18		\$265.28
24558	TOKYO KOTO FUKAGAWA	11/26/1963	Active	30	1	0	1	3.45%	30		8			N	M,SC	2		\$1,390.42
24604	TOKYO KOTO MINAMI	10/26/1965	Active	22	4	6	-2	-8.33%	24	10	4			N	M,SC	24+		\$208.50
24603	TOKYO KUDAN	12/15/1964	Active	27	7	0	7	35.00%	20		3				T,M,VP,SC	24+		
60171	TOKYO KUNITACHI	12/08/1997	Active	3	0	0	0	0.00%	3		9		2		T,M,VP,SC	11		
24598	TOKYO KYOBASHI YAESU	03/26/1964	Active	18	0	0	0	0.00%	18		12				S,T,M,VP,SC	5		\$267.98
24533	TOKYO MACHIDA	02/18/1966	Active	29	2	0	2	7.41%	27		1			N	M,SC	1		\$7,045.69
53826	TOKYO MACHIDA CRANE	11/16/1992	Active	27	1	8	-7	-20.59%	41	14	0				T,M,VP,SC	0		\$1,420.77
139717	Tokyo Maria	09/09/2019	Active	28	0	0	0	0.00%	34		10			N	M,SC	10		\$348.59
24586	TOKYO MARUNOUCHI-CHIYODA	11/14/1958	Active	31	0	0	0	0.00%	36		10				M,VP,SC	6		\$1,900.01
123445	TOKYO MEDICAL	10/24/2014	Active	10	2	1	1	11.11%	11	2	3				S,T,M,VP,SC	2		\$78.36
Exc Award (06/30/2020)																		
24564	TOKYO MEGURO	03/29/1963	Active	13	0	4	-4	-23.53%	17	18	8				M,VP,SC	8		\$102.04
24642	TOKYO MEJIRO	03/30/1968	Active	17	1	0	1	6.25%	16		9			N	M,SC	15		\$90.63
41809	TOKYO MITAKA	08/03/1982	Active	47	2	1	1	2.17%	46	13	3				T,M,VP,SC	0		\$1,043.55
Exc Award (06/30/2018, 06/30/2022, 06/30/20)																		
37752	TOKYO MIYAKEJIMA	11/27/1979	Active	10	0	0	0	0.00%	10		12			R	P,T,M,VP,SC	24+		\$130.59
56919	TOKYO MIYAKO	05/16/1995	Active	23	0	3	-3	-11.54%	29	12	4		2		VP,SC	9		\$1,387.76
53123	TOKYO MIZUHO	05/18/1992	Active	26	1	1	0	0.00%	22	1	3			N	P,SC	6		\$530.57
43437	TOKYO MUSASHIMURAYAMA	01/30/1984	Active	22	0	5	-5	-18.52%	27	9	6				P,T,M,VP,SC	24+		\$783.38
24535	TOKYO MUSASHINO	12/06/1963	Active	45	3	2	1	2.27%	47	17	0			N	M,SC	1		\$758.15



# Club Health Assessment for District 330 A through April 2025

			Status	Membership							Reports					Finance		LCIF
Club Number	Club Name	Charter Date		Current Member Count	YTD Members Added	YTD Members Dropped	YTD Net Growth	YTD Net Growth%	Member Count 12 Months Ago	Avg. length of service for dropped members	Months Since Last MMR ***	Yrs. Since Last Officer Report	President Rotation	Vice President Reported ****	Months Since Last Activity Report ***	Account Balance	Donations for current Fiscal Year	
			Number of times on status quo within last two years	If below 15 members appears	If net loss is greater than 20% appears					If no report in 3 months appears in		When more than one year appears in	Number of repeat terms	Notes the officers that do not have an active	If no report at 12 months appears in red			
24557	TOKYO NAKANO	11/25/1963	Active	51	2	4	-2	-3.77%	54	23	2			M,VP,SC	13		\$24,195.97	
126293	Tokyo Namikidori	11/25/2015	Active	5	0	0	0	0.00%	5		10		3	S,T,M,VP,SC	4			
24565	TOKYO NERIMA	03/29/1963	Active	31	0	1	-1	-3.13%	33	55	3			S,T,M,VP,SC	8		\$1,278.88	
24653	TOKYO NERIMA NISHI	06/22/1970	Active	17	1	0	1	6.25%	16		0		2	S,T,M,VP,SC	9			
24587	TOKYO NIHONBASHI	04/12/1957	Active	12	0	1	-1	-7.69%	13	50	7			P,M,VP,SC	4		\$368.87	
29163	TOKYO NISHIARAI	04/23/1974	Active	19	1	0	1	5.56%	18		2			N P,S,T,M,SC	0		\$320.04	
34069	TOKYO NISHITOKYO	06/07/1977	Active	23	0	0	0	0.00%	23		15			P,T,M,VP,SC	13			
84029	TOKYO OEDO	08/17/2004	Active	9	0	8	-8	-47.06%	17	8	3			R M,SC	N/R			
36538	TOKYO OHMON	01/30/1979	Active	25	3	0	3	13.64%	22		0			P,M,VP,SC	7		\$103.41	
41944	TOKYO OME	10/14/1982	Active	47	5	2	3	6.82%	44	2	0			N P,S,VP,SC	14		\$857.93	
24581	TOKYO OMORI	06/15/1961	Active	17	0	1	-1	-5.56%	20	11	5			N M,VP,SC	0		\$300.65	
119030	TOKYO OMOTESANDO	03/26/2013	Active	13	0	2	-2	-13.33%	19	11	4			M,VP,SC	2		\$121.80	
105430	TOKYO ONE HUNDRED	05/05/2009	Cancelled(6*)	0	0	7	-7	-100.00%	7	11	4		None	P,S,T,M,VP SC	24+			
24595	TOKYO OWARICHO	05/08/1973	Active	22	2	3	-1	-4.35%	38	7	4			M,VP,SC	10		\$1,299.49	
119808	Tokyo Peace	06/24/2013	Active	131	12	24	-12	-8.39%	145	7	0			M,VP,SC	6		\$17,954.91	
Exc Award (06/30/2018)																		
141416	Tokyo Reiwa	04/03/2020	Active	7	2	2	0	0.00%	11	5	1		2	R T,M,SC	0			
116637	TOKYO RESCUE	04/24/2012	Active	10	0	7	-7	-41.18%	17	3	8			P,T,M,VP,SC	23			
24543	TOKYO ROPPONGI	04/09/1973	Active	7	6	1	5	250.00%	8	0	3			S,T,M,VP,SC	0		\$91.41	
24580	TOKYO RYOGOKU	10/28/1961	Active	24	14	0	14	140.00%	10		0		2	M,VP,SC	3		\$1,000.06	
47771	TOKYO SAGISO	10/09/1987	Active	35	1	1	0	0.00%	37	2	2			S,M,VP,SC	0		\$1,825.29	
Exc Award (06/30/2018, 06/30/2019, 06/30/2020)																		
33121	TOKYO SAKURADAMON	12/14/1976	Active	11	0	2	-2	-15.38%	15	8	4			M,VP,SC	10			
135247	Tokyo Sangah	06/20/2018	Active	6	0	1	-1	-14.29%	7	6	5		8	M,VP,SC	N/A	90+ Days		
51084	TOKYO SANGENJAYA	11/26/1990	Active	21	0	1	-1	-4.55%	23	3	1			M,VP,SC	0		\$141.19	
Exc Award (06/30/2016, 06/30/2019, 06/30/2020)																		





# Club Health Assessment for District 330 A through April 2025

Club Number	Club Name	Charter Date	Status	Membership							Reports					Finance	LCIF
				Current Member Count	YTD Members Added	YTD Members Dropped	YTD Net Growth	YTD Net Growth%	Member Count 12 Months Ago	Avg. length of service for dropped members	Months Since Last MMR ***	Yrs. Since Last Officer Report	President Rotation	Vice President Reported ****	Months Since Last Activity Report ***	Account Balance	Donations for current Fiscal Year
			Number of times on status quo within last two years	If below 15 members appears				If net loss is greater than 20% appears			If no report in 3 months appears in	When more than one year appears in	Number of repeat terms	Notes the officers that do not have an active	If no report at 12 months red		
129728	Tokyo Sanno	01/05/2017	Active	16	0	2	-2	-11.11%	20	2	1			S,T,M,VP,SC	N/A		
24651	TOKYO SEIJO	06/18/1970	Active	21	0	2	-2	-8.70%	24	37	4			P,M,VP,SC	0		\$30,532.05
60575	TOKYO SEISHIN	03/26/1998	Active	17	3	0	3	21.43%	14		6		4	P,T,M,VP,SC	15		\$201.30
34421	TOKYO SEKISEN	08/15/1977	Active	35	3	5	-2	-5.41%	37	22	0			P,T,M,VP,SC	8		\$109.30
24596	TOKYO SETAGAYA	03/30/1963	Active	67	1	0	1	1.52%	78		3			M,VP,SC	5		\$2,310.33
24589	TOKYO SHIBA	06/26/1958	Active	28	1	3	-2	-6.67%	30	9	2			M,VP,SC	10		\$129.26
24588	TOKYO SHIBUYA	02/08/1957	Active	40	1	2	-1	-2.44%	40	33	0		N	M,SC	0		\$9,207.74
45630	TOKYO SHIINOKI	12/26/1985	Active	15	0	1	-1	-6.25%	16	2	0		N	P,S,M,SC	N/R		\$273.18
24590	TOKYO SHIMBASHI	01/30/1957	Active	30	0	0	0	0.00%	37		9			T,M,VP,SC	3		\$2,854.64
	Exc Award (06/30/2023)																
24547	TOKYO SHIMURA	06/29/1971	Active	29	0	1	-1	-3.33%	30	29	4			T,M,VP,SC	4		\$2,445.83
24592	TOKYO SHINAGAWA	10/27/1959	Active	16	1	0	1	6.67%	15		6		7	T,M,VP,SC	24+		
24582	TOKYO SHINJUKU	05/19/1960	Active	60	4	7	-3	-4.76%	65	23	0			M,VP,SC	0		\$15,531.17
46121	TOKYO SHINJUKU KITA	04/02/1986	Active	13	0	1	-1	-7.14%	14	2	4			P,M,VP,SC	24+		
24600	TOKYO SHINJUKU TRISTAR	04/21/1964	Active	24	1	1	0	0.00%	36	0	3		2	T,M,VP,SC	4		\$392.81
109260	TOKYO SHINSEIKI	09/20/2010	Active	10	0	2	-2	-16.67%	25	14	7			M,VP,SC	24+		
50084	TOKYO SHINTOSHIN	12/29/1989	Active	39	3	1	2	5.41%	56	34	4			P,S,M,VP,SC	0		\$558.15
87889	TOKYO SOUTO	04/25/2005	Active	12	4	3	1	9.09%	11	14	4			M,VP,SC	24+		\$1,273.26
40719	TOKYO ST PAUL	12/02/1981	Active	15	0	1	-1	-6.25%	16	25	3			M,VP,SC	2		\$2,177.20
78512	TOKYO SUBARU	03/24/2004	Active	103	57	4	53	106.00%	62	2	0		N	M,SC	24		\$173.20
24634	TOKYO SUGAMO	06/22/1967	Active	51	2	0	2	4.08%	88		8			T,M,VP,SC	24+		\$69.72
24573	TOKYO SUGINAMI	06/15/1962	Active	17	5	0	5	41.67%	12		9			P,S,M,VP,SC	4		
24631	TOKYO SUKIYABASHI	05/20/1966	Active	45	2	4	-2	-4.26%	87	5	4			T,M,VP,SC	3		\$12,221.80
24579	TOKYO SUMIDAGAWA	10/24/1961	Active	12	2	1	1	9.09%	11	58	3			T,M,VP,SC	0		\$182.16
78511	TOKYO SUNSHINE	03/24/2004	Active	21	0	0	0	0.00%	21		15	1	None	P,S,T,M,VP SC	24+		\$3,109.38



# Club Health Assessment for District 330 A through April 2025

			Status	Membership							Reports					Finance	LCIF	
Club Number	Club Name	Charter Date		Current Member Count	YTD Members Added	YTD Members Dropped	YTD Net Growth	YTD Net Growth%	Member Count 12 Months Ago	Avg. length of service for dropped members	Months Since Last MMR ***	Yrs. Since Last Officer Report	President Rotation	Vice President Reported ****	Months Since Last Activity Report ***	Account Balance	Donations for current Fiscal Year	
			Number of times on status quo within last two years	If below 15 members appears				If net loss is greater than 20% appears			If no report in 3 months appears in	When more than one year appears in	Number of repeat terms	Notes the officers that do not have an active	If no report at 12 months red			
58318	TOKYO SURUGADAI	05/23/1996	Active	30	2	1	1	3.45%	32	6	5			N	SC	11		\$1,090.48
24541	TOKYO TACHIKAWA	04/21/1965	Active	51	0	1	-1	-1.92%	53	40	1			N	T,M,VP,SC	24+		\$1,778.61
24575	TOKYO TAKAIDO	07/20/1970	Active	21	3	1	2	10.53%	20	7	4				M,VP,SC	2		\$96.95
31293	TOKYO TAKANAWA	10/07/1975	Active	13	0	0	0	0.00%	15		10			N	P,S,T,M,VP SC	2		\$163.26
24641	TOKYO TAMAGAWA	06/20/1968	Active	43	1	5	-4	-8.51%	47	22	2				M,VP,SC	0		\$2,162.26
Exc Award (06/30/2018, 06/30/2019, 06/30/20)																		
44492	TOKYO TANASHI	12/27/1984	Active	37	0	4	-4	-9.76%	48	12	5				T,M,VP,SC	24+		\$667.94
140894	Tokyo Tomon	02/28/2020	Active	21	0	0	0	0.00%	21		22	1	None		P,S,T,M,VP SC	N/R		
24629	TOKYO TORANOMON	06/24/1965	Active	18	2	1	1	5.88%	17	2	2				M,VP,SC	24+		\$3,684.38
24560	TOKYO TORIGOE	05/24/1971	Active	5	0	0	0	0.00%	5		24				S,M,VP,SC	N/R		\$78.36
24639	TOKYO TOSHIMA	02/01/1966	Active	50	3	0	3	6.38%	48		4			N	M,SC	0		\$2,829.49
24556	TOKYO TSUKIJI	12/13/1963	Active	6	1	1	0	0.00%	7	0	8		2		T,M,VP,SC	24+		\$1,000.00
24571	TOKYO UENO	06/28/1962	Active	32	4	0	4	14.29%	31		3				P,T,M,VP,SC	1		\$455.08
29978	TOKYO UENO HIGASHI	11/22/1974	Active	30	5	0	5	20.00%	25		3			N	VP,SC	4		\$261.18
Exc Award (06/30/2016, 06/30/2018)																		
24654	TOKYO UGUISUDANI	06/23/1970	Active	19	0	0	0	0.00%	20		10			N	T,M,SC	0		\$557.49
58062	TOKYO WEST	03/28/1996	Active	11	1	6	-5	-31.25%	22	12	0				T,M,VP,SC	2		\$125.49
67158	TOKYO WILL	01/27/2003	Active	110	5	14	-9	-7.56%	119	7	2				VP	0		\$746.29
Exc Award (06/30/2016, 06/30/2023, 06/30/20)																		
24607	TOKYO YAMANOTE	12/18/1965	Active	18	2	5	-3	-14.29%	21	12	3		3		P,T,M,VP,SC	0		\$186.43
24602	TOKYO YANAGIBASHI	08/28/1964	Active	14	0	1	-1	-6.67%	14	1	0				M,VP,SC	24+		\$289.28
24539	TOKYO YOKOTA	10/01/1970	Active	28	2	1	1	3.70%	29	0	5				M,VP,SC	N/R		\$3,685.82
Exc Award (06/30/2018, 06/30/2019)																		
123454	Tokyo Yusui	10/24/2014	Active	23	0	2	-2	-8.00%	32	5	6			N	P,S,M,VP,SC	N/A		\$1,000.00





## Club Health Assessment for District 330 A through April 2025

			Status	Membership						Reports					Finance	LCIF	
Club Number	Club Name	Charter Date		Current Member Count	YTD Members Added	YTD Members Dropped	YTD Net Growth	YTD Net Growth%	Member Count 12 Months Ago	Avg. length of service for members	Months Since Last MMR ***	Yrs. Since Last Officer Report	President Rotation	Vice President Reported ****	Months Since Last Activity Report ***	Account Balance	Donations for current Fiscal Year
			Number of times on status quo within last two years	If below 15 members appears				If net loss is greater than 20% appears			If no report in 3 months appears in	When more than one year appears in	Number of repeat terms	Notes the officers that do not have an active	If no report at 12 months appears in red		

Clubs Cancelled Previous Fiscal Year – Clubs Cancelled within last 12 months may be reinstated

Club Number	Club Name	Charter Date	Current Status*	Cancellation Date
24544	TOKYO EBARA	02/15/1973	Cancelled(6*)	06/29/2024
123444	Tokyo Harmony	10/24/2014	Cancelled(6*)	12/29/2023
58779	TOKYO JINGUMAE	10/18/1996	Cancelled(7*)	12/29/2023
24619	TOKYO KOMAGOME	09/28/1965	Cancelled(6*)	06/29/2024
24574	TOKYO KOOHOKU	12/13/1961	Cancelled(6*)	06/29/2024
24627	TOKYO SUGINAMI HIGASHI	11/16/1966	Cancelled(6*)	06/29/2024
141417	Tokyo Tsubaki	04/08/2020	Cancelled(6*)	06/29/2024
24611	TOKYO UENO MINAMI	09/09/1965	Cancelled(6*)	06/29/2024

Current Total Clubs Count	YTD New Clubs Count	YTD Cancelled Clubs Count	YTD Net Club Gain	Current Total Members Count	YTD Add	YTD Drop	YTD Net Growth	YTD Net Growth %	Member Count 12 Months Ago	Average Member Count Per Club	% of Clubs with less than 20 members	% No MMR in 3 Months	% No Officer Report in 12 Months	% of Clubs with balance 90+ days	Number of Clubs in Status Quo	% Status Quo Clubs in Financial Suspension	Number of Cancelled Clubs	Average Cancelled Club Age	Members Lost Due to Cancellation	% of Clubs Cancelled for Non-Financial Reasons
181	1	1	0	4,628	395	437	-42	-0.90%	5,118	26	47%	61%	2%	1%	0	0%	1	345	7	100%

\* - P - Priority Club. Cancellation Reasons: 1-Objectives/conduct, 2-Non-active club, 5-Non-existing club, 6-Disbanding, 7-Merger, 8-Financial Suspension, 9-District/Multiple District Dues.

\*\* - Abbreviation: P-President, S-Secretary, T-Treasurer, M-Member Chairperson, VP-First Vice President, MC-Communications Chairperson, SC-Service Chairperson

\*\*\* - Abbreviation: N/R - Never reported using the Lions Clubs website, N/A - Not applicable, No password registered for the Lions Clubs website.

\*\*\*\* - Abbreviation: N - New, IP - Immediate Past, R - Repeat.



# Club Health Assessment for District 330 B through April 2025

			Status	Membership						Reports					Finance		LCIF	
Club Number	Club Name	Charter Date		Current Member Count	YTD Members Added	YTD Members Dropped	YTD Net Growth	YTD Net Growth%	Member Count 12 Months Ago	Avg. length of service for dropped members	Months Since Last MMR ***	Yrs. Since Last Officer Report	President Rotation	Vice President Reported ****	Months Since Last Activity Report ***	Account Balance	Donations for current Fiscal Year	
			Number of times on status quo within last two years	If below 15 members appears				If net loss is greater than 20% appears			If no report in 3 months appears in	When more than one year appears in	Number of repeat terms		Notes the officers that do not have an active	If no report at 12 months appears in red		
Clubs less than two years old																		
178794	Kamakura Kuzuharaoka	10/09/2024	Active	21	21	0	21	100.00%	0		3				P,VP,SC	N/A		
Clubs more than two years old																		
25024	ATSUGI	03/06/1966	Active	33	0	0	0	0.00%	33		10				P,S,T,M,VP SC	12		\$10,260.44
45551	ATSUGI MOMIJI	11/26/1985	Active	19	1	0	1	5.56%	18		4				T,M,VP,SC	10		\$2,400.06
117909	ATSUGI MULBERRY	09/27/2012	Active	20	0	1	-1	-4.76%	21	11	7				S,T,M,VP,SC	N/A		\$1,150.11
Exc Award (06/30/2017)																		
39596	ATSUGI SATSUKI	03/18/1981	Active	30	5	1	4	15.38%	27	30	3				S,T,M,VP,SC	1		\$4,570.00
Exc Award (06/30/2019, 06/30/2022)																		
29606	AYASE	06/18/1974	Active	27	0	0	0	0.00%	27		10			N	M,SC	3		\$1,600.07
Exc Award (06/30/2021, 06/30/2022, 06/30/2023)																		
29425	CHIGASAKI GREEN	05/30/1974	Active	13	0	1	-1	-7.14%	15	51	2			N	M,SC	8		
97611	CHIGASAKI OCEAN	08/07/2006	Active	24	3	2	1	4.35%	23	18	4				M,VP,SC	24+		\$3,200.00
49075	EBINA ASUKA	12/05/1988	Active	35	5	0	5	16.67%	30		0			N	M,SC	6		\$4,134.74
Exc Award (06/30/2020, 06/30/2023, 06/30/2024)																		
25027	ENZAN	11/01/1962	Active	22	0	0	0	0.00%	22		13			N	T,M,SC	0		\$2,380.00
Exc Award (06/30/2021)																		
25036	FUEFUKI	12/19/1963	Active	36	15	0	15	71.43%	20		0				T,M,VP,SC	15		\$24,440.07
25028	FUJISAWA	11/20/1963	Active	44	7	2	5	12.82%	39	8	1			N		1		\$51,866.01
Exc Award (06/30/2016, 06/30/2017, 06/30/2020)																		
67386	FUJISAWA ACTY	03/04/2003	Active	16	1	0	1	6.67%	16		9				VP,SC	9		\$1,000.01
31204	FUJISAWA CHUO	09/19/1975	Active	21	2	2	0	0.00%	21	27	3				M,VP,SC	14		\$7,210.03
Exc Award (06/30/2017)																		
60387	FUJISAWA LIFE	02/17/1998	Active	20	0	2	-2	-9.09%	23	10	1			N	T,VP,SC	24+		\$2,000.00
25029	FUJISAWA SHONAN	09/21/1973	Active	33	1	1	0	0.00%	33	46	1				VP	0		\$3,500.01
25030	FUJIYOSHIDA	07/15/1962	Active	24	0	11	-11	-31.43%	38	14	0				S,M,VP,SC	6		\$3,300.03
Exc Award (06/30/2017, 06/30/2019)																		



# Club Health Assessment for District 330 B through April 2025

			Status	Membership							Reports					Finance	LCIF
Club Number	Club Name	Charter Date		Current Member Count	YTD Members Added	YTD Members Dropped	YTD Net Growth	YTD Net Growth%	Member Count 12 Months Ago	Avg. length of service for dropped members	Months Since Last MMR ***	Yrs. Since Last Officer Report	President Rotation	Vice President Reported ****	Months Since Last Activity Report ***	Account Balance	Donations for current Fiscal Year
			Number of times on status quo within last two years	If below 15 members appears				If net loss is greater than 20% appears			If no report in 3 months appears in	When more than one year appears in	Number of repeat terms	Notes the officers that do not have an active	If no report at 12 months appears in red		
45034	FUJIYOSHIDA CHUO	05/07/1985	Active	33	7	0	7	26.92%	26		0			T,M,VP,SC	1		\$1,750.00
	Exc Award (06/30/2023)																
25032	HADANO	07/23/1965	Active	37	2	1	1	2.78%	37	4	8			P,T,M,VP,SC	0		\$6,270.09
	Exc Award (06/30/2017)																
41629	HADANO AZUMA	06/21/1982	Active	35	2	0	2	6.06%	34		0			S,T,M,VP,SC	0		\$1,200.01
	Exc Award (06/30/2017, 06/30/2018, 06/30/2020)																
38388	HADANO TANZAWA	04/18/1980	Active	22	2	0	2	10.00%	22		7		2	VP,SC	0		\$360.01
	Exc Award (06/30/2018, 06/30/2020)																
25031	HAKONE	12/08/1961	Active	34	5	3	2	6.25%	32	32	1			M,VP,SC	24+		\$1,000.00
25033	HIRATSUKA	09/25/1962	Active	24	1	2	-1	-4.00%	26	18	2			S,VP	6		\$2,700.01
25034	HIRATSUKA NADESHIKO	11/20/1970	Active	16	0	0	0	0.00%	16		10		2	P,M,VP,SC	6		\$500.02
51037	HIRATSUKA SHONAN	10/31/1990	Active	20	0	0	0	0.00%	21		10			M,VP,SC	6		\$700.01
	Exc Award (06/30/2023)																
25071	HOKUTO	11/05/1964	Active	31	0	0	0	0.00%	32		10			M,VP,SC	1		\$3,680.00
25037	ISEHARA	10/03/1965	Active	43	3	2	1	2.38%	45	28	3			S,T,M,VP,SC	6		\$1,200.05
43686	ISEHARA HIKARI	03/12/1984	Active	21	2	0	2	10.53%	23		7			P,S,T,M,VP,SC	6		\$100.00
25038	IZU OSHIMA	10/03/1964	Active	11	0	2	-2	-15.38%	13	12	1		3	S,T,M,VP,SC	24+		\$240.07
25040	KAMAKURA	11/27/1966	Active	19	6	6	0	0.00%	21	13	4			M,VP,SC	5		\$1,904.05
44690	KAMAKURA NISHI	02/04/1985	Active	14	1	0	1	7.69%	13		8			P,S,T,SC	24+		\$340.07
25056	KATSUNUMA YAMATO	01/19/1964	Active	18	0	1	-1	-5.26%	21	3	3			N	SC	24+	\$2,000.00
	Exc Award (06/30/2021)																
25059	KAWAGUCHIKO	07/14/1968	Active	22	2	1	1	4.76%	18	8	5			M,VP,SC	3		\$210.00
	Exc Award (06/30/2016, 06/30/2017, 06/30/2020)																
25044	KAWASAKI	11/07/1962	Active	30	0	2	-2	-6.25%	32	57	4			P,T,M,VP,SC	11		\$1,559.94
25043	KAWASAKI AOI	08/07/1972	Active	24	0	1	-1	-4.00%	29	18	4			S,T,M,VP,SC	9		\$1,250.00
33981	KAWASAKI FUJIMI	05/31/1977	Active	33	4	0	4	13.79%	30		1			P,T,M,VP,SC	5		\$5,951.66
	Exc Award (06/30/2016, 06/30/2017, 06/30/2020)																



# Club Health Assessment for District 330 B through April 2025

			Status	Membership						Reports					Finance	LCIF	
Club Number	Club Name	Charter Date		Current Member Count	YTD Members Added	YTD Members Dropped	YTD Net Growth	YTD Net Growth%	Member Count 12 Months Ago	Avg. length of service for dropped members	Months Since Last MMR ***	Yrs. Since Last Officer Report	President Rotation	Vice President Reported ****	Months Since Last Activity Report ***	Account Balance	Donations for current Fiscal Year
			Number of times on status quo within last two years	If below 15 members appears				If net loss is greater than 20% appears			If no report in 3 months appears in	When more than one year appears in	Number of repeat terms	Notes the officers that do not have an active	If no report at 12 months red		
25050	KAWASAKI HIGASHI	06/24/1966	Active	15	0	0	0	0.00%	16		10			N	S,T,M,VP,SC	24+	\$198.84
43687	KAWASAKI HOYU	03/14/1984	Active	15	0	1	-1	-6.25%	16	34	2		None		P,S,T,M,VP SC	24+	\$2,170.00
47039	KAWASAKI IKUTA	03/09/1987	Active	30	0	4	-4	-11.76%	35	7	2				P,S,T,M,VP SC	24+	\$1,500.00
25051	KAWASAKI INADA	03/26/1967	Active	28	1	0	1	3.70%	28		5			R	P,T,M,VP,SC	24+	\$1,780.02
25057	KAWASAKI KITA	12/08/1963	Active	14	0	0	0	0.00%	14		21		None		P,S,T,M,VP SC	24+	
45475	KAWASAKI LIBERTY	10/07/1985	Active	31	4	0	4	14.81%	26		9				P,M,VP,SC	2	\$10,600.01
25058	KAWASAKI MINAMI	04/26/1964	Active	32	3	1	2	6.67%	30	3	5			N	T,VP	24+	\$7,429.54
25042	KAWASAKI NAKAHARA	06/21/1969	Active	11	0	1	-1	-8.33%	12	9	5			N	T	1	\$1,300.00
25049	KAWASAKI NISHI	07/25/1965	Active	26	3	0	3	13.04%	24		0			N	S,T,M,VP,SC	2	\$1,000.01
Exc Award (06/30/2019)																	
25054	KAWASAKI RINKAI	05/06/1968	Active	18	0	0	0	0.00%	22		11			N	S,M,SC	24+	\$2,115.47
29166	KAWASAKI SHIRAYURI	04/03/1974	Active	15	1	0	1	7.14%	15		2			N	S,M,VP,SC	1	\$850.01
25047	KAWASAKI TAJIMA	05/15/1965	Active	27	5	0	5	22.73%	25		3				S,M,VP,SC	11	\$7,200.05
Exc Award (06/30/2021)																	
25055	KAWASAKI TAMAGAWA	05/24/1968	Active	12	0	2	-2	-14.29%	17	40	2				M,VP,SC	16	\$2,000.01
43295	KAWASAKI TATSUMI	12/27/1983	Active	11	1	0	1	10.00%	11		1				M,VP,SC	2	\$140.00
25062	KOFU	10/17/1957	Active	69	8	0	8	13.11%	62		1			N	SC	1	\$1,960.07
25061	KOFU CHUO	07/22/1965	Active	28	2	0	2	7.69%	27		6				P,M,VP,SC	1	\$520.00
56372	KOFU CITY	12/13/1994	Active	31	1	0	1	3.33%	31		9			N	M,SC	0	\$440.00
Exc Award (06/30/2018)																	
32454	KOFU FUJI	06/24/1976	Active	9	0	5	-5	-35.71%	13	6	5		None		P,S,T,M,VP SC	24+	
48405	KOFU KITA	04/11/1988	Active	18	2	0	2	12.50%	16		5				M,VP,SC	22	\$320.03
Exc Award (06/30/2020, 06/30/2024)																	
52129	KOFU MAIZURU	10/29/1991	Active	17	0	0	0	0.00%	18		10				VP,SC	0	\$1,000.00
Exc Award (06/30/2017, 06/30/2018, 06/30/2020)																	
25064	KOFU MINAMI	06/25/1970	Active	28	1	1	0	0.00%	27	1	2			N	P,S,T,M,VP SC	1	\$1,500.00



# Club Health Assessment for District 330 B through April 2025

			Status	Membership							Reports					Finance	LCIF
Club Number	Club Name	Charter Date		Current Member Count	YTD Members Added	YTD Members Dropped	YTD Net Growth	YTD Net Growth%	Member Count 12 Months Ago	Avg. length of service for dropped members	Months Since Last MMR ***	Yrs. Since Last Officer Report	President Rotation	Vice President Reported ****	Months Since Last Activity Report ***	Account Balance	Donations for current Fiscal Year
			Number of times on status quo within last two years	If below 15 members appears				If net loss is greater than 20% appears			If no report in 3 months appears in	When more than one year appears in	Number of repeat terms	Notes the officers that do not have an active	If no report at 12 months appears in red		
64455	KOFU WAKABA	06/25/2001	Active	21	0	0	0	0.00%	21		9			P,S,T,M,VP SC	3		\$3,000.01
140878	Koshu Fujisan	02/14/2020	Active	29	5	0	5	20.83%	31		2		N	T,M,SC	3		
	Exc Award (06/30/2022)																
25063	MINAMI-ALPS	09/18/1964	Active	64	4	1	3	4.92%	64	11	3		N	P,T,M,VP,SC	24+		\$5,200.16
25067	MINAMIASHIGARA	04/17/1973	Active	28	3	0	3	12.00%	27		0		N	P,T,M,SC	2		\$3,000.10
	Exc Award (06/30/2017)																
25068	MINOBU	10/05/1965	Active	13	2	0	2	18.18%	11		0			P,S,M,VP,SC	16		\$260.03
25070	MIURA	06/20/1965	Active	36	7	0	7	24.14%	30		2			P,S,T,M,VP SC	24+		\$5,000.08
49531	NAKAI	05/12/1989	Active	19	2	1	1	5.56%	17	3	0			P,S,T,M,VP SC	24+		
25074	NINOMIYA	11/23/1967	Active	16	0	0	0	0.00%	16		10		N	S,M,SC	24+		
25073	NIRASAKI	12/06/1962	Active	40	1	1	0	0.00%	44	37	3			M,VP	4		\$2,150.00
25075	ODAWARA	04/17/1961	Active	49	4	0	4	8.89%	47		0		N	P,T,SC	1		\$10,170.11
	Exc Award (06/30/2022, 06/30/2024)																
46609	ODAWARA MATSUKAZE	10/27/1986	Active	33	4	0	4	13.79%	32		0		N	T,SC	13		\$5,770.06
	Exc Award (06/30/2023)																
36172	ODAWARA SHIRAUME	10/23/1978	Active	68	11	2	9	15.25%	60	19	0			M,VP,SC	0		\$31,091.22
	Exc Award (06/30/2018, 06/30/2024)																
25076	OISO	11/30/1969	Active	14	1	0	1	7.69%	15		9			M,VP,SC	24+		\$1,400.01
43688	RYUO	03/05/1984	Active	19	0	1	-1	-5.00%	21	10	4		R	S,T,M,VP,SC	9		\$1,000.05
	Exc Award (06/30/2017, 06/30/2019)																
25078	SAGAMIHARA	06/14/1966	Active	12	0	1	-1	-7.69%	14	23	4		None	P,S,M,VP,SC	6		\$1,470.02
150576	Sagamihara Arch	04/27/2022	Active	20	0	1	-1	-4.76%	22	3	2		N	S,VP,SC	0		\$354.00
	Exc Award (06/30/2023)																
33123	SAGAMIHARA CHUO	12/13/1976	Active	19	1	0	1	5.56%	18		7		N	M,SC	2		\$1,800.05
89103	SAGAMIHARA CITY	08/12/2005	Active	49	2	4	-2	-3.92%	52	9	3		N		7		\$6,130.12
	Exc Award (06/30/2020, 06/30/2022)																
52138	SAGAMIHARA KEYAKI	11/04/1991	Active	14	0	2	-2	-12.50%	16	1	3		N	P,T,SC	12		



# Club Health Assessment for District 330 B through April 2025

			Status	Membership							Reports					Finance	LCIF	
Club Number	Club Name	Charter Date		Current Member Count	YTD Members Added	YTD Members Dropped	YTD Net Growth	YTD Net Growth%	Member Count 12 Months Ago	Avg. length of service for dropped members	Months Since Last MMR ***	Yrs. Since Last Officer Report	President Rotation	Vice President Reported ****	Months Since Last Activity Report ***	Account Balance	Donations for current Fiscal Year	
			Number of times on status quo within last two years	If below 15 members appears				If net loss is greater than 20% appears			If no report in 3 months appears in	When more than one year appears in	Number of repeat terms	Notes the officers that do not have an active	If no report at 12 months red			
37886	SAMUKAWA	12/10/1979	Active	16	2	3	-1	-5.88%	17	10	7			T,M,VP,SC	6	90+ Days		
	Exc Award (06/30/2017, 06/30/2019)																	
116808	SHINYOKOHAMA	05/08/2012	Active	13	0	0	0	0.00%	13		13			M,VP,SC	N/A		\$2,000.01	
25081	TSURU	07/01/1963	Active	50	4	3	1	2.04%	51	9	2			S,M,VP,SC	13		\$1,170.10	
	Exc Award (06/30/2016)																	
25082	UENOHARA	11/04/1963	Active	35	0	3	-3	-7.89%	38	10	5		None	P,S,T,M,VP SC	24+		\$5,270.00	
25083	YAMAKITA	12/12/1970	Active	43	6	1	5	13.16%	38	10	6		N	SC	2		\$1,900.10	
	Exc Award (06/30/2021)																	
25084	YAMANASHI	08/24/1963	Active	35	0	0	0	0.00%	35		8			N	P,M,VP,SC		3	\$1,351.15
63894	YAMANASHI CHUO	01/04/2001	Active	14	1	1	0	0.00%	14	29	6		None	P,S,T,M,VP SC	24+			
	Exc Award (06/30/2018)																	
124688	Yamanashi Fujisakura	04/23/2015	Active	17	2	0	2	13.33%	14		4		3	N	M,SC	2	\$250.00	
25086	YAMATO CHUO CITY	06/22/1972	Active	27	5	12	-7	-20.59%	35	4	0			M,VP,SC	21	\$7,827.74		
	Exc Award (06/30/2018, 06/30/2019, 06/30/20)																	
31205	YAMATO LIBERTY	09/19/1975	Active	19	1	0	1	5.56%	19		0			N	T,M,SC	4	\$1,140.00	
	Exc Award (06/30/2017)																	
25093	YOKOHAMA	07/29/1952	Active	35	3	1	2	6.06%	34	0	2			N	M,SC	0	\$5,000.01	
	Exc Award (06/30/2023, 06/30/2024)																	
58432	YOKOHAMA AOBA	06/17/1996	Active	26	2	0	2	8.33%	25		4			S,T,M,VP,SC	21	\$500.01		
25112	YOKOHAMA ASAHI	06/14/1969	Active	24	0	2	-2	-7.69%	29	41	2			T,M,VP,SC	1	\$2,000.03		
	Exc Award (06/30/2018, 06/30/2019)																	
62062	YOKOHAMA BAYCITY	06/08/1999	Active	9	0	0	0	0.00%	9		13			T,M,VP,SC	24+	\$2,000.00		
67700	YOKOHAMA BELL	04/15/2003	Active	14	0	0	0	0.00%	14		34			P,T,M,VP,SC	12			
25117	YOKOHAMA CHOJA	04/17/1971	Active	4	0	0	0	0.00%	4		10			VP,SC	6	\$500.00		
25092	YOKOHAMA CHUO	01/25/1964	Active	20	1	2	-1	-4.76%	23	2	0			M,VP,SC	0	\$2,700.01		
	Exc Award (06/30/2023)																	
115197	YOKOHAMA CHUOICHIBA	09/28/2011	Active	23	1	2	-1	-4.17%	25	2	0			S,T,M,VP,SC	N/A	\$200.00		
122849	Yokohama East	07/31/2014	Active	18	0	0	0	0.00%	18		13			P,S,M,VP,SC	24+	\$100.00		



# Club Health Assessment for District 330 B through April 2025

			Status	Membership						Reports					Finance	LCIF	
Club Number	Club Name	Charter Date		Current Member Count	YTD Members Added	YTD Members Dropped	YTD Net Growth	YTD Net Growth%	Member Count 12 Months Ago	Avg. length of service for dropped members	Months Since Last MMR ***	Yrs. Since Last Officer Report	President Rotation	Vice President Reported ****	Months Since Last Activity Report ***	Account Balance	Donations for current Fiscal Year
			Number of times on status quo within last two years	If below 15 members appears				If net loss is greater than 20% appears			If no report in 3 months appears in	When more than one year appears in	Number of repeat terms	Notes the officers that do not have an active	If no report at 12 months red		
25089	YOKOHAMA FUJI	04/10/1972	Active	14	0	0	0	0.00%	15		11			P,S,M,VP,SC	24+		\$560.03
	Exc Award (06/30/2017)																
33911	YOKOHAMA HIGASHITOTSUKA	05/11/1977	Active	30	0	0	0	0.00%	32		10			M,VP,SC	1		\$5,400.11
	Exc Award (06/30/2016, 06/30/2018)																
31955	YOKOHAMA HIKARI	03/30/1976	Active	22	0	0	0	0.00%	24		10		N	T,M,SC	10		\$3,041.38
	Exc Award (06/30/2021)																
25094	YOKOHAMA HODOGAYA	03/29/1966	Active	15	0	0	0	0.00%	16		10			M,VP,SC	12		\$4,270.01
29168	YOKOHAMA ISEZAKI	04/03/1974	Active	14	1	2	-1	-6.67%	18	36	4			T,M,VP,SC	8		\$1,000.00
25101	YOKOHAMA ISOGO	06/11/1966	Active	19	3	2	1	5.56%	20	13	2			M,VP,SC	6		\$200.00
25121	YOKOHAMA ISOGONISHI	03/16/1972	Active	15	1	1	0	0.00%	15	10	3			M,VP,SC	12		\$4,075.07
	Exc Award (06/30/2017)																
50733	YOKOHAMA IZUMI	06/18/1990	Active	27	3	2	1	3.85%	29	0	1		N	S,T,M,SC	0		\$500.00
25114	YOKOHAMA KINKO	04/10/1971	Active	86	9	8	1	1.18%	83	7	0			M,VP,SC	21		\$9,070.03
	Exc Award (06/30/2021)																
25088	YOKOHAMA KOTOBUKI	09/24/1973	Active	25	3	3	0	0.00%	25	11	4		N	P,M,SC	24+		\$2,000.00
25097	YOKOHAMA KOUNAN	03/20/1965	Active	18	0	2	-2	-10.00%	21	20	4			P,S,T,M,VP SC	12		\$4,400.04
33912	YOKOHAMA KOUNANDAI	05/18/1977	Active	33	4	6	-2	-5.71%	34	5	1			M,VP,SC	2		\$2,000.01
	Exc Award (06/30/2017, 06/30/2018, 06/30/2021)																
29167	YOKOHAMA LIBERTY	04/04/1974	Active	16	2	1	1	6.67%	20	0	3			P,T,VP,SC	6		\$1,000.00
	Exc Award (06/30/2018)																
25122	YOKOHAMA MEI YING	06/20/1970	Active	25	4	0	4	19.05%	19		5			M,VP,SC	24+		\$1,970.07
	Exc Award (06/30/2021)																
25124	YOKOHAMA MIDORI	02/28/1971	Active	30	1	3	-2	-6.25%	33	18	2		N	M	2		\$3,340.12
29820	YOKOHAMA MINATO MARINE	09/16/1974	Active	11	0	4	-4	-26.67%	21	11	0		N	M	24+		\$100.00
52180	YOKOHAMA MINATO MIRAI	11/22/1991	Active	24	1	0	1	4.35%	23		9			T,M,VP,SC	19		\$480.00
	Exc Award (06/30/2018)																
25107	YOKOHAMA MINATO-BASHAMICHI	04/06/1968	Active	29	3	4	-1	-3.33%	34	9	0		N	SC	11		\$2,200.04





# Club Health Assessment for District 330 B through April 2025

			Status	Membership							Reports					Finance		LCIF
Club Number	Club Name	Charter Date		Current Member Count	YTD Members Added	YTD Members Dropped	YTD Net Growth	YTD Net Growth%	Member Count 12 Months Ago	Avg. length of service for dropped members	Months Since Last MMR ***	Yrs. Since Last Officer Report	President Rotation	Vice President Reported ****	Months Since Last Activity Report ***	Account Balance	Donations for current Fiscal Year	
			Number of times on status quo within last two years	If below 15 members appears				If net loss is greater than 20% appears			If no report in 3 months appears in	When more than one year appears in	Number of repeat terms	Notes the officers that do not have an active	If no report at 12 months appears in red			
Exc Award (06/30/2021)																		
53834	YOKOHAMA MOTOMACHI	11/17/1992	Active	8	1	0	1	14.29%	8		8			M,VP,SC	15		\$870.01	
62527	YOKOHAMA NAKA	11/23/1999	Active	83	21	3	18	27.69%	65	8	0		2	M,VP,SC	1		\$2,620.00	
Exc Award (06/30/2017, 06/30/2019, 06/30/20)																		
116437	YOKOHAMA OHBIRIN	03/27/2012	Active	36	15	9	6	20.00%	31	2	1			M,VP,SC	N/A			
25087	YOKOHAMA OHTORI COSMOPOLITAN	12/04/1973	Active	13	2	0	2	18.18%	11		3			N S,VP	24+		\$2,000.00	
28116	YOKOHAMA PORT HILL	03/06/1974	Active	26	0	2	-2	-7.14%	28	25	7			N T,VP	8			
Exc Award (06/30/2017, 06/30/2018, 06/30/20)																		
25116	YOKOHAMA SEASIDE	04/05/1970	Active	8	2	3	-1	-11.11%	9	11	7			M,VP,SC	8	90+ Days	\$1,407.10	
28072	YOKOHAMA SEYA	02/06/1974	Active	15	0	2	-2	-11.76%	17	10	4		2	M,VP,SC	24+			
101561	YOKOHAMA SUNSET 21	03/18/2008	Active	50	6	0	6	13.64%	42		2			M,VP,SC	10		\$9,840.05	
Exc Award (06/30/2016, 06/30/2017, 06/30/20)																		
41630	YOKOHAMA TACHIBANA	06/21/1982	Active	21	0	2	-2	-8.70%	23	27	4			M,VP,SC	17		\$5,001.89	
Exc Award (06/30/2017, 06/30/2018, 06/30/20)																		
25104	YOKOHAMA TOTSUKA	12/05/1964	Active	17	1	0	1	6.25%	15		3			P,M,VP,SC	1		\$2,510.01	
Exc Award (06/30/2018)																		
46259	YOKOHAMA TOTSUKA CHUO	05/27/1986	Active	26	2	0	2	8.33%	23		2			T,M,VP,SC	1		\$3,900.08	
25105	YOKOHAMA TSURUMI	06/29/1963	Active	13	0	1	-1	-7.14%	14	11	4		None	P,T,M,VP,SC	5		\$2,600.07	
44401	YOKOHAMA TSURUMI NISHI	11/28/1984	Active	25	0	1	-1	-3.85%	26	11	9			N T,M,SC	24+		\$1,000.00	
Exc Award (06/30/2017, 06/30/2018, 06/30/20)																		
54176	YOKOHAMA TSUZUKI	03/01/1993	Active	40	2	0	2	5.26%	38		4			N S,M,SC	0		\$3,260.00	
25111	YOKOHAMA YAMATE	05/23/1968	Active	9	4	0	4	80.00%	5		3		2	T,M,VP,SC	5		\$500.82	
124907	Yokohama-Kawasaki Rainbow	05/26/2015	Active	8	0	0	0	0.00%	10		10		2	P,S,M,VP,SC	N/A			
25113	YOKOSUKA	01/18/1964	Active	37	7	6	1	2.78%	40	4	0			N M,SC	0		\$5,530.04	
Exc Award (06/30/2021, 06/30/2023)																		
25118	YOKOSUKA CHUO	02/22/1969	Active	32	2	3	-1	-3.03%	35	26	0			N M,SC	5		\$1,300.00	
25123	YOKOSUKA HIGASHI	05/26/1972	Active	21	1	1	0	0.00%	21	1	4			N	1		\$540.00	



## Club Health Assessment for District 330 B through April 2025

INTERNATIONAL

			Status	Membership						Reports					Finance	LCIF	
Club Number	Club Name	Charter Date		Current Member Count	YTD Members Added	YTD Members Dropped	YTD Net Growth	YTD Net Growth%	Member Count 12 Months Ago	Avg. length of service for dropped members	Months Since Last MMR ***	Yrs. Since Last Officer Report	President Rotation	Vice President Reported ****	Months Since Last Activity Report ***	Account Balance	Donations for current Fiscal Year
			Number of times on status quo within last two years	If below 15 members appears				If net loss is greater than 20% appears			If no report in 3 months appears in	When more than one year appears in	Number of repeat terms	Notes the officers that do not have an active	If no report at 12 months appears in red		
25120	YOKOSUKA KINUGASA	12/21/1972	Active	3	0	0	0	0.00%	5		11			M,VP,SC	24+		\$100.51
25090	YOKOSUKA KITA	02/29/1972	Active	19	1	4	-3	-13.64%	24	23	1			N	M,VP	9	\$2,800.01
	Exc Award (06/30/2017)																
32453	YOKOSUKA MIKASA	06/24/1976	Active	13	0	0	0	0.00%	13		9			N	M,VP,SC	9	\$9,215.44
25126	YOKOSUKA MINAMI	02/27/1971	Active	8	0	0	0	0.00%	9		10		2	R		10	\$1,000.01
25127	YUGAWARA	05/13/1963	Active	8	1	2	-1	-11.11%	13	15	4			S,M,VP,SC		1	

Clubs Cancelled Previous Fiscal Year – Clubs Cancelled within last 12 months may be reinstated

Club Number	Club Name	Charter Date	Current Status*	Cancellation Date
29607	KOFU HIGASHI	06/25/1974	Cancelled(6*)	06/29/2024
43569	SAGAMIHARA GREEN	02/15/1984	Cancelled(6*)	06/29/2024
37142	YOKOHAMA HONGO	05/15/1979	Cancelled(6*)	06/29/2024
49565	YOKOHAMA KANAZAWA MARINE	05/30/1989	Cancelled(6*)	06/29/2024
68652	YOKOHAMA SENIOR	04/17/2003	Cancelled(6*)	06/29/2024

Current Total Clubs Count	YTD New Clubs Count	YTD Cancelled Clubs Count	YTD Net Club Gain	Current Total Members Count	YTD Add	YTD Drop	YTD Net Growth	YTD Net Growth %	Member Count 12 Months Ago	Average Member Count Per Club	% of Clubs with less than 20 members	% No MMR in 3 Months	% No Officer Report in 12 Months	% of Clubs with balance 90+ days	Number of Clubs in Status Quo	% Status Quo Clubs in Financial Suspension	Number of Cancelled Clubs	Average Cancelled Club Age	Members Lost Due to Cancellation	% of Clubs Cancelled for Non-Financial Reasons
137	1	0	1	3,407	308	180	128	3.90%	3,402	25	42%	63%	0%	1%	0	0%	0	0	0	0%

\* - P - Priority Club. Cancellation Reasons: 1-Objectives/conduct, 2-Non-active club, 5-Non-existing club, 6-Disbanding, 7-Merger, 8-Financial Suspension, 9-District/Multiple District Dues.

\*\* - Abbreviation: P-President, S-Secretary, T-Treasurer, M-Member Chairperson, VP-First Vice President, MC-Communications Chairperson, SC-Service Chairperson

\*\*\* - Abbreviation: N/R - Never reported using the Lions Clubs website, N/A - Not applicable, No password registered for the Lions Clubs website.

\*\*\*\* - Abbreviation: N - New, IP - Immediate Past, R - Repeat.



# Club Health Assessment for District 330 C through April 2025

			Status	Membership							Reports					Finance		LCIF
Club Number	Club Name	Charter Date		Current Member Count	YTD Members Added	YTD Members Dropped	YTD Net Growth	YTD Net Growth%	Member Count 12 Months Ago	Avg. length of service for dropped members	Months Since Last MMR ***	Yrs. Since Last Officer Report	President Rotation	Vice President Reported ****	Months Since Last Activity Report ***	Account Balance	Donations for current Fiscal Year	
			Number of times on status quo within last two years	If below 15 members appears				If net loss is greater than 20% appears			If no report in 3 months appears in	When more than one year appears in	Number of repeat terms	Notes the officers that do not have an active	If no report at 12 months appears in red			
Clubs less than two years old																		
180725	Kawagoe Aoi Kojinkai	02/09/2025	Newly Chartered	20	20	0	20	100.00%	0		2			T,M,VP,SC	N/A			
180720	Kawagoe Aoi Nippon Sefty Engineer	02/09/2025	Newly Chartered	20	20	0	20	100.00%	0		2			T,M,VP,SC	N/A			
158059	Saitama Smile	04/24/2024	Active	23	1	4	-3	-11.54%	26	2	3		None	P,M,VP,SC	N/R			
Clubs more than two years old																		
24508	AGEO	04/09/1973	Active	53	4	8	-4	-7.02%	68	27	0			S,T,M,VP,SC	24+		\$7,050.03	
45257	AGEO CHUO	06/11/1985	Active	15	1	0	1	7.14%	14		6			P,T,M,VP,SC	24+		\$1,000.00	
24510	ASAKA	04/18/1972	Active	36	1	1	0	0.00%	43	36	0			M,VP,SC	8		\$2,000.00	
24511	CHICHIBU	10/20/1963	Active	35	4	3	1	2.94%	35	31	3		None	P,S,T,M,VP SC	24+			
36027	CHICHIBU CHUO	08/25/1978	Active	43	3	0	3	7.50%	41		1		N	SC	1		\$3,050.00	
36639	FUJIMI	02/07/1979	Active	20	0	0	0	0.00%	23		10		N	P,SC	1			
31287	FUKAYA	10/08/1975	Active	39	0	3	-3	-7.14%	41	24	3		N	M,SC	10		\$1,600.00	
24516	GYODA	01/18/1973	Active	25	0	1	-1	-3.85%	28	5	3		N	S,M,SC	23		\$400.00	
24520	HANNO	02/21/1972	Active	35	4	1	3	9.38%	33	0	5		N	SC	10			
43958	HANYU	05/11/1984	Active	6	0	0	0	0.00%	6		13			P,T,M,VP,SC	24+			
31288	HASUDA	10/08/1975	Active	35	3	1	2	6.06%	34	45	0		N	SC	1		\$1,000.00	
Exc Award (06/30/2017)																		
39107	HIDAKA MUSASHI L C	11/26/1980	Active	7	1	0	1	16.67%	12		1			P,M,VP,SC	24+			
29976	HIGASHIMATSUYAMA	11/29/1974	Active	10	0	1	-1	-9.09%	11	1	7			P,S,T,M,VP SC	24+		\$450.00	
24523	HONJO	11/19/1971	Active	26	1	0	1	4.00%	26		9			P,M,VP,SC	2			
36420	INA	12/29/1978	Active	41	9	3	6	17.14%	35	31	0			P,T,M,VP,SC	22		\$1,678.07	
24524	IRUMA	04/27/1967	Active	19	0	0	0	0.00%	19		1			M,VP,SC	6			
24525	IWATSUKI	03/30/1966	Active	71	4	0	4	5.97%	69		0		N	S,T,M	12		\$13,800.25	
24527	KASUKABE	10/28/1965	Active	50	11	0	11	28.21%	40		0		N	M,SC	4		\$4,300.01	



# Club Health Assessment for District 330 C through April 2025

			Status	Membership							Reports					Finance		LCIF
Club Number	Club Name	Charter Date		Current Member Count	YTD Members Added	YTD Members Dropped	YTD Net Growth	YTD Net Growth%	Member Count 12 Months Ago	Avg. length of service for dropped members	Months Since Last MMR ***	Yrs. Since Last Officer Report	President Rotation	Vice President Reported ****	Months Since Last Activity Report ***	Account Balance	Donations for current Fiscal Year	
			Number of times on status quo within last two years	If below 15 members appears				If net loss is greater than 20% appears			If no report in 3 months appears in	When more than one year appears in	Number of repeat terms		Notes the officers that do not have an active	If no report at 12 months appears in red		
33194	KASUKABE CHUO	12/31/1976	Active	10	6	2	4	66.67%	6	0	2		4		P,T,M,VP,SC	12		
154190	Kasukabe Fuji	04/18/2023	Active	18	6	5	1	5.88%	19	3	2			N		18		
24529	KAWAGOE	11/26/1965	Active	21	1	1	0	0.00%	37	2	0				M,VP,SC	10		\$455.25
33788	KAWAGOE AOI	04/04/1977	Active	59	46	44	2	3.51%	57	1	0			R	M,SC	5		126,323.04
42137	KAWAGOE CHUO	12/20/1982	Active	40	5	6	-1	-2.44%	41	8	3		None		P,S,T,M,VP SC	23		
32030	KAWAGOE HATSUKARI	04/06/1976	Active	18	0	4	-4	-18.18%	29	37	2			N	P,S,T,M,VP SC	11		
108671	KAWAGOE TSUBASA	06/17/2010	Active	12	1	1	0	0.00%	21	6	9	1	None		P,S,T,M,VP SC	24+		
24526	KAWAGUCHI	05/08/1961	Active	21	0	4	-4	-16.00%	25	17	4			N	SC	1		
49365	KAWAGUCHI HIGASHI	03/31/1989	Active	13	0	1	-1	-7.14%	14	10	4			N	S,M	13		\$1,000.00
37888	KAZO	12/10/1979	Active	30	5	8	-3	-9.09%	34	9	1				M,VP,SC	2		
35894	KOONOSU	06/05/1978	Active	10	0	0	0	0.00%	13		10				P,S,T,M,VP SC	16		\$1,000.00
31290	KOSHIGAYA	10/07/1975	Active	33	3	1	2	6.45%	31	12	3			N	SC	1		\$3,300.00
41811	KOSHIGAYA CHUO	08/11/1982	Active	21	0	1	-1	-4.55%	24	13	2				S,T,M,VP,SC	1		\$1,000.00
46793	KUKI	12/08/1986	Active	14	0	0	0	0.00%	14		13				M,VP,SC	17		
24530	KUMAGAYA	03/07/1966	Active	25	1	2	-1	-3.85%	26	5	3				T,VP,SC	4		
36360	MISATO	12/11/1978	Active	11	0	0	0	0.00%	11		20			N	T,M,VP,SC	15		
Exc Award (06/30/2017)																		
56891	MISATO NIODORI	04/26/1995	Active	20	2	0	2	11.11%	18		0				P,T,M,VP,SC	24+		\$1,000.00
37890	MIYOSHI SAITAMA L C	12/04/1979	Active	12	2	0	2	20.00%	11		3				M,VP,SC	19		\$400.00
34149	NIIZA CHUO	06/24/1977	Active	26	4	1	3	13.04%	23	43	2			N	S,M	16		\$1,100.00
31291	NISHICHICHIBU L C	10/17/1975	Active	35	1	1	0	0.00%	35	2	0				S,T,M,VP,SC	0		\$1,750.00
34714	NISHIIRUMA	11/16/1977	Active	34	1	2	-1	-2.86%	36	4	4			N	S,VP	20		\$3,000.00
37891	OGAWA	12/18/1979	Active	19	2	0	2	11.76%	18		8			N	SC	17		\$1,900.00
39108	OHI	11/19/1980	Active	13	0	0	0	0.00%	15		6				P,T,VP,SC	24+		
54118	OKABE	02/22/1993	Active	14	0	0	0	0.00%	14		13				P,S,M,VP,SC	19		




# Club Health Assessment for District 330 C through April 2025

			Status	Membership						Reports					Finance	LCIF	
Club Number	Club Name	Charter Date		Current Member Count	YTD Members Added	YTD Members Dropped	YTD Net Growth	YTD Net Growth%	Member Count 12 Months Ago	Avg. length of service for dropped members	Months Since Last MMR ***	Yrs. Since Last Officer Report	President Rotation	Vice President Reported ****	Months Since Last Activity Report ***	Account Balance	Donations for current Fiscal Year
			Number of times on status quo within last two years	If below 15 members appears				If net loss is greater than 20% appears			If no report in 3 months appears in	When more than one year appears in	Number of repeat terms	Notes the officers that do not have an active	If no report at 12 months red		
33488	OKEGAWA	03/14/1977	Active	17	3	0	3	21.43%	14		3			P,S,M,VP,SC	24+		\$3,700.00
24538	OMIYA	05/14/1965	Active	29	0	0	0	0.00%	29		10			N	M,SC	16	\$300.00
53806	OMIYA CHUO GREEN	11/10/1992	Active	13	5	1	4	44.44%	22	7	4			S,T,M,VP,SC	4		\$1,000.00
Exc Award (06/30/2016, 06/30/2017)																	
30903	OMIYA HIKAWA	06/10/1975	Active	10	0	1	-1	-9.09%	11	2	7			M,VP,SC	24+		
24537	OMIYA KITA	06/19/1970	Active	38	0	0	0	0.00%	38		9		None	P,S,T,M,VP SC	13		\$1,900.00
35895	OMIYA MINUMA	06/26/1978	Active	19	1	3	-2	-9.52%	34	34	0			N	P,S,T,M,VP SC	12	\$2,303.92
Exc Award (06/30/2016)																	
57700	OMIYA SENIOR	12/28/1995	Active	12	1	1	0	0.00%	12	22	2			P,T,M,VP,SC	13		
53432	RANZAN TOKIGAWA L C	06/26/1992	Active	16	1	0	1	6.67%	16		9			N	S,T,M,SC	0	
Exc Award (06/30/2016)																	
105074	SAITAMA HARMONY	03/26/2009	Active	12	1	1	0	0.00%	12	16	9			M,VP,SC	24+		
31675	SAITAMA MINAMI ROYAL	02/03/1976	Active	29	0	1	-1	-3.33%	42	16	0			S,M,VP,SC	6		
48752	SAITAMA SAKURA	06/24/1988	Active	12	1	1	0	0.00%	13	8	4			N	SC	5	\$800.00
24658	SAITAMA YONO	11/30/1971	Active	9	0	0	0	0.00%	10		10		6	P,T,M,VP,SC	23		
29421	SAYAMA	05/30/1974	Active	23	1	0	1	4.55%	23		5			N		24+	\$1,000.01
34794	SHIRAOKA	12/05/1977	Active	11	1	1	0	0.00%	12	16	0			P,M,VP,SC	1		\$110.00
24540	SOKA	06/13/1968	Active	20	2	3	-1	-4.76%	21	8	0			T,M,VP,SC	6		\$1,900.05
56842	SUGITO	04/17/1995	Active	9	0	0	0	0.00%	10		10			M,VP,SC	1		\$105.00
24545	TODA	05/31/1972	Active	38	4	1	3	8.57%	35	22	3			N	S,T,M,SC	5	\$5,800.00
24649	TOKOROZAWA	09/11/1969	Active	7	0	0	0	0.00%	14		10			R	S,T,M,VP,SC	0	
24644	URAWA	02/14/1967	Active	6	0	1	-1	-14.29%	7	37	5			P,T,M,VP,SC	6		
24657	WAKO	12/02/1969	Active	14	0	0	0	0.00%	14		13		2	R	M,SC	1	
24656	WARABI	12/11/1965	Active	9	2	2	0	0.00%	11	2	6			M,VP,SC	14		
30992	YASHIO	06/20/1975	Active	30	3	0	3	11.11%	27		7			T,M,VP,SC	0		\$14,000.00
58630	YONO SHINTOSHIN	08/01/1996	Active	25	0	0	0	0.00%	32		8			M,VP,SC	21		\$6,100.00



Club Health Assessment for District 330 C through April 2025

			Status	Membership							Reports				Finance	LCIF	
Club Number	Club Name	Charter Date		Current Member Count	YTD Members Added	YTD Members Dropped	YTD Net Growth	YTD Net Growth%	Member Count 12 Months Ago	Avg. length of service for dropped members	Months Since Last MMR ***	Yrs. Since Last Officer Report	President Rotation	Vice President Reported ****	Months Since Last Activity Report ***	Account Balance	Donations for current Fiscal Year
			Number of times on status quo within last two years	If below 15 members appears			If net loss is greater than 20% appears				If no report in 3 months appears in	When more than one year appears in	Number of repeat terms	Notes the officers that do not have an active	If no report at 12 months appears in red		
Exc Award (06/30/2016, 06/30/2019)																	

Clubs Cancelled Previous Fiscal Year – Clubs Cancelled within last 12 months may be reinstated

Club Number	Club Name	Charter Date	Current Status*	Cancellation Date
31714	OMIYA CHUO	02/12/1976	Cancelled(7*)	06/29/2024

Current Total Clubs Count	YTD New Clubs Count	YTD Cancelled Clubs Count	YTD Net Club Gain	Current Total Members Count	YTD Add	YTD Drop	YTD Net Growth	YTD Net Growth %	Member Count 12 Months Ago	Average Member Count Per Club	% of Clubs with less than 20 members	% No MMR in 3 Months	% No Officer Report in 12 Months	% of Clubs with balance 90+ days	Number of Clubs in Status Quo	% Status Quo Clubs in Financial Suspension	Number of Cancelled Clubs	Average Cancelled Club Age	Members Lost Due to Cancellation	% of Clubs Cancelled for Non-Financial Reasons
68	2	0	2	1,566	199	127	72	4.82%	1,635	23	47%	62%	1%	0%	0	0%	0	0	0	0%

\* - P - Priority Club. Cancellation Reasons: 1-Objectives/conduct, 2-Non-active club, 5-Non-existing club, 6-Disbanding, 7-Merger, 8-Financial Suspension, 9-District/Multiple District Dues.  
\*\* - Abbreviation: P-President, S-Secretary, T-Treasurer, M-Member Chairperson, VP-First Vice President, MC-Communications Chairperson, SC-Service Chairperson  
\*\*\* - Abbreviation: N/R - Never reported using the Lions Clubs website, N/A - Not applicable, No password registered for the Lions Clubs website.  
\*\*\*\* - Abbreviation: N - New, IP - Immediate Past, R - Repeat.




# Club Health Assessment for District 331 A through April 2025

			Status	Membership							Reports					Finance	LCIF
Club Number	Club Name	Charter Date		Current Member Count	YTD Members Added	YTD Members Dropped	YTD Net Growth	YTD Net Growth%	Member Count 12 Months Ago	Avg. length of service for dropped members	Months Since Last MMR ***	Yrs. Since Last Officer Report	President Rotation	Vice President Reported ****	Months Since Last Activity Report ***	Account Balance	Donations for current Fiscal Year
			Number of times on status quo within last two years	If below 15 members appears				If net loss is greater than 20% appears			If no report in 3 months appears in	When more than one year appears in	Number of repeat terms	Notes the officers that do not have an active	If no report at 12 months appears in red		
Clubs more than two years old																	
24804	AKABIRA	03/03/1962	Active	12	0	0	0	0.00%	13		10			M,VP,SC	2		\$1,498.88
24807	ASHIBETSU	07/30/1961	Active	40	3	0	3	8.11%	38		1			N P,M,VP,SC	0		\$3,941.26
Exc Award (06/30/2018, 06/30/2020)																	
24814	BIBAI	10/11/1960	Active	21	3	0	3	16.67%	20		6			T,M,VP,SC	4		\$1,366.30
Exc Award (06/30/2017)																	
24817	CHIPPUBETSU	06/30/1968	Active	12	1	3	-2	-14.29%	14	6	1			N P,T,M,SC	24+		\$794.71
24818	CHITOSE	10/21/1961	Active	77	12	1	11	16.67%	67	5	0			N VP,SC	1		\$20,769.46
Exc Award (06/30/2017, 06/30/2018, 06/30/2020)																	
41425	CHITOSE CHUO	05/24/1982	Active	34	4	1	3	9.68%	33	3	0			N S,T,VP	1		\$3,532.44
24820	EBEOTSU	10/16/1966	Active	19	2	0	2	11.76%	17		4			P,S,T,M,VP SC	14		\$456.86
24821	EBETSU	02/24/1960	Active	39	2	0	2	5.41%	39		8			N T,VP,SC	22		\$4,654.50
Exc Award (06/30/2024)																	
52985	EBETSU GREEN	04/27/1992	Active	28	4	2	2	7.69%	25	12	0			N S,T,M,VP,SC	0		\$2,100.08
Exc Award (06/30/2022)																	
24824	ENIWA	01/19/1964	Active	77	14	5	9	13.24%	70	12	1			N P,S,T,M,VP SC	6		\$4,407.78
24827	FUKAGAWA	11/30/1961	Active	15	1	2	-1	-6.25%	16	3	0			P,S,M,VP,SC	1		\$783.74
30381	ISHIKARI	03/11/1975	Active	41	3	0	3	7.89%	38		1			N M,SC	1		\$604.39
Exc Award (06/30/2024)																	
24843	IWAMIZAWA	11/09/1959	Active	39	2	1	1	2.63%	37	54	2			N T,M,SC	0		\$1,870.15
Exc Award (06/30/2023)																	
24845	IWAMIZAWA CHUO	07/20/1972	Active	28	1	1	0	0.00%	30	15	8			N T,VP,SC	0		\$997.99
Exc Award (06/30/2016, 06/30/2017)																	
46124	IWAMIZAWA GREEN	04/01/1986	Active	24	1	2	-1	-4.00%	26	20	1			M,VP,SC	4		\$1,442.54
123649	Iwamizawa Hamanasu	11/17/2014	Active	69	9	3	6	9.52%	63	3	1			N P,SC	4		\$12,261.04
Exc Award (06/30/2016, 06/30/2018, 06/30/2020)																	
99228	IWAMIZAWA MAPLE	05/01/2007	Active	21	1	1	0	0.00%	21	0	0			N S,T,SC	0		\$572.78
Exc Award (06/30/2016, 06/30/2018, 06/30/2020)																	





# Club Health Assessment for District 331 A through April 2025

			Status	Membership							Reports					Finance	LCIF
Club Number	Club Name	Charter Date		Current Member Count	YTD Members Added	YTD Members Dropped	YTD Net Growth	YTD Net Growth%	Member Count 12 Months Ago	Avg. length of service for dropped members	Months Since Last MMR ***	Yrs. Since Last Officer Report	President Rotation	Vice President Reported ****	Months Since Last Activity Report ***	Account Balance	Donations for current Fiscal Year
			Number of times on status quo within last two years	If below 15 members appears				If net loss is greater than 20% appears			If no report in 3 months appears in	When more than one year appears in	Number of repeat terms	Notes the officers that do not have an active	If no report at 12 months red		
24855	KITAHIROSHIMA	05/30/1969	Active	30	1	4	-3	-9.09%	33	13	4		None	P,T,M,VP,SC	0		\$4,243.23
24868	MIKASA	11/24/1963	Active	23	1	2	-1	-4.17%	24	19	0			N	SC	0	\$1,907.23
Exc Award (06/30/2016, 06/30/2019, 06/30/20)																	
24875	NAGANUMA	01/22/1967	Active	28	3	1	2	7.69%	27	2	1			N	S,T,M,VP,SC	21	\$1,184.84
24876	NAIE	06/16/1961	Active	24	3	0	3	14.29%	23		9			N	P,T,M,VP,SC	4	\$1,330.62
24878	NANPORO	04/13/1968	Active	19	2	4	-2	-9.52%	22	26	4			N	S,T,M,VP,SC	24+	\$402.52
24884	NUMATA	06/30/1963	Active	38	0	0	0	0.00%	38		17		None	P,S,T,M,VP SC	24+	\$1,223.32	
24904	SAPPORO	02/28/1956	Active	23	5	2	3	15.00%	20	34	3			S,T,M,VP,SC	11	\$6,413.54	
Exc Award (06/30/2016, 06/30/2020)																	
24905	SAPPORO ACACIA	12/15/1960	Active	55	4	2	2	3.77%	49	17	0			N	M,SC	4	\$8,223.90
Exc Award (06/30/2016, 06/30/2017, 06/30/20)																	
78448	SAPPORO AKARENGA	03/02/2004	Active	28	4	1	3	12.00%	27	15	1		None	P,VP,SC	2	\$5,584.37	
120798	Sapporo Athlete	11/22/2013	Active	15	0	0	0	0.00%	17		6			R	S,T,M,VP	9	
24906	SAPPORO CHUO	10/20/1958	Active	20	2	3	-1	-4.76%	20	13	3				T,M,VP,SC	24+	\$5,466.79
Exc Award (06/30/2016, 06/30/2017, 06/30/20)																	
30168	SAPPORO CLARK	01/31/1975	Active	20	1	0	1	5.26%	19		6			N	P,T,M,VP,SC	14	\$329.55
Exc Award (06/30/2018)																	
77883	SAPPORO COSMIC SENIOR	12/02/2003	Active	19	2	8	-6	-24.00%	26	8	0			N	P,M,SC	1	\$1,269.41
24907	SAPPORO ELM	11/08/1959	Active	33	0	0	0	0.00%	34		9				M,VP,SC	5	\$2,055.02
Exc Award (06/30/2017, 06/30/2018, 06/30/20)																	
44494	SAPPORO FRONTIER	12/28/1984	Active	46	3	1	2	4.55%	46	2	0			N	P,S,T,M,SC	8	\$20,964.99
Exc Award (06/30/2018, 06/30/2020, 06/30/20)																	
56736	SAPPORO GREEN	03/29/1995	Active	25	1	3	-2	-7.41%	27	11	7		None	N	P,S,T,M,SC	2	\$9,413.54
37013	SAPPORO HAMANASU	04/25/1979	Active	11	0	0	0	0.00%	11		15		None		P,S,T,M,VP SC	24+	\$490.31
61160	SAPPORO HIGASHI	09/30/1998	Active	39	2	3	-1	-2.50%	41	2	1				S,T,M,VP,SC	24+	\$8,290.56
Exc Award (06/30/2017, 06/30/2018, 06/30/20)																	
47202	SAPPORO HITSUJIGAOKA	04/13/1987	Active	5	2	4	-2	-28.57%	7	4	1		None		P,T,M,VP,SC	13	\$708.50
Exc Award (06/30/2016)																	



# Club Health Assessment for District 331 A through April 2025

			Status	Membership							Reports					Finance	LCIF	
Club Number	Club Name	Charter Date		Current Member Count	YTD Members Added	YTD Members Dropped	YTD Net Growth	YTD Net Growth%	Member Count 12 Months Ago	Avg. length of service for dropped members	Months Since Last MMR ***	Yrs. Since Last Officer Report	President Rotation	Vice President Reported ****	Months Since Last Activity Report ***	Account Balance	Donations for current Fiscal Year	
			Number of times on status quo within last two years	If below 15 members appears					If net loss is greater than 20% appears			If no report in 3 months appears in	When more than one year appears in	Number of repeat terms	Notes the officers that do not have an active	If no report at 12 months appears in red		
149816	Sapporo Infinity	02/08/2022	Active	43	3	2	1	2.38%	41	2	1			N	SC	2		\$778.26
Exc Award (06/30/2022, 06/30/2023, 06/30/2024)																		
98926	SAPPORO KITANOMORI	03/29/2007	Active	111	7	7	0	0.00%	105	8	0			N	SC	0		\$22,230.46
Exc Award (06/30/2019, 06/30/2022, 06/30/2024)																		
44913	SAPPORO KIYOTA	04/26/1985	Active	78	5	1	4	5.41%	75	3	0			N	P,S,T,M,SC	2		\$8,941.40
Exc Award (06/30/2018, 06/30/2019, 06/30/2024)																		
153791	Sapporo Les Liens	03/07/2023	Active	33	4	6	-2	-5.71%	37	1	1				P,S,T,VP,SC	2		\$5,642.09
Exc Award (06/30/2023, 06/30/2024)																		
38933	SAPPORO LIBERTY	09/10/1980	Active	21	1	4	-3	-12.50%	24	20	2			N	T,SC	1		
Exc Award (06/30/2017)																		
24909	SAPPORO LILAC	08/10/1964	Active	37	2	0	2	5.71%	36		4			N		24+		\$3,257.03
34151	SAPPORO MARUYAMA	06/23/1977	Active	35	4	5	-1	-2.78%	37	7	0			N	P,S,T,M,SC	3		\$5,130.39
55382	SAPPORO MINAMI	03/03/1994	Active	9	0	9	-9	-50.00%	18	17	6			R	P,S,T,M,VP SC	13		\$111.55
Exc Award (06/30/2016, 06/30/2017, 06/30/2024)																		
24901	SAPPORO MOIWA	03/22/1968	Active	23	2	2	0	0.00%	23	26	0			N	SC	1		\$2,458.30
Exc Award (06/03/2016, 06/30/2017, 06/30/2024)																		
55303	SAPPORO NAKAJIMA	02/10/1994	Active	106	7	6	1	0.95%	86	4	0			N	T,SC	2		\$53,040.04
Exc Award (06/30/2022, 06/30/2024)																		
56407	SAPPORO NISHI	01/06/1995	Active	20	3	7	-4	-16.67%	24	18	1			N	M	2		\$4,085.93
Exc Award (06/30/2017, 06/30/2018)																		
76063	SAPPORO NORTH	06/25/2003	Active	18	8	6	2	12.50%	18	5	0			N		2		\$414.78
Exc Award (06/30/2016, 06/30/2018, 06/30/2024)																		
51427	SAPPORO OHDORI	03/14/1991	Active	30	2	0	2	7.14%	28		1			N	S,M,VP,SC	2		\$2,273.17
Exc Award (06/30/2016, 06/30/2019, 06/30/2024)																		
44791	SAPPORO PIONEER	03/19/1985	Active	43	2	32	-30	-41.10%	73	4	0				T,M,VP,SC	2		129,036.66
Exc Award (06/30/2016, 06/30/2021, 06/30/2024)																		
24908	SAPPORO POPLAR	11/10/1962	Active	42	4	3	1	2.44%	44	5	0				T,M,VP,SC	21		\$4,064.78
Exc Award (06/30/2018)																		
61344	SAPPORO SENIOR	12/08/1998	Active	44	4	6	-2	-4.35%	46	2	0			N	P,S,M,VP,SC	1		\$464.36



# Club Health Assessment for District 331 A through April 2025

			Status	Membership							Reports					Finance	LCIF
Club Number	Club Name	Charter Date		Current Member Count	YTD Members Added	YTD Members Dropped	YTD Net Growth	YTD Net Growth%	Member Count 12 Months Ago	Avg. length of service for dropped members	Months Since Last MMR ***	Yrs. Since Last Officer Report	President Rotation	Vice President Reported ****	Months Since Last Activity Report ***	Account Balance	Donations for current Fiscal Year
			Number of times on status quo within last two years	If below 15 members appears				If net loss is greater than 20% appears			If no report in 3 months appears in	When more than one year appears in	Number of repeat terms	Notes the officers that do not have an active	If no report at 12 months appears in red		
Exc Award (06/30/2019, 06/30/2023)																	
110928	SAPPORO SHINSEI	04/26/2011	Active	24	1	3	-2	-7.69%	26	3	2			N	SC	0	\$7,613.41
41770	SAPPORO SHIRAKABA	07/19/1982	Active	32	3	5	-2	-5.88%	36	41	1			N	P,M,VP,SC	7	\$2,348.60
Exc Award (06/30/2022)																	
47122	SAPPORO SHIROISHI	03/31/1987	Active	47	2	5	-3	-6.00%	51	17	0			N	P,S,T,M,SC	1	\$1,087.36
Exc Award (06/30/2024)																	
46125	SAPPORO SNOWTOPIA	04/02/1986	Active	21	0	0	0	0.00%	21		9				P,T,M,VP,SC	9	\$433.56
Exc Award (06/30/2018)																	
56566	SAPPORO SUSUKINO	02/20/1995	Active	53	9	4	5	10.42%	51	12	0			N	M,SC	1	\$7,275.43
Exc Award (06/30/2020)																	
37540	SAPPORO TOKEIDAI	09/17/1979	Active	73	16	4	12	19.67%	62	25	0				T,M,VP,SC	18	\$17,321.65
Exc Award (06/30/2019, 06/30/2020, 06/30/2021)																	
117121	SAPPORO TRUST	06/08/2012	Active	24	6	4	2	9.09%	27	3	0			N	P,M,VP,SC	6	\$260.53
Exc Award (06/30/2016, 06/30/2017, 06/30/2018)																	
84554	SAPPORO WAKABA	12/20/2004	Active	17	3	5	-2	-10.53%	19	5	4			N	S,M,VP,SC	4	\$2,660.32
24919	SHINTOTSUKAWA	11/26/1966	Active	14	0	0	0	0.00%	16		10				P,S,T,M,VP SC	23	\$195.21
Exc Award (06/30/2020)																	
78798	SORACHI	04/14/2004	Active	24	2	5	-3	-11.11%	27	13	0			N	M,SC	1	\$2,295.86
24917	SUNAGAWA	07/29/1960	Active	41	1	0	1	2.50%	42		2			N	S,T,SC	1	\$9,050.86
Exc Award (06/30/2017, 06/30/2018)																	
24923	TAKIKAWA	09/17/1960	Active	25	2	1	1	4.17%	27	1	0				P,S,T,M,VP SC	2	\$991.64
Exc Award (06/30/2016)																	
40720	TAKIKAWA CHUO	12/21/1981	Active	38	1	6	-5	-11.63%	49	12	0			N	S,T,M,VP,SC	1	\$1,511.36
24924	TOBETSU	08/07/1962	Active	46	1	1	0	0.00%	46	4	4			N	T,M,SC	4	\$6,104.25
Exc Award (06/30/2018)																	
24930	TSUKIGATA	01/12/1964	Active	19	3	1	2	11.76%	17	39	3				T,M,VP,SC	4	\$378.21
30425	URYU	03/07/1975	Active	16	0	0	0	0.00%	16		10				S,T,M,VP,SC	13	\$401.05
24943	YUBARI CHUO	11/27/1966	Active	8	0	0	0	0.00%	8		17	1	None		P,S,T,M,VP SC	24+	\$237.41



## Club Health Assessment for District 331 A through April 2025

Club Number	Club Name	Charter Date	Status	Membership							Reports					Finance	LCIF
				Current Member Count	YTD Members Added	YTD Members Dropped	YTD Net Growth	YTD Net Growth%	Member Count 12 Months Ago	Avg. length of service for dropped members	Months Since Last MMR ***	Yrs. Since Last Officer Report	President Rotation	Vice President Reported ****	Months Since Last Activity Report ***	Account Balance	Donations for current Fiscal Year
			Number of times on status quo within last two years	If below 15 members appears				If net loss is greater than 20% appears			If no report in 3 months appears in	When more than one year appears in	Number of repeat terms	Notes the officers that do not have an active	If no report at 12 months appears in red		
24944	YUNI	06/08/1968	Active	38	4	2	2	5.56%	36	3	0		N	T,M,SC	6		\$1,200.50

Clubs Cancelled Previous Fiscal Year – Clubs Cancelled within last 12 months may be reinstated

Club Number	Club Name	Charter Date	Current Status*	Cancellation Date
55622	SAPPORO ASahi	04/28/1994	Cancelled(7*)	06/29/2024

Current Total Clubs Count	YTD New Clubs Count	YTD Cancelled Clubs Count	YTD Net Club Gain	Current Total Members Count	YTD Add	YTD Drop	YTD Net Growth	YTD Net Growth %	Member Count 12 Months Ago	Average Member Count Per Club	% of Clubs with less than 20 members	% No MMR in 3 Months	% No Officer Report in 12 Months	% of Clubs with balance 90+ days	Number of Clubs in Status Quo	% Status Quo Clubs in Financial Suspension	Number of Cancelled Clubs	Average Cancelled Club Age	Members Lost Due to Cancellation	% of Clubs Cancelled for Non-Financial Reasons
70	0	0	0	2,350	211	202	9	0.38%	2,370	34	23%	36%	1%	0%	0	0%	0	0	0	0%

\* - P - Priority Club. Cancellation Reasons: 1-Objectives/conduct, 2-Non-active club, 5-Non-existing club, 6-Disbanding, 7-Merger, 8-Financial Suspension, 9-District/Multiple District Dues.

\*\* - Abbreviation: P-President, S-Secretary, T-Treasurer, M-Member Chairperson, VP-First Vice President, MC-Communications Chairperson, SC-Service Chairperson

\*\*\* - Abbreviation: N/R - Never reported using the Lions Clubs website, N/A - Not applicable, No password registered for the Lions Clubs website.

\*\*\*\* - Abbreviation: N - New, IP - Immediate Past, R - Repeat.



# Club Health Assessment for District 331 B through April 2025

			Status	Membership							Reports					Finance	LCIF	
Club Number	Club Name	Charter Date		Current Member Count	YTD Members Added	YTD Members Dropped	YTD Net Growth	YTD Net Growth%	Member Count 12 Months Ago	Avg. length of service for dropped members	Months Since Last MMR ***	Yrs. Since Last Officer Report	President Rotation	Vice President Reported ****	Months Since Last Activity Report ***	Account Balance	Donations for current Fiscal Year	
			Number of times on status quo within last two years	If below 15 members appears				If net loss is greater than 20% appears			If no report in 3 months appears in	When more than one year appears in	Number of repeat terms		Notes the officers that do not have an active	If no report at 12 months appears in red		
Clubs less than two years old																		
154201	Asahikawa Virtual	05/09/2023	Active	21	1	0	1	5.00%	23		9			N	SC	N/A		\$172.80
172363	Higashi Hokkaido Web	06/27/2024	Active	21	5	4	1	5.00%	0	0	0		2		M,VP,SC	N/R		
Clubs more than two years old																		
24803	ABASHIRI	08/05/1962	Active	43	1	0	1	2.38%	42		2			N	P,S,T,VP,SC	1		\$3,948.72
29237	ABASHIRI KATSURA	04/30/1974	Active	30	2	0	2	7.14%	33		5			N	P,S,T,VP,SC	0		\$498.51
32898	AIBETSU	10/29/1976	Active	23	0	0	0	0.00%	23		14				P,S,T,M,VP SC	16		\$527.42
24809	ASAHIKAWA	02/24/1958	Active	26	2	3	-1	-3.70%	28	23	1			IP	S,T,M,SC	0		\$1,793.60
Exc Award (06/30/2017, 06/30/2021)																		
24810	ASAHIKAWA CHUO	11/28/1959	Active	14	0	0	0	0.00%	15		1			N		1		\$396.74
110481	ASAHIKAWA CRYSTAL	03/02/2011	Active	17	3	0	3	21.43%	15		1			N		13		
24808	ASAHIKAWA HEIWA	11/26/1963	Active	29	0	0	0	0.00%	30		4			N	S,T,M,VP,SC	0		\$1,025.49
Exc Award (06/30/2020, 06/30/2023)																		
24811	ASAHIKAWA HIGASHI	07/30/1963	Active	14	1	1	0	0.00%	17	9	4				P,S,T,M,VP SC	0		\$260.03
50000	ASAHIKAWA NANAKAMADO	11/29/1989	Active	27	2	2	0	0.00%	30	9	2			N	P,S,T,M,VP SC	1		\$1,032.01
Exc Award (06/30/2018, 06/30/2019, 06/30/20)																		
24812	ASAHIKAWA TAISETSU	06/17/1961	Active	39	3	3	0	0.00%	39	5	0			N	P,S,T,M,VP SC	3		\$2,322.38
Exc Award (06/30/2018, 06/30/2019, 06/30/20)																		
34152	BIFUKA	06/23/1977	Active	14	1	1	0	0.00%	14	7	0				S,M,VP,SC	24+		\$200.13
24816	BIHORO	02/17/1963	Active	35	1	4	-3	-7.89%	39	21	1			N	S	4		\$1,540.83
24822	ENBETSU	11/04/1964	Active	16	0	2	-2	-11.11%	19	9	4		None		P,S,T,M,VP SC	24+		\$594.95
24823	ENGARU	12/10/1973	Active	27	5	2	3	12.50%	24	26	0				P,S,T,M,VP SC	6		\$326.62
24826	ESASHI OKHOTSK L C	06/25/1963	Active	16	0	0	0	0.00%	17		10		6		P,S,T,M,VP SC	24+		
24829	FURANO	03/04/1962	Active	66	8	2	6	10.00%	63	6	0			N	P,S,T,M,VP SC	24+		\$6,258.81
24832	HABORO	11/18/1962	Active	41	1	3	-2	-4.65%	45	16	2			N	P,T,M,VP,SC	24+		\$1,411.99
35115	HIGASHIKAWA	02/20/1978	Active	28	0	0	0	0.00%	28		13				P,M,VP,SC	7		\$583.47



# Club Health Assessment for District 331 B through April 2025

			Status	Membership							Reports					Finance	LCIF
Club Number	Club Name	Charter Date		Current Member Count	YTD Members Added	YTD Members Dropped	YTD Net Growth	YTD Net Growth%	Member Count 12 Months Ago	Avg. length of service for dropped members	Months Since Last MMR ***	Yrs. Since Last Officer Report	President Rotation	Vice President Reported ****	Months Since Last Activity Report ***	Account Balance	Donations for current Fiscal Year
			Number of times on status quo within last two years	If below 15 members appears				If net loss is greater than 20% appears			If no report in 3 months appears in	When more than one year appears in	Number of repeat terms	Notes the officers that do not have an active	If no report at 12 months red		
24841	HONBETSU	11/13/1960	Active	25	1	2	-1	-3.85%	25	8	0			T,M,VP,SC	0		\$919.88
40080	HORONOBE	06/23/1981	Active	18	1	1	0	0.00%	18	4	0		None	P,S,T,M,VP SC	24+		
24848	KAMIFURANO	05/17/1964	Active	34	3	0	3	9.68%	32		7			S,M,VP,SC	0		\$663.52
Exc Award (06/30/2017, 06/30/2021)																	
24849	KAMISHIHORO	04/28/1970	Active	19	1	1	0	0.00%	19	54	3			N	P,S,M,VP,SC	16	\$261.18
24854	KITAMI	05/25/1962	Active	37	4	2	2	5.71%	34	18	1			P,S,T,M,VP SC	6		\$5,500.04
24853	KITAMI CHUO	04/04/1964	Active	40	4	0	4	11.11%	38		0			N	SC	10	\$8,120.33
33913	KITAMI SHIRAKABA	05/18/1977	Active	78	2	1	1	1.30%	83	2	2			M,VP,SC	10		\$2,450.18
Exc Award (06/30/2019, 06/30/2023, 06/30/20)																	
24857	KUSHIRO	08/26/1957	Active	27	2	0	2	8.00%	30		1			S,T,M,VP,SC	10		\$143.04
24863	KUSHIRO MINATO	11/23/1968	Active	57	4	0	4	7.55%	54		3			N	SC	11	\$4,014.06
31715	KUSHIRO NUSAMAI	02/18/1976	Active	64	2	3	-1	-1.54%	69	11	0			N	P,T,M,SC	24+	\$656.63
49466	KUSHIRO SHITSUGEN	04/28/1989	Active	17	0	0	0	0.00%	17		7		None	P,S,T,M,VP SC	24+		\$340.10
107216	KUSHIRO YUYAKE	01/08/2010	Active	45	0	4	-4	-8.16%	50	9	7			N	P,S,M,VP,SC	24+	\$1,024.96
Exc Award (06/30/2021)																	
24864	MAKUBETSU	04/05/1970	Active	17	1	0	1	6.25%	17		9			N	M,VP,SC	0	\$578.09
24865	MASHIKE	04/18/1965	Active	26	2	3	-1	-3.70%	27	7	1			P,S,T,M,VP SC	4		\$560.01
33393	MEMURO	02/23/1977	Active	24	2	3	-1	-4.00%	26	4	0			N	P,S,M,VP,SC	23	\$235.07
40343	MONBETSU OKHOTSK	08/28/1981	Active	23	2	2	0	0.00%	26	4	0			P,S,T,M,VP SC	2		\$526.72
48458	NAKASHIBETSU	04/14/1988	Active	16	1	0	1	6.67%	15		1			N	P,S,T,M,SC	0	\$208.95
24879	NAYORO	04/26/1962	Active	46	9	8	1	2.22%	48	22	0			S,T,M,VP,SC	21		\$1,773.61
24880	NEMURO	06/03/1962	Active	37	4	2	2	5.71%	38	35	4			N	S,T,M,VP,SC	24+	\$1,920.20
24885	OBIHIRO	10/21/1958	Active	25	0	0	0	0.00%	28		4			M,VP,SC	1		\$881.81
24886	OBIHIRO CHUO	06/19/1961	Active	27	1	0	1	3.85%	28		5			N	P,M,SC	2	\$485.01
24887	OBIHIRO HEIGEN	12/08/1963	Active	26	3	5	-2	-7.14%	28	8	0			N	SC	4	\$539.25
Exc Award (06/30/2020)																	



# Club Health Assessment for District 331 B through April 2025

			Status	Membership						Reports					Finance		LCIF	
Club Number	Club Name	Charter Date		Current Member Count	YTD Members Added	YTD Members Dropped	YTD Net Growth	YTD Net Growth%	Member Count 12 Months Ago	Avg. length of service for dropped members	Months Since Last MMR ***	Yrs. Since Last Officer Report	President Rotation	Vice President Reported ****	Months Since Last Activity Report ***	Account Balance	Donations for current Fiscal Year	
			Number of times on status quo within last two years	If below 15 members appears				If net loss is greater than 20% appears			If no report in 3 months appears in	When more than one year appears in	Number of repeat terms	Notes the officers that do not have an active	If no report at 12 months red			
24888	OBIHIRO KASHIWA	02/23/1972	Active	24	0	0	0	0.00%	24		1			N	P,S,T,M,SC	3		\$8,847.00
78571	OBIHIRO SAKURA	03/26/2004	Active	11	0	0	0	0.00%	11		8		5	R	S,M,VP,SC	24+		\$134.08
41631	OBIHIRO SUZURAN	06/28/1982	Active	16	0	1	-1	-5.88%	17	36	1			N	SC	0		\$395.19
Exc Award (06/30/2023)																		
24890	OKETO	04/03/1964	Active	12	0	0	0	0.00%	13		10	1	None		P,S,T,M,VP SC	24+		
24896	OTOFUKE	08/21/1962	Active	43	2	3	-1	-2.27%	44	9	0				M,VP,SC	4		\$1,588.00
36781	PIPPU	03/19/1979	Active	12	0	3	-3	-20.00%	15	30	2		3	N	S,T,M,VP,SC	14		
24897	RAUSU	10/26/1966	Active	15	0	0	0	0.00%	15		10				P,S,M,VP,SC	24+		\$125.49
24899	RUMOI	02/25/1960	Active	24	1	2	-1	-4.00%	25	21	0				P,T,M,VP,SC	24+		\$668.26
24900	RUMOI MINATO	12/07/1963	Active	56	3	5	-2	-3.45%	60	5	0				M,VP,SC	3		\$3,239.34
127031	Saroma	03/11/2016	Active	18	0	0	0	0.00%	18		11		2		S,T,M,VP,SC	7		\$380.00
46362	SARUFUTSU	06/06/1986	Active	22	1	1	0	0.00%	22	39	1				P,S,T,M,VP SC	24+		\$300.36
24916	SHIBECHA	02/21/1965	Active	34	0	0	0	0.00%	34		3				P,T,M,VP,SC	14		\$2,400.16
24912	SHIBETSU	08/04/1962	Active	39	0	4	-4	-9.30%	42	26	0				T,M,VP,SC	0		\$1,356.30
24903	SHIKAOI	07/24/1966	Active	18	1	0	1	5.88%	18		9			N	P,S,T,M,VP SC	16		
24913	SHIRANUKA	12/16/1960	Active	7	0	0	0	0.00%	7		12		3		P,T,M,VP,SC	6		
61253	SHIRATAKI	11/09/1998	Active	20	0	0	0	0.00%	27		10			N	VP,SC	10		\$530.71
Exc Award (06/30/2021)																		
59952	TANNO	09/03/1997	Active	15	0	0	0	0.00%	15		7				S,T,M,VP,SC	24+		\$1,235.92
24925	TOKACHI IKEDA L C	06/20/1962	Active	16	0	0	0	0.00%	16		4		None		P,S,T,M,VP SC	N/R		
41269	TOKACHISHIMIZU	04/01/1982	Cancelled(6*)	0	0	26	-26	-100.00%	26	14	1		None		P,S,T,M,VP SC	24+		
24927	TOMA	12/06/1970	Active	16	0	0	0	0.00%	15		1				P,S,M,VP,SC	0		\$528.98
24934	TOYOKORO	11/24/1968	Active	19	1	1	0	0.00%	21	3	0				P,S,T,M,VP SC	10		\$628.24
24929	TSUBETSU	09/15/1963	Active	17	0	0	0	0.00%	19		10		None		P,T,M,VP,SC	24+		\$2,186.73
24935	URAHORO	06/27/1963	Active	12	0	4	-4	-25.00%	15	22	0			N	P,T,M,VP,SC	23		\$495.89
Exc Award (06/30/2021)																		





## Club Health Assessment for District 331 B through April 2025

Club Number	Club Name	Charter Date	Status	Membership							Reports					Finance	LCIF
				Current Member Count	YTD Members Added	YTD Members Dropped	YTD Net Growth	YTD Net Growth%	Member Count 12 Months Ago	Avg. length of service for dropped members	Months Since Last MMR ***	Yrs. Since Last Officer Report	President Rotation	Vice President Reported ****	Months Since Last Activity Report ***	Account Balance	Donations for current Fiscal Year
			Number of times on status quo within last two years	If below 15 members appears				If net loss is greater than 20% appears			If no report in 3 months appears in	When more than one year appears in	Number of repeat terms	Notes the officers that do not have an active	If no report at 12 months appears in red		
40081	UTANOBORI	06/23/1981	Active	15	0	2	-2	-11.76%	17	16	0		6	R	S,M,SC	24+	\$230.69
24939	WAKKANAI	04/01/1962	Active	27	2	2	0	0.00%	29	9	0				P,S,T,M,VP SC	24+	\$1,774.26
56038	WAKKANAI HOKUTO	08/10/1994	Active	73	1	2	-1	-1.35%	78	12	3			N	P,S,T,M,VP SC	0	\$3,880.59
	Exc Award (06/30/2021)																
33914	YUBETSU	05/18/1977	Active	17	0	1	-1	-5.56%	18	19	4			N	T,M,SC	6	\$360.00

Clubs Cancelled Previous Fiscal Year – Clubs Cancelled within last 12 months may be reinstated

Club Number	Club Name	Charter Date	Current Status*	Cancellation Date
36173	KENBUCHI	10/09/1978	Cancelled(6*)	01/29/2024
24862	KUNNEPPU	04/24/1966	Cancelled(6*)	06/29/2024
35268	NAYORO CHUO	03/21/1978	Cancelled(6*)	06/29/2024
24915	SHINTOKU	08/10/1963	Cancelled(6*)	06/29/2024

Current Total Clubs Count	YTD New Clubs Count	YTD Cancelled Clubs Count	YTD Net Club Gain	Current Total Members Count	YTD Add	YTD Drop	YTD Net Growth	YTD Net Growth %	Member Count 12 Months Ago	Average Member Count Per Club	% of Clubs with less than 20 members	% No MMR in 3 Months	% No Officer Report in 12 Months	% of Clubs with balance 90+ days	Number of Clubs in Status Quo	% Status Quo Clubs in Financial Suspension	Number of Cancelled Clubs	Average Cancelled Club Age	Members Lost Due to Cancellation	% of Clubs Non-Financial Cancelled for Reasons
68	0	1	-1	1,873	97	121	-24	-1.27%	1,955	28	40%	44%	1%	0%	0	0%	1	253	26	100%

\* - P - Priority Club. Cancellation Reasons: 1-Objectives/conduct, 2-Non-active club, 5-Non-existing club, 6-Disbanding, 7-Merger, 8-Financial Suspension, 9-District/Multiple District Dues.

\*\* - Abbreviation: P-President, S-Secretary, T-Treasurer, M-Member Chairperson, VP-First Vice President, MC-Communications Chairperson, SC-Service Chairperson

\*\*\* - Abbreviation: N/R - Never reported using the Lions Clubs website, N/A - Not applicable, No password registered for the Lions Clubs website.

\*\*\*\* - Abbreviation: N - New, IP - Immediate Past, R - Repeat.




# Club Health Assessment for District 331 C through April 2025

			Status	Membership							Reports					Finance		LCIF
Club Number	Club Name	Charter Date		Current Member Count	YTD Members Added	YTD Members Dropped	YTD Net Growth	YTD Net Growth%	Member Count 12 Months Ago	Avg. length of service for dropped members	Months Since Last MMR ***	Yrs. Since Last Officer Report	President Rotation	Vice President Reported ****	Months Since Last Activity Report ***	Account Balance	Donations for current Fiscal Year	
			Number of times on status quo within last two years	If below 15 members appears					If net loss is greater than 20% appears			If no report in 3 months appears in	When more than one year appears in	Number of repeat terms	Notes the officers that do not have an active	If no report at 12 months appears in red		
Clubs more than two years old																		
24839	ABIRA	12/20/1971	Active	32	6	2	4	14.29%	30	2	0			VP,SC	0		\$3,385.47	
29238	ATSUMA	04/30/1974	Active	30	3	4	-1	-3.23%	32	10	3			N	S,T,M,VP,SC	0	\$3,365.83	
Exc Award (06/30/2017, 06/30/2019)																		
24819	DATE	12/01/1961	Active	51	2	1	1	2.00%	51	11	3			N	S,M,SC	24+	\$4,869.02	
Exc Award (06/30/2017)																		
24825	ESASHI	06/04/1962	Active	7	0	0	0	0.00%	7		10				P,S,M,VP,SC	1		
24833	HAKODATE	09/03/1956	Active	21	0	0	0	0.00%	23		0				S,M,VP,SC	0	\$1,469.55	
24847	HAKODATE CHUO	06/29/1971	Active	23	0	1	-1	-4.17%	25	8	0				VP,SC	0	\$562.01	
Exc Award (06/30/2017)																		
84145	HAKODATE GAGYU	09/10/2004	Active	4	1	0	1	33.33%	3		9		4		S,T,M,VP,SC	17	\$348.48	
Exc Award (06/30/2017)																		
48637	HAKODATE GREEN	05/27/1988	Active	17	0	0	0	0.00%	17		11				P,M,VP,SC	24+		
24834	HAKODATE HIGASHI	11/27/1958	Active	47	4	11	-7	-12.96%	59	3	0			N	P,T,SC	1	\$1,190.20	
24836	HAKODATE HOKUTO	12/02/1961	Active	32	4	2	2	6.67%	30	13	0				P,T,VP,SC	1	\$8,802.66	
153084	Hakodate Ichiraku	12/06/2022	Active	55	11	5	6	12.24%	49	2	0			N	T,M,SC	N/R	\$940.00	
24837	HAKODATE KAIKYO	06/29/1971	Active	4	0	0	0	0.00%	4		22		2		S,T,M,VP,SC	24+		
124428	Hakodate Minato	03/23/2015	Active	26	0	5	-5	-16.13%	31	12	1			N	T,M,VP,SC	24+	\$1,235.31	
Exc Award (06/30/2017)																		
61127	HAKODATE MOTOMACHI	09/10/1998	Active	30	0	0	0	0.00%	30		0				P,T,VP,SC	0	\$991.95	
24844	IWANAI	03/02/1962	Active	42	3	2	1	2.44%	42	3	0				P,S,T,M,VP SC	7	\$3,305.80	
38934	KAMIISO	09/04/1980	Active	30	2	0	2	7.14%	30		0				VP,SC	0	\$1,705.18	
24851	KIKONAI SHIRIUCHI L C	04/17/1964	Active	36	2	3	-1	-2.70%	37	5	1				P,T,M,VP,SC	3	\$3,935.08	
33982	KITAHIYAMA	05/31/1977	Active	28	0	0	0	0.00%	28		13		None		P,S,T,M,VP SC	N/R		
55400	KUROMATSUNAI	03/14/1994	Active	40	1	4	-3	-6.98%	47	16	3				T,M,VP,SC	24+	\$433.50	
24858	KUTCHAN	06/16/1960	Active	52	4	3	1	1.96%	52	9	0			N	S,T,M,SC	12	\$1,699.48	



# Club Health Assessment for District 331 C through April 2025

			Status	Membership							Reports					Finance	LCIF	
Club Number	Club Name	Charter Date		Current Member Count	YTD Members Added	YTD Members Dropped	YTD Net Growth	YTD Net Growth%	Member Count 12 Months Ago	Avg. length of service for dropped members	Months Since Last MMR ***	Yrs. Since Last Officer Report	President Rotation	Vice President Reported ****	Months Since Last Activity Report ***	Account Balance	Donations for current Fiscal Year	
			Number of times on status quo within last two years	If below 15 members appears				If net loss is greater than 20% appears			If no report in 3 months appears in	When more than one year appears in	Number of repeat terms	Notes the officers that do not have appears in an active	If no report at 12 months red			
24866	MATSUMAE	09/27/1968	Active	35	1	2	-1	-2.78%	38	21	0			N	P,S,M,SC	4		\$2,005.86
24870	MORI	12/08/1962	Active	34	3	3	0	0.00%	34	28	1			N	T,M,VP,SC	24+		
24871	MUKAWA	08/19/1967	Active	32	0	2	-2	-5.88%	34	18	4			N	P,S,T,VP,SC	13		\$2,929.84
	Exc Award (06/30/2017)																	
24872	MURORAN	10/18/1958	Active	27	1	0	1	3.85%	26		2			N		1		\$2,302.99
	Exc Award (06/30/2022)																	
24874	MURORAN HIGASHI	02/22/1961	Active	45	3	4	-1	-2.17%	47	10	0			N	S,T,M,VP,SC	3		\$56,803.95
	Exc Award (06/30/2017)																	
24881	NIKAPPU	03/27/1972	Active	37	0	2	-2	-5.13%	39	10	0				M,VP,SC	0		\$1,396.22
24883	NISEKO	02/22/1970	Active	41	3	2	1	2.50%	41	3	0			N		3		\$2,016.31
24882	NOBORIBETSU	08/25/1959	Active	15	0	1	-1	-6.25%	16	33	6				M,VP,SC	0		\$330.65
41270	NOBORIBETSU CHUO	04/27/1982	Active	14	3	3	0	0.00%	16	26	4				T,M,VP,SC	0		\$330.67
64158	OKUSHIRI	04/06/2001	Active	11	0	1	-1	-8.33%	12	24	6			N	S,T,M,VP,SC	24+		
24891	OTARU	02/25/1957	Active	48	0	2	-2	-4.00%	52	5	0				P,T,VP,SC	0		\$1,883.21
24892	OTARU CHUO	03/11/1959	Active	22	0	2	-2	-8.33%	24	18	1			N	P,M,SC	24+		\$684.94
24894	OTARU MINATO	03/30/1961	Active	39	3	3	0	0.00%	40	34	2			N	P,T,VP,SC	2		\$787.49
	Exc Award (06/30/2021)																	
24895	OTARU USHIO	01/31/1973	Active	26	2	0	2	8.33%	24		0				VP,SC	0		\$1,000.25
24921	SHIRAOI	04/12/1964	Active	46	3	0	3	6.98%	44		9			N	T,M,SC	0		\$3,300.01
24914	SHIZUNAI	06/01/1961	Active	48	2	6	-4	-7.69%	52	14	1				S,T,M,VP,SC	1		\$1,704.97
	Exc Award (06/30/2017)																	
24928	TOHYA	09/16/1960	Active	83	4	4	0	0.00%	86	11	0				T,M,VP,SC	24+		\$3,825.43
24926	TOMAKOMAI	04/27/1960	Active	18	0	4	-4	-18.18%	24	24	4			N	S,T,M,VP,SC	0		\$861.50
	Exc Award (06/30/2021)																	
24932	TOMAKOMAI CHUO	06/29/1971	Active	77	9	2	7	10.00%	63	7	2			N	T,M,SC	2		\$15,095.47
	Exc Award (06/30/2023)																	
31769	TOMAKOMAI HAKUCHO	02/24/1976	Active	46	1	2	-1	-2.13%	50	22	4			N	P,S,T,M,VP SC	4		\$3,188.31



## Club Health Assessment for District 331 C through April 2025

				Status		Membership						Reports					Finance		LCIF	
Club Number	Club Name	Charter Date			Current Member Count	YTD Members Added	YTD Members Dropped	YTD Net Growth	YTD Net Growth%	Member Count 12 Months Ago	Avg. length of service for dropped members	Months Since Last MMR ***	Yrs. Since Last Officer Report	President Rotation	Vice President Reported ****	Months Since Last Activity Report ***	Account Balance	Donations for current Fiscal Year		
				Number of times on status quo within last two years	If below 15 members appears				If net loss is greater than 20% appears			If no report in 3 months appears in	When more than one year appears in	Number of repeat terms	Notes the officers that do not have an active	If no report at 12 months appears in red				
51381	TOMAKOMAI HASUKAPPU	03/04/1991		Active	34	2	2	0	0.00%	35	3	1			N	SC	4		\$11,016.86	
	Exc Award (06/30/2020, 06/30/2021, 06/30/2022)																			
24940	YAKUMO	07/28/1960		Active	33	3	3	0	0.00%	35	8	0			N	P,T,M,VP,SC	24+		\$1,914.53	
24941	YOICHI	10/17/1960		Active	51	5	5	0	0.00%	52	11	2				T,M,VP,SC	0		\$1,841.57	
Current Total Clubs Count	YTD New Clubs Count	YTD Cancelled Clubs Count	YTD Net Club Gain	Current Total Members Count	YTD Add	YTD Drop	YTD Net Growth	YTD Net Growth %	Member Count 12 Months Ago	Average Member Count Per Club	% of Clubs with less than 20 members	% No MMR in 3 Months	% No Officer Report in 12 Months	% of Clubs with balance 90+ days	Number of Clubs in Status Quo	% Status Quo Clubs in Financial Suspension	Number of Cancelled Clubs	Average Cancelled Club Age	Members Lost Due to Cancellation	% of Clubs Cancelled for Non-Financial Reasons
43	0	0	0	1,469	91	98	-7	-0.47%	1,511	34	19%	35%	0%	0%	0	0%	0	0	0	0%

\* - P - Priority Club. Cancellation Reasons: 1-Objectives/conduct, 2-Non-active club, 5-Non-existing club, 6-Disbanding, 7-Merger, 8-Financial Suspension, 9-District/Multiple District Dues.

\*\* - Abbreviation: P-President, S-Secretary, T-Treasurer, M-Member Chairperson, VP-First Vice President, MC-Communications Chairperson, SC-Service Chairperson

\*\*\* - Abbreviation: N/R - Never reported using the Lions Clubs website, N/A - Not applicable, No password registered for the Lions Clubs website.

\*\*\*\* - Abbreviation: N - New, IP - Immediate Past, R - Repeat.



# Club Health Assessment for District 332 A through April 2025

			Status	Membership							Reports					Finance		LCIF
Club Number	Club Name	Charter Date		Current Member Count	YTD Members Added	YTD Members Dropped	YTD Net Growth	YTD Net Growth%	Member Count 12 Months Ago	Avg. length of service for dropped members	Months Since Last MMR ***	Yrs. Since Last Officer Report	President Rotation	Vice President Reported ****	Months Since Last Activity Report ***	Account Balance	Donations for current Fiscal Year	
			Number of times on status quo within last two years	If below 15 members appears				If net loss is greater than 20% appears			If no report in 3 months appears in	When more than one year appears in	Number of repeat terms	Notes the officers that do not have an active	If no report at 12 months appears in red			
Clubs less than two years old																		
180902	Aomori Golf	03/31/2025	Newly Chartered	24	24	0	24	100.00%	0		0			T,M,VP,SC	N/A			
156987	Aomori Next Leader	01/03/2024	Active	24	0	0	0	0.00%	24		16		2	T,M,VP,SC	N/A			
157052	Hachinohe Tanabugumi	01/15/2024	Active	20	0	0	0	0.00%	21		9		2	M,VP,SC	N/A		\$1,487.97	
180539	Hirosaki Sakae	01/27/2025	Active	30	33	3	30	100.00%	0	0	1			T,M,VP,SC	N/A			
Clubs more than two years old																		
24946	AJIGASAWA	04/09/1973	Active	27	1	0	1	3.85%	26		9		2	N	P,T,M,VP,SC	24+	\$420.08	
24953	AOMORI	12/12/1956	Active	50	4	4	0	0.00%	50	9	1			S,M,VP,SC	6		\$2,437.00	
Exc Award (06/30/2017, 06/30/2021)																		
150848	Aomori Blue	05/31/2022	Active	17	0	0	0	0.00%	17		12		None	P,S,M,VP,SC	N/A			
24954	AOMORI CHUO	03/17/1963	Active	38	1	1	0	0.00%	41	35	2			N	T,VP	8	\$2,536.97	
Exc Award (06/30/2019, 06/30/2022)																		
24956	AOMORI HAKKO	03/26/1965	Active	26	0	3	-3	-10.34%	29	29	4			P,S,T,M,VP SC	7		\$977.27	
Exc Award (06/30/2017)																		
36640	AOMORI HAMANASU	02/05/1979	Active	30	3	0	3	11.11%	28		6			P,S,T,M,VP SC	6		\$988.21	
82282	AOMORI JOMON	05/04/2004	Active	17	6	0	6	54.55%	14		2			M,VP,SC	8		\$355.68	
Exc Award (06/30/2019, 06/30/2021)																		
42138	AOMORI KAMOME	12/06/1982	Active	16	0	0	0	0.00%	17		10			P,S,T,M,VP SC	4		\$1,132.40	
62027	AOMORI MAHOROBA	06/01/1999	Active	46	0	5	-5	-9.80%	55	4	4			N	S,M,VP,SC	21	\$11,358.95	
41271	AOMORI MICHINOKU	04/01/1982	Active	17	0	0	0	0.00%	17		11			N	M	12	\$846.10	
101811	AOMORI MIRAI	05/02/2008	Active	28	0	0	0	0.00%	28		2			N		8	\$129.26	
Exc Award (06/30/2020, 06/30/2021)																		
63507	AOMORI NEBUTA	08/08/2000	Active	33	2	3	-1	-2.94%	36	7	0			N	T,M,SC	1	\$1,218.26	
152718	Aomori Ocean	10/06/2022	Active	26	1	0	1	4.00%	26		2			N	M,VP,SC	0	\$368.42	
42732	AOMORI SOTOGAHAMA	05/16/1983	Active	19	1	1	0	0.00%	19	2	7		2	T,M,VP,SC	6		\$351.41	
Exc Award (06/30/2017)																		



# Club Health Assessment for District 332 A through April 2025

			Status	Membership							Reports					Finance	LCIF	
Club Number	Club Name	Charter Date		Current Member Count	YTD Members Added	YTD Members Dropped	YTD Net Growth	YTD Net Growth%	Member Count 12 Months Ago	Avg. length of service for dropped members	Months Since Last MMR ***	Yrs. Since Last Officer Report	President Rotation	Vice President Reported ****	Months Since Last Activity Report ***	Account Balance	Donations for current Fiscal Year	
			Number of times on status quo within last two years	If below 15 members appears				If net loss is greater than 20% appears			If no report in 3 months appears in	When more than one year appears in	Number of repeat terms		Notes the officers that do not have an active	If no report at 12 months appears in red		
24955	AOMORI UTOU	03/23/1969	Active	31	1	1	0	0.00%	33	33	0			N	SC	1		\$1,632.36
120061	Aomori Zero	07/29/2013	Active	32	10	3	7	28.00%	27	11	3			N	P,VP,SC	10		\$2,918.30
41272	FUKAURA	04/01/1982	Active	5	0	0	0	0.00%	5		33		4		P,S,T,M,VP SC	24+		
151497	Gonohe Omatsuri	06/23/2022	Active(1)	16	4	0	4	33.33%	16		1		2		P,T,M,VP,SC	N/A		
24961	GOSHOGAWARA	12/12/1963	Active	65	2	0	2	3.17%	66		2			N	S,M,VP,SC	18		\$8,322.12
55592	GOSHOGAWARA CHUO	04/21/1994	Active	26	0	0	0	0.00%	28		8			N	P,T,M,SC	24+		\$694.24
48201	GOSHOGAWARA TSUGARU	02/16/1988	Active	33	0	0	0	0.00%	35		2				T,M,VP,SC	24+		\$488.86
24963	HACHINOHE	10/01/1959	Active	65	8	5	3	4.84%	65	10	0				VP,SC	22		\$5,411.91
24962	HACHINOHE CHUO	12/08/1968	Active	53	10	9	1	1.92%	52	28	1				T,M,VP,SC	0		\$1,488.36
150434	Hachinohe Golf	04/18/2022	Active	33	4	1	3	10.00%	38	2	4				P,M,VP,SC	7		\$455.74
30022	HACHINOHE HAKUO	12/09/1974	Active	21	3	1	2	10.53%	20	59	0				S,T,M,VP,SC	6		\$542.16
55453	HACHINOHE HIGASHI	03/21/1994	Active	51	3	0	3	6.25%	49		0				T,M,VP,SC	6		\$1,256.26
44335	HACHINOHE JOHOKU	10/08/1984	Active	31	3	2	1	3.33%	30	22	1				S,T,M,VP,SC	24+		\$1,724.21
148784	Hachinohe Kireiumi	10/29/2021	Active	26	1	1	0	0.00%	28	3	4				M,VP,SC	N/A		\$143.38
150786	Hachinohe Kodai Banrabo	06/07/2022	Active	19	0	0	0	0.00%	14		10		None		P,S,T,M,VP SC	N/A		
36782	HACHINOHE MIYAGI	03/12/1979	Active	20	1	0	1	5.26%	22		0				P,S,T,M,VP SC	13		\$1,849.89
95946	HACHINOHE UMINEKO	02/28/2006	Active	58	3	0	3	5.45%	57		2			N	M,SC	24+		\$1,789.78
49656	HIGASHIDORI	06/19/1989	Active	30	0	1	-1	-3.23%	31	13	0		None		P,S,T,M,VP SC	16		\$990.54
24967	HIRAKA	10/04/1969	Active	35	2	2	0	0.00%	38	24	3			N	M,SC	24+		\$1,981.61
150339	Hiranai Dream	03/30/2022	Active	28	0	0	0	0.00%	30		10			N		2		
24969	HIROSAKI	12/17/1958	Active	86	2	2	0	0.00%	86	1	0			N	P,T,M,VP,SC	24+		\$6,185.99
153606	Hirosaki Alert	02/13/2023	Active	21	0	0	0	0.00%	21		27				M,VP,SC	N/A		\$377.09
24970	HIROSAKI CHERRY	07/23/1963	Active	44	2	2	0	0.00%	44	6	3			N	SC	24+		\$2,797.78
24960	HIROSAKI CHUO	09/19/1969	Active	16	0	1	-1	-5.88%	17	43	7			N		24+		\$434.82
42253	HIROSAKI NISHI	01/24/1983	Active	19	1	3	-2	-9.52%	23	7	0			N	P,S,T,M,VP SC	13		\$409.77




# Club Health Assessment for District 332 A through April 2025

			Status	Membership							Reports					Finance	LCIF
Club Number	Club Name	Charter Date		Current Member Count	YTD Members Added	YTD Members Dropped	YTD Net Growth	YTD Net Growth%	Member Count 12 Months Ago	Avg. length of service for dropped members	Months Since Last MMR ***	Yrs. Since Last Officer Report	President Rotation	Vice President Reported ****	Months Since Last Activity Report ***	Account Balance	Donations for current Fiscal Year
			Number of times on status quo within last two years	If below 15 members appears				If net loss is greater than 20% appears			If no report in 3 months appears in	When more than one year appears in	Number of repeat terms	Notes the officers that do not have an active	If no report at 12 months appears in red		
150340	Hirosaki SDGs	04/05/2022	Active	24	1	1	0	0.00%	24	1	3			M,VP,SC	10		\$372.82
24971	HIROSAKI TO O	02/15/1971	Active	57	5	3	2	3.64%	57	8	0			N	10		\$4,806.52
	Exc Award (06/30/2017, 06/30/2023)																
24972	HIROSAKI TSUGARU	11/23/1970	Active	46	6	1	5	12.20%	42	0	0			T,M,VP,SC	9		\$12,021.62
31877	INAKADATE	03/12/1976	Active	13	1	1	0	0.00%	13	9	3		N	P,S,M,SC	24+		\$260.00
24979	IWAKI	08/20/1969	Active	19	4	0	4	26.67%	18		7		IP	S,T,VP,SC	22		\$2,130.94
24989	KUROISHI	09/26/1962	Active	44	1	2	-1	-2.22%	45	16	1		N	M,SC	0		\$1,157.13
	Exc Award (06/30/2018)																
31819	KUROISHI UJO	03/02/1976	Active	91	1	1	0	0.00%	92	15	6		N	T,SC	4		\$6,918.95
	Exc Award (06/30/2016, 06/30/2018, 06/30/2020)																
24994	MISAWA	03/27/1965	Active	38	3	1	2	5.56%	36	14	8			S,T,M,VP,SC	12		\$1,165.68
49280	MISAWA KIZAKINO	03/03/1989	Active	52	0	0	0	0.00%	52		7			M,VP,SC	23		\$1,260.17
25002	MUTSU	03/12/1967	Active	59	1	1	0	0.00%	61	11	0			P,S,T,M,VP SC	13		\$4,643.81
154276	Mutsu - Shimokita Next	04/26/2023	Active	30	4	1	3	11.11%	27	1	0		None	P,S,T,M,VP SC	N/A		\$278.29
59227	MUTSU MIRAI	03/10/1997	Active	10	0	0	0	0.00%	10		23		None	P,S,T,M,VP SC	16		\$816.19
36086	NAKADOMARI	09/11/1978	Active	19	0	3	-3	-13.64%	22	7	9			T,M,VP,SC	13		
39661	NOHEJI	03/30/1981	Active	11	0	0	0	0.00%	11		6			P,T,M,VP,SC	24+		\$432.92
55091	OHMA	12/06/1993	Active	16	1	1	0	0.00%	16	0	3			P,S,T,M,VP SC	0		\$169.77
126943	Sannohe	03/02/2016	Active	29	4	1	3	11.54%	26	2	1			P,M,VP,SC	N/A		\$494.52
33394	TOWADA	02/25/1977	Active	37	0	1	-1	-2.63%	40	15	4			M,VP,SC	0		\$1,921.78
39495	TOWADA INAOI	02/24/1981	Active	19	0	0	0	0.00%	19		7			S,VP,SC	0		\$200.02
44915	TOWADA OIRASE	04/29/1985	Active	25	1	0	1	4.17%	25		1			T,M,VP	0		\$1,750.99
24987	TSUGARU	02/05/1964	Active	23	1	0	1	4.55%	22		6			P,M,VP,SC	12		\$287.30
32652	TSURUTA	07/19/1976	Active	28	0	2	-2	-6.67%	30	17	3			S,M,VP,SC	0		\$3,038.72





Club Health Assessment for District 332 A through April 2025

			Status	Membership							Reports					Finance	LCIF
Club Number	Club Name	Charter Date		Current Member Count	YTD Members Added	YTD Members Dropped	YTD Net Growth	YTD Net Growth%	Member Count 12 Months Ago	Avg. length of service for dropped members	Months Since Last MMR ***	Yrs. Since Last Officer Report	President Rotation	Vice President Reported ****	Months Since Last Activity Report ***	Account Balance	Donations for current Fiscal Year
			Number of times on status quo within last two years	If below 15 members appears			If net loss is greater than 20% appears				If no report in 3 months appears in	When more than one year appears in	Number of repeat terms	Notes the officers that do not have an active	If no report at 12 months appears in red		

Clubs Cancelled Previous Fiscal Year – Clubs Cancelled within last 12 months may be reinstated

Club Number	Club Name	Charter Date	Current Status*	Cancellation Date
39109	HACHINOHE MABECHI	11/24/1980	Cancelled(6*)	06/29/2024
42501	TOWADAKO	03/14/1983	Cancelled(6*)	06/29/2024

Current Total Clubs Count	YTD New Clubs Count	YTD Cancelled Clubs Count	YTD Net Club Gain	Current Total Members Count	YTD Add	YTD Drop	YTD Net Growth	YTD Net Growth %	Member Count 12 Months Ago	Average Member Count Per Club	% of Clubs with less than 20 members	% No MMR in 3 Months	% No Officer Report in 12 Months	% of Clubs with balance 90+ days	Number of Clubs in Status Quo	% Status Quo Clubs in Financial Suspension	Number of Cancelled Clubs	Average Cancelled Club Age	Members Lost Due to Cancellation	% of Clubs Cancelled for Non-Financial Reasons
64	2	0	2	2,042	170	74	96	4.93%	2,011	32	27%	55%	0%	0%	0	0%	0	0	0	0%

\* - P - Priority Club. Cancellation Reasons: 1-Objectives/conduct, 2-Non-active club, 5-Non-existing club, 6-Disbanding, 7-Merger, 8-Financial Suspension, 9-District/Multiple District Dues.  
\*\* - Abbreviation: P-President, S-Secretary, T-Treasurer, M-Member Chairperson, VP-First Vice President, MC-Communications Chairperson, SC-Service Chairperson  
\*\*\* - Abbreviation: N/R - Never reported using the Lions Clubs website, N/A - Not applicable, No password registered for the Lions Clubs website.  
\*\*\*\* - Abbreviation: N - New, IP - Immediate Past, R - Repeat.



# Club Health Assessment for District 332 B through April 2025

			Status	Membership							Reports					Finance		LCIF
Club Number	Club Name	Charter Date		Current Member Count	YTD Members Added	YTD Members Dropped	YTD Net Growth	YTD Net Growth%	Member Count 12 Months Ago	Avg. length of service for dropped members	Months Since Last MMR ***	Yrs. Since Last Officer Report	President Rotation	Vice President Reported ****	Months Since Last Activity Report ***	Account Balance	Donations for current Fiscal Year	
			Number of times on status quo within last two years	If below 15 members appears					If net loss is greater than 20% appears		If no report in 3 months appears in	When more than one year appears in	Number of repeat terms	Notes the officers that do not have an active	If no report at 12 months appears in red			
Clubs less than two years old																		
157467	Miyako Jodogahama	03/07/2024	Active	26	2	2	0	0.00%	23	1	0		2	T,M,VP,SC	0		\$1,364.00	
Clubs more than two years old																		
39783	ASHIRO	04/16/1981	Active	17	0	0	0	0.00%	17		13			M,VP,SC	0		\$1,182.00	
24957	DAITO	04/27/1969	Active	18	1	0	1	5.88%	19		6		IP	M,SC	0		\$442.02	
24958	ESASHI	11/24/1963	Active	39	0	3	-3	-7.14%	42	17	0			M,VP,SC	16		\$336.00	
47565	EZURIKO	06/26/1987	Active	32	2	0	2	6.67%	32		4		N	SC	0		\$1,824.05	
Exc Award (06/30/2016, 06/30/2017, 06/30/20																		
31173	FUJISAWA	09/10/1975	Active	19	0	0	0	0.00%	22		10			M,VP,SC	10		\$1,374.01	
Exc Award (06/30/2016)																		
24965	HANAIZUMI	03/22/1970	Active	21	1	1	0	0.00%	22	19	6		N	SC	0		\$564.00	
24964	HANAMAKI	08/24/1962	Active	18	0	3	-3	-14.29%	21	17	2		N	M,SC	0		\$450.00	
30484	HANAMAKI HIGASHI	03/31/1975	Active	22	0	2	-2	-8.33%	29	33	7		N	M,SC	3		\$436.00	
24966	HIGASHIYAMA	03/28/1971	Active	45	2	0	2	4.65%	45		3		N	M,SC	12		\$1,900.01	
Exc Award (06/30/2017)																		
24968	HIRAIZUMI	03/20/1968	Active	45	2	15	-13	-22.41%	58	5	2		N		12		\$1,018.00	
Exc Award (06/30/2016, 06/30/2018, 06/30/20																		
24974	ICHINOSEKI	05/15/1962	Active	35	2	0	2	6.06%	35		4			S,M,VP,SC	5		\$538.00	
36670	ICHINOSEKI CHUO	02/28/1979	Active	81	2	3	-1	-1.22%	83	19	0		N	SC	0		\$2,496.01	
Exc Award (06/30/2016, 06/30/2018, 06/30/20																		
48967	ICHINOSEKI GENBIKEI	10/18/1988	Active	19	2	2	0	0.00%	18	4	0			M,VP,SC	18		\$182.00	
24978	ISAWA	11/22/1970	Active	13	0	2	-2	-13.33%	16	19	6			S,T,M,VP,SC	12		\$182.00	
24976	ISHIDORIYA	06/08/1971	Active	47	0	1	-1	-2.08%	52	11	7			M,VP,SC	4		\$1,088.40	
110611	IWAIZUMI RYUSENDO	03/22/2011	Active	2	0	0	0	0.00%	2		14		4	M,VP,SC	13		\$28.00	
24983	KAMAISHI	03/03/1965	Active	50	2	0	2	4.17%	49		6			VP,SC	0		\$622.03	
24984	KAMAISHI LIAS	04/21/1968	Active	41	12	16	-4	-8.89%	44	11	3			M,VP,SC	1		\$784.00	
Exc Award (06/30/2016, 06/30/2019)																		



# Club Health Assessment for District 332 B through April 2025

			Status	Membership						Reports					Finance	LCIF		
Club Number	Club Name	Charter Date		Current Member Count	YTD Members Added	YTD Members Dropped	YTD Net Growth	YTD Net Growth%	Member Count 12 Months Ago	Avg. length of service for dropped members	Months Since Last MMR ***	Yrs. Since Last Officer Report	President Rotation	Vice President Reported ****	Months Since Last Activity Report ***	Account Balance	Donations for current Fiscal Year	
			Number of times on status quo within last two years	If below 15 members appears				If net loss is greater than 20% appears			If no report in 3 months appears in	When more than one year appears in	Number of repeat terms	Notes the officers that do not have an active	If no report at 12 months red			
24981	KANEGASAKI	03/21/1970	Active	45	0	0	0	0.00%	49		8			N	SC	6		\$378.00
	Exc Award (06/30/2017)																	
32772	KAWASAKI IWATE	09/13/1976	Active	10	1	0	1	11.11%	9		9				M,VP,SC	18		\$271.99
24986	KITAKAMI	12/11/1963	Active	76	0	2	-2	-2.56%	80	8	3			N	M,VP,SC	5		\$6,646.02
	Exc Award (06/30/2017, 06/30/2019)																	
32995	KITAKAMI KUNIMI	11/10/1976	Active	49	6	4	2	4.26%	54	27	0			N	SC	15		\$3,189.99
	Exc Award (06/30/2016, 06/30/2017)																	
24991	KUJI	05/15/1966	Active	56	5	3	2	3.70%	56	15	0			N	P,SC	1		\$2,110.01
	Exc Award (06/30/2017, 06/30/2020)																	
24992	MAESAWA	11/26/1967	Active	26	0	1	-1	-3.70%	28	1	1				M,VP,SC	0		\$1,634.00
	Exc Award (06/30/2016, 06/30/2019)																	
24995	MIYAKO IWATE	04/24/1964	Active	9	1	4	-3	-25.00%	12	3	3		5		M,VP,SC	12		\$168.00
41853	MIYAKO RIKUCHU	09/27/1982	Active	13	0	0	0	0.00%	14		3				M,VP,SC	1		\$154.00
	Exc Award (06/30/2017)																	
24996	MIZUSAWA	02/24/1961	Active	46	3	5	-2	-4.17%	48	28	1				M,VP,SC	3		\$1,530.00
24997	MIZUSAWA CHUO	12/17/1967	Active	51	1	2	-1	-1.92%	53	34	3				M,VP,SC	3		\$8,360.04
	Exc Award (06/30/2018, 06/30/2019)																	
24998	MORIOKA	06/17/1960	Active	43	3	2	1	2.38%	46	12	2			N	M,SC	1		\$1,938.01
	Exc Award (06/30/2017, 06/30/2018, 06/30/20)																	
24999	MORIOKA KOZUKATA	11/20/1962	Active	35	3	1	2	6.06%	35	36	3			N	M,SC	7		\$6,156.08
	Exc Award (06/30/2017, 06/30/2020)																	
30485	MORIOKA MINAMI	03/31/1975	Active	59	2	0	2	3.51%	59		0				M,VP,SC	9		\$1,278.01
	Exc Award (06/30/2017, 06/30/2018)																	
25000	MORIOKA MITAKE	12/05/1970	Active	47	0	1	-1	-2.08%	45	45	3			N	M,SC	1		\$1,946.01
	Exc Award (06/30/2016, 06/30/2017, 06/30/20)																	
25001	MORIOKA NAKATSUGAWA	12/05/1965	Active	50	0	0	0	0.00%	50		8			N	T,SC	5		\$7,131.09
	Exc Award (06/30/2020, 06/30/2024)																	
60840	MURONE	06/01/1998	Active	45	0	2	-2	-4.26%	49	1	6			N	M,SC	0		\$1,738.11
	Exc Award (06/30/2018)																	




Club Health Assessment for District 332 B through April 2025

			Status		Membership						Reports					Finance		LCIF		
Club Number	Club Name	Charter Date			Current Member Count	YTD Members Added	YTD Members Dropped	YTD Net Growth	YTD Net Growth%	Member Count 12 Months Ago	Avg. length of service for dropped members	Months Since Last MMR ***	Yrs. Since Last Officer Report	President Rotation	Vice President Reported ****	Months Since Last Activity Report ***	Account Balance	Donations for current Fiscal Year		
			Number of times on status quo within last two years		If below 15 members appears				If net loss is greater than 20% appears			If no report in 3 months appears in	When more than one year appears in	Number of repeat terms		Notes the officers that do not have an active	If no report at 12 months appears in red			
24988	NINOHE	11/12/1967	Active		26	2	2	0	0.00%	26	7	3				M,VP,SC	0		\$1,702.52	
Exc Award (06/30/2021, 06/30/2024)																				
25004	NISHINE	08/09/1969	Active		67	0	0	0	0.00%	68		4			N	M,SC	0		\$1,836.01	
Exc Award (06/30/2017)																				
25007	OFUNATO	06/23/1968	Active		31	0	0	0	0.00%	32		10			N	M,SC	18		\$546.08	
36783	OFUNATO GOYO	03/12/1979	Active		28	6	2	4	16.67%	24	5	7			N	M,SC	19		\$1,524.03	
32032	OTSUCHI	04/13/1976	Active		32	0	0	0	0.00%	32		11			N	M,SC	1		\$336.00	
42920	RIKUCHUYAMADA	06/23/1983	Active		34	0	0	0	0.00%	34		13				M,VP,SC	16		\$2,294.20	
Exc Award (06/30/2017)																				
25015	RIKUZENTAKATA	01/31/1974	Active		61	0	0	0	0.00%	65		10			N	T,SC	6		\$1,860.04	
Exc Award (06/30/2018, 06/30/2021)																				
25018	SENMAYA	08/20/1967	Active		31	1	0	1	3.33%	32		9			N	P,S,T,M,VP SC	13		\$626.09	
Exc Award (06/30/2016)																				
25019	SHIWA	09/24/1965	Active		35	1	0	1	2.94%	35		8				M,VP,SC	4		\$959.70	
33792	SUMITA	04/06/1977	Active		21	2	0	2	10.53%	24		2				M,VP,SC	18		\$140.00	
50791	TAKIZAWA	06/28/1990	Active		27	3	4	-1	-3.57%	29	9	3			N	S,M,SC	4	90+ Days	\$322.00	
Exc Award (06/30/2016, 06/30/2024)																				
63322	TANOHATA	06/16/2000	Active		8	0	0	0	0.00%	12		0		5		S,T,M,VP,SC	6		\$98.00	
25020	TONO	03/26/1967	Active		21	0	1	-1	-4.55%	23	52	5				M,VP,SC	2		\$1,524.03	
25022	WAGA	03/20/1966	Active		92	2	7	-5	-5.15%	94	5	2				T,M,VP,SC	19		\$2,492.01	
Exc Award (06/30/2018, 06/30/2023)																				
40401	YAHABA	09/28/1981	Active		45	5	1	4	9.76%	44	52	0			N		2		\$1,142.00	
Current Total Clubs Count	YTD New Clubs Count	YTD Cancelled Clubs Count	YTD Net Club Gain	Current Total Members Count	YTD Add	YTD Drop	YTD Net Growth	YTD Net Growth %	Member Count 12 Months Ago	Average Member Count Per Club	% of Clubs with less than 20 members	% No MMR in 3 Months	% No Officer Report in 12 Months	% of Clubs with balance 90+ days	Number of Clubs in Status Quo	% Status Quo Clubs in Financial Suspension	Number of Cancelled Clubs	Average Cancelled Club Age	Members Lost Due to Cancellation	% of Clubs Cancelled for Non-Financial Reasons
50	0	0	0	1,809	77	94	-17	-0.93%	1,890	36	22%	68%	0%	2%	0	0%	0	0	0	0%



Club Health Assessment for District 332 B through April 2025

			Status	Membership							Reports					Finance	LCIF
Club Number	Club Name	Charter Date		Current Member Count	YTD Members Added	YTD Members Dropped	YTD Net Growth	YTD Net Growth%	Member Count 12 Months Ago	Avg. length of service for dropped members	Months Since Last MMR ***	Yrs. Since Last Officer Report	President Rotation	Vice President Reported ****	Months Since Last Activity Report ***	Account Balance	Donations for current Fiscal Year
			Number of times on status quo within last two years	If below 15 members appears				If net loss is greater than 20% appears			If no report in 3 months appears in	When more than one year appears in	Number of repeat terms	Notes the officers that do not have an active	If no report at 12 months appears in red		

\* - P - Priority Club. Cancellation Reasons: 1-Objectives/conduct, 2-Non-active club, 5-Non-existing club, 6-Disbanding, 7-Merger, 8-Financial Suspension, 9-District/Multiple District Dues.  
\*\* - Abbreviation: P-President, S-Secretary, T-Treasurer, M-Member Chairperson, VP-First Vice President, MC-Communications Chairperson, SC-Service Chairperson  
\*\*\* - Abbreviation: N/R - Never reported using the Lions Clubs website, N/A - Not applicable, No password registered for the Lions Clubs website.  
\*\*\*\* - Abbreviation: N - New, IP - Immediate Past, R - Repeat.



# Club Health Assessment for District 332 C through April 2025

			Status	Membership							Reports					Finance	LCIF	
Club Number	Club Name	Charter Date		Current Member Count	YTD Members Added	YTD Members Dropped	YTD Net Growth	YTD Net Growth%	Member Count 12 Months Ago	Avg. length of service for dropped members	Months Since Last MMR ***	Yrs. Since Last Officer Report	President Rotation	Vice President Reported ****	Months Since Last Activity Report ***	Account Balance	Donations for current Fiscal Year	
			Number of times on status quo within last two years	If below 15 members appears				If net loss is greater than 20% appears			If no report in 3 months appears in	When more than one year appears in	Number of repeat terms		Notes the officers that do not have an active	If no report at 12 months red		
Clubs more than two years old																		
25481	FURUKAWA	11/15/1961	Active	20	0	9	-9	-31.03%	29	19	0				M,VP,SC	8		\$483.63
25454	FURUKAWA CHUO	05/05/1970	Active	15	0	1	-1	-6.25%	16	3	3		4		T,M,VP,SC	17		\$320.00
37894	FURUKAWA KOJYO	12/26/1979	Active	11	4	0	4	57.14%	7		9				M,VP,SC	22		\$76.69
25530	HIGASHI MATSUSHIMA	05/01/1966	Active	33	2	3	-1	-2.94%	37	40	0			N	M,SC	24+		\$1,000.00
25459	ISHINOMAKI	03/18/1960	Active	62	4	7	-3	-4.62%	67	19	2			N	SC	24+		\$1,904.94
25461	ISHINOMAKI CHUO	06/28/1966	Active	14	0	1	-1	-6.67%	15	32	0			N	SC	4	90+ Days	\$206.52
33793	ISHINOMAKI HIYORI	04/11/1977	Active	26	2	1	1	4.00%	25	2	1				T,M,VP,SC	10		\$1,630.01
40721	ISHINOMAKI KANAN	12/29/1981	Active	27	0	0	0	0.00%	27		8				M,VP,SC	14	90+ Days	\$1,650.01
120985	Ishinomaki Megumino	12/18/2013	Active	24	7	5	2	9.09%	22	15	-1				M,VP,SC	0		\$520.12
36174	ISHINOMAKI MONOO	10/30/1978	Active	16	1	2	-1	-5.88%	17	16	3				M,VP,SC	24		
25462	IWANUMA	01/30/1973	Active	22	0	1	-1	-4.35%	24	9	9				M,VP,SC	1		\$3,323.82
48968	KAMI	10/19/1988	Active	10	0	0	0	0.00%	10		22	1	None		P,S,T,M,VP SC	24+		\$550.72
48753	KAWASAKI	06/20/1988	Active	17	1	0	1	6.25%	16		4				VP,SC	24+		\$1,000.00
25472	KESENNUMA	12/03/1961	Active	81	3	3	0	0.00%	81	20	2			N	T,SC	0		\$2,710.01
25523	KURIHARA WAKAYANAGI	10/26/1963	Active	37	0	0	0	0.00%	36		4				P,T,M,VP,SC	24+		\$1,580.14
41108	MARUMORI	03/09/1982	Active	11	1	1	0	0.00%	11	8	1		2		VP,SC	5		\$24.40
25510	MINAMI SANRIKU SHIZUGAWA	07/26/1961	Active	63	3	0	3	5.00%	61		0				VP,SC	9		\$3,200.01
54178	MURATA	03/01/1993	Active	17	0	0	0	0.00%	17		12		2		M,VP,SC	11	90+ Days	\$440.00
47203	NAKADA	04/06/1987	Active	15	0	0	0	0.00%	15		13	1	None		P,S,T,M,VP SC	24+		
25487	NATORI	07/24/1968	Active	30	1	2	-1	-3.23%	32	25	3				VP,SC	0		\$5,076.72
37299	OGAWARA	06/18/1979	Active	18	6	1	5	38.46%	13	8	0		2		T,VP,SC	24+		\$145.32
25492	ONAGAWA	10/02/1966	Active	15	2	1	1	7.14%	14	3	0		2		M,VP,SC	13		\$300.00
25494	SANUMA	04/28/1969	Active	28	0	0	0	0.00%	28		0				M,VP,SC	16		\$1,190.20
25504	SENDAI	04/05/1957	Active	43	2	5	-3	-6.52%	49	13	0				T,VP,SC	10		\$2,000.00



# Club Health Assessment for District 332 C through April 2025

Club Number	Club Name	Charter Date	Status	Membership							Reports					Finance	LCIF
				Current Member Count	YTD Members Added	YTD Members Dropped	YTD Net Growth	YTD Net Growth%	Member Count 12 Months Ago	Avg. length of service members	Months Since Last MMR ***	Yrs. Since Last Officer Report	President Rotation	Vice President Reported ****	Months Since Last Activity Report ***	Account Balance	Donations for current Fiscal Year
			Number of times on status quo within last two years	If below 15 members appears				If net loss is greater than 20% appears			If no report in 3 months appears in	When more than one year appears in	Number of repeat terms	Notes the officers that do not have appears in an active	If no report at 12 months red		
25505	SENDAI AOB Exc Award (06/30/2018)	09/30/1961	Active	45	0	2	-2	-4.26%	47	27	6			VP,SC	1		\$6,100.03
51258	SENDAI CITY	01/28/1991	Active	30	1	0	1	3.45%	32		6			M,VP,SC	9		\$1,650.00
25508	SENDAI ECHO	05/16/1962	Active	74	2	2	0	0.00%	83	11	3			P,S,T,M,VP SC	0		\$3,400.04
25506	SENDAI GOJYO	11/15/1963	Active	46	5	2	3	6.98%	43	4	0		N	S,T,M,VP,SC	1	90+ Days	\$6,184.06
29610	SENDAI HAGI	06/25/1974	Active	24	2	1	1	4.35%	27	46	3			M,VP,SC	0		\$5,000.00
32136	SENDAI HIGASHI	04/22/1976	Active	16	0	0	0	0.00%	17		10			VP,SC	0		\$1,000.00
25500	SENDAI HIROSE	07/19/1969	Active	29	0	0	0	0.00%	30		10			VP,SC	10		\$2,000.00
50735	SENDAI IWAKIRI	06/25/1990	Active	37	1	0	1	2.78%	38		8		N	T,SC	3		\$3,000.00
25482	SENDAI IZUMI	10/11/1971	Active	44	3	3	0	0.00%	42	8	0			T,VP,SC	13		\$6,344.16
59011	SENDAI IZUMICHUO	01/02/1997	Active	21	2	0	2	10.53%	24		8			T,M,VP,SC	11		\$420.03
25498	SENDAI MIYAGINO	01/28/1970	Active	5	0	0	0	0.00%	5		12			S,M,VP,SC	22		\$1,000.00
43690	SENDAI MORI	03/20/1984	Active	24	0	1	-1	-4.00%	25	34	4			VP,SC	0		
63459	SENDAI NEW PORT	06/30/2000	Active	19	1	2	-1	-5.00%	20	16	0		3	M,VP,SC	24+		
56056	SENDAI SEIUN	08/16/1994	Active	32	1	0	1	3.23%	33		5			VP,SC	0		\$4,672.91
153829	Sendai Seven Two	03/14/2023	Active	32	6	5	1	3.23%	28	1	1		3	VP,SC	10		
46126	SENDAI TAKASAGO	04/14/1986	Active	34	1	0	1	3.03%	33		6			S,M,VP,SC	13	90+ Days	\$1,000.00
36175	SHIBATA	10/31/1978	Active	19	0	1	-1	-5.00%	21	3	5			VP,SC	11		\$209.15
35898	SHICHIGAHAMA	06/14/1978	Active	19	4	1	3	18.75%	16	30	1			M,VP,SC	24+		\$1,279.16
25511	SHIOGAMA	01/18/1962	Active	20	3	0	3	17.65%	19		6		2	P,T,M,VP,SC	1		\$239.99
38764	SHIOGAMA CHUO	06/29/1980	Active	13	0	0	0	0.00%	11		11		N	SC	11	90+ Days	
52104	SHIROISHI MASUOKA	10/22/1991	Active	15	0	0	0	0.00%	15		13			M,VP,SC	11		\$1,050.02
25513	SHIWAHIME	12/18/1973	Active	26	1	0	1	4.00%	27		8			T,M,VP,SC	24+		\$640.00
25517	TAGAJO	05/26/1972	Active	34	2	0	2	6.25%	32		0			T,VP,SC	6		\$4,100.03
25516	TAIWA ECHO	08/02/1971	Active	26	3	0	3	13.04%	23		1			VP,SC	10		





Club Health Assessment for District 332 C through April 2025

			Status		Membership						Reports					Finance		LCIF		
Club Number	Club Name	Charter Date			Current Member Count	YTD Members Added	YTD Members Dropped	YTD Net Growth	YTD Net Growth%	Member Count 12 Months Ago	Avg. length of service for dropped members	Months Since Last MMR ***	Yrs. Since Last Officer Report	President Rotation	Vice President Reported ****	Months Since Last Activity Report ***	Account Balance	Donations for current Fiscal Year		
			Number of times on status quo within last two years		If below 15 members appears					If net loss is greater than 20% appears		If no report in 3 months appears in	When more than one year appears in	Number of repeat terms		Notes the officers that do not have an active	If no report at 12 months appears in red			
149377	Tome City	01/04/2022	Active		35	5	0	5	16.67%	30		0				M,VP,SC	N/A		\$534.00	
61486	TOMIYA	02/02/1999	Active		16	0	0	0	0.00%	16		6		3		M,VP,SC	17			
37397	TSUKIDATE	06/27/1979	Active		19	0	2	-2	-9.52%	21	2	6				P,M,VP,SC	0		\$220.00	
36361	WAKUYA	12/12/1978	Active		34	2	5	-3	-8.11%	38	21	2			N		5		\$471.30	
25524	WATARI	12/14/1971	Active		10	0	1	-1	-9.09%	11	12	9				M,VP,SC	24+		\$1,327.92	
41426	YAMAMOTO	05/19/1982	Active		20	3	3	0	0.00%	20	12	0			R	S,T,M,SC	21		\$2,562.31	
39786	ZAO	04/16/1981	Active		27	5	3	2	8.00%	25	18	2		None		P,S,M,VP,SC	20		\$1,580.00	
Current Total Clubs Count	YTD New Clubs Count	YTD Cancelled Clubs Count	YTD Net Club Gain	Current Total Members Count	YTD Add	YTD Drop	YTD Net Growth	YTD Net Growth %	Member Count 12 Months Ago	Average Member Count Per Club	% of Clubs with less than 20 members	% No MMR in 3 Months	% No Officer Report in 12 Months	% of Clubs with balance 90+ days	Number of Clubs in Status Quo	% Status Quo Clubs in Financial Suspension	Number of Cancelled Clubs	Average Cancelled Club Age	Members Lost Due to Cancellation	% of Clubs Cancelled for Non-Financial Reasons
55	0	0	0	1,500	92	77	15	1.01%	1,521	27	38%	56%	4%	11%	0	0%	0	0	0	0%

\* - P - Priority Club. Cancellation Reasons: 1-Objectives/conduct, 2-Non-active club, 5-Non-existing club, 6-Disbanding, 7-Merger, 8-Financial Suspension, 9-District/Multiple District Dues.  
\*\* - Abbreviation: P-President, S-Secretary, T-Treasurer, M-Member Chairperson, VP-First Vice President, MC-Communications Chairperson, SC-Service Chairperson  
\*\*\* - Abbreviation: N/R - Never reported using the Lions Clubs website, N/A - Not applicable, No password registered for the Lions Clubs website.  
\*\*\*\* - Abbreviation: N - New, IP - Immediate Past, R - Repeat.



# Club Health Assessment for District 332 D through April 2025

Club Number	Club Name	Charter Date	Status	Membership							Reports					Finance	LCIF
				Current Member Count	YTD Members Added	YTD Members Dropped	YTD Net Growth	YTD Net Growth%	Member Count 12 Months Ago	Avg. length of service for dropped members	Months Since Last MMR ***	Yrs. Since Last Officer Report	President Rotation	Vice President Reported ****	Months Since Last Activity Report ***	Account Balance	Donations for current Fiscal Year
			Number of times on status quo within last two years	If below 15 members appears				If net loss is greater than 20% appears			If no report in 3 months appears	When more than one year appears in	Number of repeat terms	Notes the officers that do not have an active	If no report at 12 months appears in red		
<b>Clubs more than two years old</b>																	
32029	ADACHI	04/09/1976	Active	24	1	1	0	0.00%	24	4	0			N	SC	0	\$130.65
36946	AIZU SHIOKAWA YUGAWA	04/11/1979	Active	8	0	2	-2	-20.00%	11	8	3				T,M,VP,SC	1	
	Exc Award (06/30/2023)																
25444	AIZU WAKAMATSU	01/22/1960	Active	12	0	2	-2	-14.29%	15	6	2			N	P,S,T,VP,SC	0	\$260.05
	Exc Award (06/30/2017)																
25442	AIZU WAKAMATSU KAKUJO	03/06/1968	Active	18	0	0	0	0.00%	18		13			N	P,S,T,M,VP SC	0	\$457.56
	Exc Award (06/30/2023)																
30664	AIZUBANDAI L C	04/29/1975	Active	44	3	3	0	0.00%	44	34	1		None		P,S,T,M,VP SC	3	\$1,000.00
25445	AIZUBANGE	06/27/1965	Active	15	2	0	2	15.38%	13		9		None		P,S,T,M,VP SC	5	\$1,100.01
25443	AIZUKITAKATA L C	11/27/1966	Active	73	7	1	6	8.96%	67	0	6				P,T,M,VP,SC	2	\$2,700.00
25440	AIZUWAKAMATSU AOI	02/28/1970	Active	22	1	2	-1	-4.35%	23	8	1			N	P,T,M,VP,SC	0	\$1,638.93
	Exc Award (06/30/2016)																
31384	BANDAIATAMI L C	11/24/1975	Active	21	0	0	0	0.00%	21		20		3		P,S,T,M,VP SC	9	\$1,000.00
36947	DATEMACHI L C	04/10/1979	Active	20	2	2	0	0.00%	21	17	1				P,S,T,M,VP SC	0	\$1,360.05
	Exc Award (06/30/2016, 06/30/2018, 06/30/2020)																
25449	FUKUSHIMA	11/28/1959	Active	28	1	1	0	0.00%	29	2	0			N	P,T,M,SC	0	\$209.15
	Exc Award (06/30/2017)																
47319	FUKUSHIMA AZUMA	05/04/1987	Active	23	0	1	-1	-4.17%	24	11	0				P,S,T,M,VP SC	4	\$1,000.00
	Exc Award (06/30/2016, 06/30/2018)																
25450	FUKUSHIMA CHUO	05/24/1966	Active	76	9	8	1	1.33%	83	11	0			N	P,T,M,SC	0	\$7,525.10
	Exc Award (06/30/2016, 06/30/2017)																
35461	FUKUSHIMA GREEN	04/25/1978	Active	27	2	0	2	8.00%	25		5			N	P,S,T,M,VP	0	\$304.32
39787	FUKUSHIMA HIGASHI	04/07/1981	Active	24	2	2	0	0.00%	25	15	6				S,T,M,VP,SC	1	\$2,100.00
	Exc Award (06/30/2020)																
78337	FUKUSHIMA LIBERTY	02/19/2004	Active	10	0	0	0	0.00%	10		13		6		P,S,T,M,VP SC	6	
32771	FUKUSHIMA MATSUKAWA	09/27/1976	Active	24	2	2	0	0.00%	27	10	0			N	P,S,T,M,VP SC	2	\$1,601.68
	Exc Award (06/30/2018)																




# Club Health Assessment for District 332 D through April 2025

			Status	Membership							Reports					Finance	LCIF
Club Number	Club Name	Charter Date		Current Member Count	YTD Members Added	YTD Members Dropped	YTD Net Growth	YTD Net Growth%	Member Count 12 Months Ago	Avg. length of service for dropped members	Months Since Last MMR ***	Yrs. Since Last Officer Report	President Rotation	Vice President Reported ****	Months Since Last Activity Report ***	Account Balance	Donations for current Fiscal Year
			Number of times on status quo within last two years	If below 15 members appears				If net loss is greater than 20% appears			If no report in 3 months appears in	When more than one year appears in	Number of repeat terms	Notes the officers that do not have an active	If no report at 12 months appears in red		
25452	FUKUSHIMA NISHI	11/26/1973	Active	64	6	3	3	4.92%	62	3	0			S,T,M,VP,SC	0		\$1,985.63
	Exc Award (06/30/2016, 06/30/2017)																
31879	FUKUSHIMA SHINOBU	03/15/1976	Cancelled(6*)	0	0	4	-4	-100.00%	25	17	7	1	None	P,S,T,M,VP SC	8		
29977	FUKUSHIMA SHINRYO	11/15/1974	Active	67	6	7	-1	-1.47%	69	6	0			N	1		\$14,613.48
	Exc Award (06/30/2016, 06/30/2017, 06/30/20																
56843	HANAWA	04/18/1995	Active	19	0	0	0	0.00%	21		9			P,S,T,M,VP SC	6		\$383.46
25455	HARAMACHI	04/25/1972	Active	43	4	4	0	0.00%	43	5	0			N	2		\$3,867.99
	Exc Award (06/30/2023, 06/30/2024)																
53780	HIGASHI	11/02/1992	Active	7	1	0	1	16.67%	6		2			S,T,M,VP,SC	5		
137275	Higashi Nippon Kokusai Daigaku	01/29/2019	Active	20	9	0	9	81.82%	19		2		7	R	9		
	Exc Award (06/30/2020)																
25457	HOBARA	01/24/1971	Active	30	0	2	-2	-6.25%	32	9	1			P,S,T,M,VP SC	0		\$1,460.06
37109	IIDATE	05/08/1979	Active	33	3	1	2	6.45%	41	3	4			N	0		\$3,268.00
32653	IINO	07/19/1976	Active	33	3	4	-1	-2.94%	35	16	3			N	5		\$2,526.52
	Exc Award (06/30/2023)																
25458	INAWASHIRO	03/24/1966	Active	35	3	1	2	6.06%	34	4	6			N	4		\$3,000.01
25463	ISHIKAWA	03/28/1968	Active(1)	42	2	1	1	2.44%	46	45	2			N	1		\$3,626.25
	Exc Award (06/30/2016, 06/30/2018, 06/30/20																
25514	IWAKI	07/28/1962	Active	46	1	1	0	0.00%	52	50	0			M,VP,SC	4		\$1,000.63
39110	IWAKI CHUO	11/11/1980	Active	7	0	5	-5	-41.67%	12	13	1		3	T,M,VP,SC	4		
84555	IWAKI HIGASHI	12/20/2004	Active	57	4	2	2	3.64%	72	1	2			M,VP,SC	2		\$7,711.18
	Exc Award (06/30/2019, 06/30/2023)																
51532	IWAKI IZUMI	04/03/1991	Active	21	1	4	-3	-12.50%	24	15	2			T,M,VP,SC	1		\$429.25
25464	IWAKI NAKOSO	11/05/1973	Active	26	8	4	4	18.18%	23	18	2			M,VP,SC	6		\$339.18
57279	IWASE ORION	08/08/1995	Active	21	8	2	6	40.00%	16	28	3			N	1		\$406.75
29609	IWASHIRO	06/25/1974	Active	34	2	4	-2	-5.56%	37	15	0			S,T,M,VP,SC	0		\$2,000.02
42921	KAGAMIISHI	06/22/1983	Active	28	0	0	0	0.00%	28		4			P,T,M,VP,SC	6		\$1,000.01



# Club Health Assessment for District 332 D through April 2025

			Status	Membership							Reports					Finance	LCIF
Club Number	Club Name	Charter Date		Current Member Count	YTD Members Added	YTD Members Dropped	YTD Net Growth	YTD Net Growth%	Member Count 12 Months Ago	Avg. length of service for dropped members	Months Since Last MMR ***	Yrs. Since Last Officer Report	President Rotation	Vice President Reported ****	Months Since Last Activity Report ***	Account Balance	Donations for current Fiscal Year
			Number of times on status quo within last two years	If below 15 members appears				If net loss is greater than 20% appears			If no report in 3 months appears in	When more than one year appears in	Number of repeat terms	Notes the officers that do not have an active	If no report at 12 months red		
25469	KAWAMATA	02/19/1967	Active	51	5	3	2	4.08%	49	3	0			N	P,S,M,VP,SC	0	\$3,000.01
	Exc Award (06/30/2016, 06/30/2017, 06/30/2023)																
33066	KORI	11/23/1976	Active	48	3	0	3	6.67%	48		0				P,T,M,VP,SC	1	\$1,000.29
	Exc Award (06/30/2016, 06/30/2023)																
25475	KORIYAMA	03/31/1961	Active	29	0	1	-1	-3.33%	30	2	2			R	S,SC	1	\$361.94
	Exc Award (06/30/2017, 06/30/2022, 06/30/2023)																
28236	KORIYAMA ASAKA	03/29/1974	Active	27	1	2	-1	-3.57%	34	2	3		2		S,T,M,VP	0	\$400.00
	Exc Award (06/30/2016, 06/30/2018)																
25473	KORIYAMA CHUO	06/08/1966	Active	36	5	0	5	16.13%	31		1				P,T,M,VP,SC	2	\$3,300.05
	Exc Award (06/30/2016, 06/30/2019, 06/30/2023)																
44149	KORIYAMA HIGASHI	06/22/1984	Active	58	3	0	3	5.45%	71		0			N	M	0	\$3,700.05
	Exc Award (06/30/2018)																
25474	KORIYAMA KAISEI	11/01/1971	Active	42	2	0	2	5.00%	40		0		2		T,M,VP,SC	1	\$349.01
	Exc Award (06/30/2016, 06/30/2017, 06/30/2023)																
32773	KORIYAMA KITA	09/21/1976	Active	30	0	6	-6	-16.67%	36	14	3				P,S,T,M,VP SC	3	\$2,446.19
	Exc Award (06/30/2020, 06/30/2021, 06/30/2023)																
31386	KORIYAMA MINAMI	11/25/1975	Active	32	5	0	5	18.52%	29		0		None		P,S,T,M,VP SC	6	\$3,378.18
	Exc Award (06/30/2021, 06/30/2024)																
38234	KORIYAMA NISHI	03/04/1980	Active	54	4	3	1	1.89%	54	7	2			N	M	2	\$6,974.13
	Exc Award (06/30/2016, 06/30/2018, 06/30/2023)																
30841	KUNIMI	05/29/1975	Active	32	2	1	1	3.23%	32	0	2			N	P,S,T,M,VP SC	2	\$4,258.01
	Exc Award (06/30/2021)																
25483	MOTOMIYA	11/29/1970	Active	47	6	3	3	6.82%	44	22	0				P,S,T,M,VP SC	1	\$2,000.01
	Exc Award (06/30/2016, 06/30/2017, 06/30/2023)																
25488	NIHONMATSU	02/04/1968	Active	52	3	4	-1	-1.89%	53	19	0			N	VP	0	\$6,697.17
	Exc Award (06/30/2020, 06/30/2023)																
31502	NISHIAIZU	12/12/1975	Active	35	0	1	-1	-2.78%	36	14	3				P,S,T,M,VP SC	4	\$460.49
25493	ONOMACHI	03/30/1968	Active	24	0	0	0	0.00%	42		0				P,T,M,VP,SC	0	\$2,000.00
	Exc Award (06/30/2018, 06/30/2022)																



# Club Health Assessment for District 332 D through April 2025

			Status		Membership						Reports					Finance		LCIF		
Club Number	Club Name	Charter Date			Current Member Count	YTD Members Added	YTD Members Dropped	YTD Net Growth	YTD Net Growth%	Member Count 12 Months Ago	Avg. length of service for dropped members	Months Since Last MMR ***	Yrs. Since Last Officer Report	President Rotation	Vice President Reported ****	Months Since Last Activity Report ***	Account Balance	Donations for current Fiscal Year		
			Number of times on status quo within last two years		If below 15 members appears				If net loss is greater than 20% appears			If no report in 3 months appears in	When more than one year appears in	Number of repeat terms		Notes the officers that do not have an active	If no report at 12 months appears in red			
32996	RYOZEN	11/18/1976		Active	37	1	0	1	2.78%	36		1			N	M,SC	0		\$515.91	
Exc Award (06/30/2016, 06/30/2020)																				
59811	SHINCHI	06/27/1997		Active	20	0	0	0	0.00%	20		10				T,M,VP,SC	0		\$1,329.27	
25501	SHIRAKAWA	01/28/1968		Active	33	3	1	2	6.45%	33	55	9				P,S,T,M,VP SC	2			
29170	SHIRAKAWA KOMINE	04/08/1974		Active	22	0	0	0	0.00%	23		4				T,M,VP,SC	3		\$1,532.91	
33396	SOMA	02/15/1977		Active	11	0	0	0	0.00%	11		4				T,M,VP,SC	4		\$67.97	
25512	SUKAGAWA	04/22/1964		Active	25	4	2	2	8.70%	26	2	0				P,S,M,VP,SC	0		\$5,895.28	
Exc Award (06/30/2018, 06/30/2020, 06/30/2020)																				
30526	SUKAGAWA CHUO	04/08/1975		Active	20	5	2	3	17.65%	19	50	0				P,S,T,M,VP SC	3		\$153.34	
Exc Award (06/30/2020)																				
53340	TAMAKAWA	06/23/1992		Active	39	13	0	13	50.00%	26		3			N	T,M	6		\$7,222.15	
25453	TAMURA	12/26/1973		Active	45	2	3	-1	-2.17%	48	28	4				P,S,T,M,VP SC	2		\$1,913.49	
Exc Award (06/30/2018, 06/30/2019, 06/30/2020)																				
25515	TANAKURA	09/28/1973		Active	28	1	0	1	3.70%	30		0				T,M,VP,SC	0		\$1,047.19	
31503	TOWA	12/22/1975		Active	31	1	0	1	3.33%	30		5				P,S,T,M,VP SC	5			
25525	YABUKI	03/29/1973		Active	18	4	4	0	0.00%	20	23	6				S,T,M,VP,SC	0		\$1,041.32	
25531	YANAGAWA	06/14/1970		Active	52	3	1	2	4.00%	51	4	1			N	S,M,SC	9		\$2,496.46	
Exc Award (06/30/2016)																				
41632	YANAIZU	06/25/1982		Active	15	0	2	-2	-11.76%	17	7	1		None		P,S,T,M,VP SC	8	90+ Days		
Current Total Clubs Count	YTD New Clubs Count	YTD Cancelled Clubs Count	YTD Net Club Gain	Current Total Members Count	YTD Add	YTD Drop	YTD Net Growth	YTD Net Growth %	Member Count 12 Months Ago	Average Member Count Per Club	% of Clubs with less than 20 members	% No MMR in 3 Months	% No Officer Report in 12 Months	% of Clubs with balance 90+ days	Number of Clubs in Status Quo	% Status Quo Clubs in Financial Suspension	Number of Cancelled Clubs	Average Cancelled Club Age	Members Lost Due to Cancellation	% of Clubs Cancelled for Non-Financial Reasons
65	0	1	-1	2,095	169	115	54	2.65%	2,196	32	17%	38%	0%	5%	0	0%	1	49	4	100%

\* - P - Priority Club. Cancellation Reasons: 1-Objectives/conduct, 2-Non-active club, 5-Non-existing club, 6-Disbanding, 7-Merger, 8-Financial Suspension, 9-District/Multiple District Dues.

\*\* - Abbreviation: P-President, S-Secretary, T-Treasurer, M-Member Chairperson, VP-First Vice President, MC-Communications Chairperson, SC-Service Chairperson

\*\*\* - Abbreviation: N/R - Never reported using the Lions Clubs website, N/A - Not applicable, No password registered for the Lions Clubs website.

\*\*\*\* - Abbreviation: N - New, IP - Immediate Past, R - Repeat.



# Club Health Assessment for District 332 E through April 2025

			Status	Membership							Reports					Finance	LCIF
Club Number	Club Name	Charter Date		Current Member Count	YTD Members Added	YTD Members Dropped	YTD Net Growth	YTD Net Growth%	Member Count 12 Months Ago	Avg. length of service for dropped members	Months Since Last MMR ***	Yrs. Since Last Officer Report	President Rotation	Vice President Reported ****	Months Since Last Activity Report ***	Account Balance	Donations for current Fiscal Year
			Number of times on status quo within last two years	If below 15 members appears				If net loss is greater than 20% appears			If no report in 3 months appears in	When more than one year appears in	Number of repeat terms	Notes the officers that do not have an active	If no report at 12 months appears in red		
Clubs more than two years old																	
25447	AMARUME	04/16/1967	Active	15	0	1	-1	-6.25%	16	11	1			P,M,VP,SC	5		\$80.05
Exc Award (06/30/2018)																	
31385	FUJISHIMA	11/24/1975	Active	45	1	2	-1	-2.17%	48	22	2			N P,S,T,M,VP SC	24+		\$2,983.48
Exc Award (06/30/2016, 06/30/2018, 06/30/20																	
62394	HIGASHINE SAKURANBO	09/29/1999	Active	45	0	1	-1	-2.17%	51	24	3			S,T,M,VP,SC	3		\$1,233.48
Exc Award (06/30/2016, 06/30/2018, 06/30/20																	
42139	IIDE	12/13/1982	Active	24	0	1	-1	-4.00%	25	5	4			P,S,T,M,VP SC	24+		\$160.10
Exc Award (06/30/2016, 06/30/2017, 06/30/20																	
25466	KAHOKU	04/19/1964	Active	34	0	0	0	0.00%	35		10			N S,T,M	0		\$3,166.78
Exc Award (06/30/2016, 06/30/2023, 06/30/20																	
25467	KAMINOYAMA	12/18/1966	Active	40	0	0	0	0.00%	39		10			N SC	0		\$173.44
Exc Award (06/30/2017, 06/30/2019, 06/30/20																	
62946	KAMINOYAMA ARARAGI	03/21/2000	Active	31	1	1	0	0.00%	34	25	0			N VP,SC	0		\$1,206.81
Exc Award (06/30/2016, 06/30/2017, 06/30/20																	
25470	KAWANISHI	11/29/1966	Active	24	1	0	1	4.35%	25		6			P,S,T,M,VP SC	24+		\$126.75
Exc Award (06/30/2017, 06/30/2018, 06/30/20																	
25478	MAMUROGAWA	06/20/1969	Active	36	3	3	0	0.00%	36	34	2			P,T,M,VP,SC	24+		\$1,200.13
Exc Award (06/30/2016, 06/30/2017, 06/30/20																	
25480	MIKAWA	12/06/1971	Active	19	0	1	-1	-5.00%	21	20	3			S,M,VP,SC	24+		\$106.73
Exc Award (06/30/2016, 06/30/2018, 06/30/20																	
25485	NAGAI	03/26/1967	Active	34	2	3	-1	-2.86%	36	10	3			S,T,M,VP,SC	1		\$186.78
Exc Award (06/30/2016, 06/30/2017)																	
25446	NANYO	09/25/1966	Active	39	5	0	5	14.71%	35		3			S,T,M,VP,SC	3		\$260.16
Exc Award (06/30/2016, 06/30/2017, 06/30/20																	
25489	NISHIKAWA	05/17/1972	Active	31	3	0	3	10.71%	30		3			N T,M,SC	5		\$200.13
Exc Award (06/30/2022)																	
25490	OBANAZAWA	02/21/1971	Active	44	4	1	3	7.32%	39	38	1			P,S,T,M,VP SC	23		\$1,200.13
Exc Award (06/30/2017, 06/30/2018, 06/30/20																	



# Club Health Assessment for District 332 E through April 2025

			Status	Membership							Reports					Finance	LCIF
Club Number	Club Name	Charter Date		Current Member Count	YTD Members Added	YTD Members Dropped	YTD Net Growth	YTD Net Growth%	Member Count 12 Months Ago	Avg. length of service for dropped members	Months Since Last MMR ***	Yrs. Since Last Officer Report	President Rotation	Vice President Reported ****	Months Since Last Activity Report ***	Account Balance	Donations for current Fiscal Year
			Number of times on status quo within last two years	If below 15 members appears				If net loss is greater than 20% appears			If no report in 3 months appears in	When more than one year appears in	Number of repeat terms	Notes the officers that do not have an active	If no report at 12 months red		
25491	OISHIDA	12/16/1971	Active	38	2	2	0	0.00%	38	2	0			P,S,T,M,VP SC	24+		\$3,206.81
	Exc Award (06/30/2016, 06/30/2017, 06/30/2021)																
25499	SAGAE	11/16/1969	Active	36	0	1	-1	-2.70%	37	0	7			S,T,M,VP,SC	1		\$153.43
	Exc Award (06/30/2016, 06/30/2021, 06/30/2022)																
51731	SAGAE GARYU	05/29/1991	Active	55	2	0	2	3.77%	56		9			S,T,M,VP,SC	1		\$3,220.14
	Exc Award (06/30/2016, 06/30/2017, 06/30/2021)																
25495	SAKATA	01/13/1963	Active	82	0	3	-3	-3.53%	93	19	0		N	M,SC	24+		\$3,357.43
	Exc Award (06/30/2016, 06/30/2022, 06/30/2023)																
32337	SAKATA MINATO	05/28/1976	Active	36	2	7	-5	-12.20%	41	5	0			P,T,M,VP,SC	21		\$1,180.12
	Exc Award (06/30/2016, 06/30/2018, 06/30/2021)																
39496	SAKATA SANNO	02/10/1981	Active	7	0	0	0	0.00%	6		1			T,M,VP,SC	21		\$46.70
	Exc Award (06/30/2017, 06/30/2018, 06/30/2021)																
67404	SAKATA SEASIDE	03/14/2003	Active	33	2	0	2	6.45%	32		0		2	N	P,M,SC	24+	\$413.60
	Exc Award (06/30/2016, 06/30/2017, 06/30/2021)																
25502	SHINJO	07/09/1967	Active	12	1	0	1	9.09%	12		3			P,T,M,VP,SC	N/R		\$960.07
33287	SHINJO MOGAMI	01/31/1977	Active	20	1	1	0	0.00%	20	0	8			S,M,VP,SC	24+		\$779.74
	Exc Award (06/30/2018)																
101401	SHINJO MOMINOKI	02/25/2008	Active	15	0	0	0	0.00%	16		10			T,M,VP,SC	24+		\$1,100.69
67306	SHINJO NEW CENTURY	02/24/2003	Active	26	0	0	0	0.00%	26		14			P,M,VP,SC	24+		\$86.72
	Exc Award (06/30/2016, 06/30/2022)																
63986	SHIRATAKA	02/14/2001	Active	18	3	1	2	12.50%	16	10	1			P,S,T,M,VP SC	24+		\$106.73
25520	TAKAHATA	02/19/1967	Active	51	2	2	0	0.00%	53	8	1		N	P,S,T,VP,SC	0		\$293.52
	Exc Award (06/30/2018, 06/30/2019, 06/30/2021)																
25521	TENDO	12/15/1968	Active	22	1	2	-1	-4.35%	24	27	1		N	P,T,VP,SC	2		\$266.71
	Exc Award (06/30/2019, 06/30/2022)																
61053	TENDO CHUO	07/14/1998	Active	45	1	1	0	0.00%	47	27	1		N	S,T,M,SC	4		\$2,306.86
	Exc Award (06/30/2016, 06/30/2017, 06/30/2021)																
54259	TENDO MAIZURU	03/23/1993	Active	37	2	0	2	5.71%	33		8		N	S,VP,SC	0		\$493.47





# Club Health Assessment for District 332 E through April 2025

			Status	Membership							Reports					Finance	LCIF
Club Number	Club Name	Charter Date		Current Member Count	YTD Members Added	YTD Members Dropped	YTD Net Growth	YTD Net Growth%	Member Count 12 Months Ago	Avg. length of service for dropped members	Months Since Last MMR ***	Yrs. Since Last Officer Report	President Rotation	Vice President Reported ****	Months Since Last Activity Report ***	Account Balance	Donations for current Fiscal Year
			Number of times on status quo within last two years	If below 15 members appears				If net loss is greater than 20% appears			If no report in 3 months appears in	When more than one year appears in	Number of repeat terms	Notes the officers that do not have an active	If no report at 12 months appears in red		
42627	TENDO OSHO	04/04/1983	Active	36	5	3	2	5.88%	38	15	2			S,T,M,VP,SC	10		\$2,213.47
Exc Award (06/30/2016, 06/30/2019, 06/30/2025)																	
25518	TSURUOKA	10/22/1963	Active	41	2	2	0	0.00%	44	22	0			N	11		\$486.81
Exc Award (06/30/2016, 06/30/2017, 06/30/2025)																	
25522	TSURUOKA CHOYO	05/03/1970	Active	34	3	2	1	3.03%	35	17	0			N	3		\$186.78
Exc Award (06/30/2016, 06/30/2018, 06/30/2025)																	
61281	TSURUOKA CHUO	11/20/1998	Active	47	4	3	1	2.17%	49	10	0			N	T	24+	\$4,293.53
Exc Award (06/30/2016, 06/30/2017, 06/30/2025)																	
30904	TSURUOKA KAKURYO	06/10/1975	Active	37	1	3	-2	-5.13%	41	9	0			N	11		\$206.80
Exc Award (06/30/2017, 06/30/2022, 06/30/2025)																	
67433	TSURUOKA NICE FELLOW	03/20/2003	Active	11	3	0	3	37.50%	10		0			M,VP,SC	24+		\$66.71
Exc Award (06/30/2017, 06/30/2019, 06/30/2025)																	
25528	YAMAGATA	06/11/1959	Active	37	1	1	0	0.00%	42	1	1			N	T,M,VP,SC	0	\$1,246.82
Exc Award (06/30/2016)																	
84639	YAMAGATA ARCADIA	01/04/2005	Active	26	4	1	3	13.04%	25	3	0			N	S,T,M,VP,SC	1	\$140.09
Exc Award (06/30/2016)																	
41427	YAMAGATA BENIBANA	05/06/1982	Active	32	7	3	4	14.29%	28	1	2			N	P,T,SC	1	\$6,617.16
Exc Award (06/30/2017, 06/30/2024)																	
35269	YAMAGATA CHITOSE	03/14/1978	Active	28	2	0	2	7.69%	24		9			P,M,VP,SC	2		\$1,286.78
Exc Award (06/30/2021, 06/30/2023, 06/30/2025)																	
25527	YAMAGATA CHUO	04/18/1970	Active	34	0	0	0	0.00%	37		1			N	M	0	\$206.80
Exc Award (06/30/2022)																	
25526	YAMAGATA KAJO	10/30/1973	Active	72	3	4	-1	-1.37%	78	23	0			P,S,T,M,VP,SC	24+		\$2,420.26
56682	YAMAGATA UYO	03/22/1995	Active	20	2	2	0	0.00%	20	11	4			N	P,M,SC	0	\$133.42
Exc Award (06/30/2018)																	
25529	YAMAGATA ZAO	10/09/1962	Active	30	1	3	-2	-6.25%	34	7	0			N	T,SC	0	\$2,200.13
Exc Award (06/30/2017, 06/30/2018, 06/30/2025)																	
25533	YONEZAWA	08/23/1964	Active	43	2	3	-1	-2.27%	46	20	4			N	P,T,M,VP,SC	2	\$186.78
Exc Award (06/30/2019)																	



## Club Health Assessment for District 332 E through April 2025

			Status	Membership						Reports					Finance	LCIF	
Club Number	Club Name	Charter Date		Current Member Count	YTD Members Added	YTD Members Dropped	YTD Net Growth	YTD Net Growth%	Member Count 12 Months Ago	Avg. length of service for dropped members	Months Since Last MMR ***	Yrs. Since Last Officer Report	President Rotation	Vice President Reported ****	Months Since Last Activity Report ***	Account Balance	Donations for current Fiscal Year
			Number of times on status quo within last two years	If below 15 members appears				If net loss is greater than 20% appears			If no report in 3 months appears in	When more than one year appears in	Number of repeat terms	Notes the officers that do not have an active	If no report at 12 months appears in red		
25532	YONEZAWA CHUO	02/05/1967	Active	23	0	1	-1	-4.17%	25	5	3			N	S,T,M,VP,SC	1	\$1,153.43
	Exc Award (06/30/2016, 06/30/2018, 06/30/2020)																
29933	YONEZAWA MATSUGASAKI	11/05/1974	Active	12	0	2	-2	-14.29%	16	41	1		2	N	T,M,SC	0	\$86.72
56862	YONEZAWA MATSUKAWA	04/24/1995	Active	31	7	3	4	14.81%	27	5	1			N	S,T,M,VP,SC	15	\$3,086.73
	Exc Award (06/30/2017, 06/30/2018, 06/30/2020)																

Clubs Cancelled Previous Fiscal Year – Clubs Cancelled within last 12 months may be reinstated

Club Number	Club Name	Charter Date	Current Status*	Cancellation Date
25484	MURAYAMA	12/04/1966	Cancelled(6*)	12/29/2023
68539	TENDO MOMIJI	04/11/2003	Cancelled(6*)	06/29/2024

Current Total Clubs Count	YTD New Clubs Count	YTD Cancelled Clubs Count	YTD Net Club Gain	Current Total Members Count	YTD YTD Add	YTD YTD Drop	YTD Net Growth	YTD Net Growth %	Member Count 12 Months Ago	Average Member Count Per Club	% of Clubs with less than 20 members	% No MMR in 3 Months	% No Officer Report in 12 Months	% of Clubs with balance 90+ days	Number of Clubs in Status Quo	% Status Quo Clubs in Financial Suspension	Number of Cancelled Clubs	Average Cancelled Club Age	Members Lost Due to Cancellation	% of Clubs Cancelled for Non-Financial Reasons
48	0	0	0	1,588	86	70	16	1.02%	1,639	33	17%	42%	0%	0%	0	0%	0	0	0	0%

\* - P - Priority Club. Cancellation Reasons: 1-Objectives/conduct, 2-Non-active club, 5-Non-existing club, 6-Disbanding, 7-Merger, 8-Financial Suspension, 9-District/Multiple District Dues.

\*\* - Abbreviation: P-President, S-Secretary, T-Treasurer, M-Member Chairperson, VP-First Vice President, MC-Communications Chairperson, SC-Service Chairperson

\*\*\* - Abbreviation: N/R - Never reported using the Lions Clubs website, N/A - Not applicable, No password registered for the Lions Clubs website.

\*\*\*\* - Abbreviation: N - New, IP - Immediate Past, R - Repeat.



# Club Health Assessment for District 332 F through April 2025

			Status	Membership							Reports					Finance		LCIF
Club Number	Club Name	Charter Date		Current Member Count	YTD Members Added	YTD Members Dropped	YTD Net Growth	YTD Net Growth%	Member Count 12 Months Ago	Avg. length of service for dropped members	Months Since Last MMR ***	Yrs. Since Last Officer Report	President Rotation	Vice President Reported ****	Months Since Last Activity Report ***	Account Balance	Donations for current Fiscal Year	
			Number of times on status quo within last two years	If below 15 members appears				If net loss is greater than 20% appears			If no report in 3 months appears in	When more than one year appears in	Number of repeat terms	Notes the officers that do not have an active	If no report at 12 months appears in red			
Clubs more than two years old																		
24949	AKITA	10/15/1960	Active	49	3	1	2	4.26%	48	2	0			N	SC	2	\$7,651.38	
Exc Award (06/30/2018)																		
24950	AKITA CHUO	10/07/1963	Active	4	0	0	0	0.00%	12		4		None		P,S,T,M,VP SC	13	\$80.00	
30522	AKITA FUKI	04/08/1975	Active	23	1	0	1	4.55%	23		9			N	T,M,SC	1	\$3,624.81	
38235	AKITA GREEN	03/12/1980	Active	22	2	0	2	10.00%	20		9		2		P,S,T,M,VP SC	24+	\$440.00	
55597	AKITA KOTOH	04/25/1994	Cancelled(6*)	0	0	14	-14	-100.00%	14	20	4	1	None		P,S,T,M,VP SC	15		
24947	AKITA MINATO	06/29/1971	Active	36	1	2	-1	-2.70%	39	18	3			N	P,S,T,M,VP SC	6	\$962.34	
101560	AKITA NAGOMI	03/18/2008	Active	6	0	0	0	0.00%	6		4	1	None		P,S,T,M,VP SC	24+	\$261.76	
30523	AKITA SANNO	04/08/1975	Active	53	8	4	4	8.16%	51	12	0			N	T,SC	2	\$2,188.35	
Exc Award (06/30/2016, 06/30/2020)																		
24948	AKITA SENSU KUBOTA	03/21/1966	Active	15	0	0	0	0.00%	15		11			N	S,T,M,VP,SC	24+	\$395.89	
24945	AKITA YATOME	03/26/1969	Active	27	2	0	2	8.00%	26		8			N	T,M,VP,SC	6	\$595.07	
30524	AKITA-SENPOKU L C	04/07/1975	Active	37	0	1	-1	-2.63%	41	15	0	3	None		P,S,T,M,VP SC	24+	\$420.00	
29817	HINAI	09/30/1974	Active	31	0	0	0	0.00%	33		10			N	S,T,M,SC	10	\$10,554.31	
41110	HIRAKA	03/23/1982	Active	9	0	0	0	0.00%	9		9			N	M,SC	10	\$192.68	
24973	HONJO	02/05/1965	Active	43	2	0	2	4.88%	41		2			N	M,SC	24+	\$2,120.00	
33065	HONJO TSURUMAI	11/23/1976	Active	41	2	9	-7	-14.58%	48	13	0			N	P,T,M,SC	5	\$680.00	
Exc Award (06/30/2020)																		
39111	INAKAWA	11/18/1980	Active	19	0	0	0	0.00%	19		14	1	None		P,S,T,M,VP SC	N/R	\$324.38	
24980	JUMONJI	07/21/1965	Active	27	0	2	-2	-6.90%	29	12	3	1	None		P,S,T,M,VP SC	23	\$380.00	
24982	KAKUNODATE	03/21/1969	Active	41	0	1	-1	-2.38%	41	47	9				P,T,M,VP,SC	0	\$1,658.04	
46464	KAMIOKA DAKE	06/30/1986	Active	9	0	0	0	0.00%	9		40	1	None		P,S,T,M,VP SC	24+	\$297.53	
24985	KARIWANO	03/31/1969	Active	10	1	0	1	11.11%	9		8	1	None		P,S,T,M,VP SC	24+	\$160.00	
39247	KOTOOKA	12/29/1980	Active	16	1	0	1	6.67%	16		1	1	None		P,S,T,M,VP SC	N/R	\$318.36	
24993	MASUDAMACHI	07/21/1965	Active	10	0	4	-4	-28.57%	14	23	4	1	None		P,S,T,M,VP SC	N/R	\$100.00	



# Club Health Assessment for District 332 F through April 2025

			Status	Membership							Reports					Finance	LCIF	
Club Number	Club Name	Charter Date		Current Member Count	YTD Members Added	YTD Members Dropped	YTD Net Growth	YTD Net Growth%	Member Count 12 Months Ago	Avg. length of service for dropped members	Months Since Last MMR ***	Yrs. Since Last Officer Report	President Rotation	Vice President Reported ****	Months Since Last Activity Report ***	Account Balance	Donations for current Fiscal Year	
			Number of times on status quo within last two years	If below 15 members appears				If net loss is greater than 20% appears			If no report in 3 months appears in	When more than one year appears in	Number of repeat terms		Notes the officers that do not have an active	If no report at 12 months red		
50405	NAKASEN	04/02/1990	Active	40	0	1	-1	-2.44%	41	11	1	2	None	P,S,T,M,VP SC	24+		\$1,520.00	
25005	NOSHIRO	06/04/1961	Active	6	0	0	0	0.00%	6		16	1	None	P,S,T,M,VP SC	N/R		\$100.00	
25006	ODATE	07/22/1962	Active	31	2	2	0	0.00%	35	4	3		2	N	S,T,M,VP,SC	5	\$16,136.77	
30384	ODATE KITA	03/11/1975	Active	12	1	0	1	9.09%	10		7			IP	S,T,M,VP,SC	10	\$217.38	
25008	OGA	09/22/1965	Active	46	0	3	-3	-6.12%	52	10	4			N	P,S,M,VP,SC	2	\$786.48	
35897	OGACHI ONONOKOMACHI	06/26/1978	Active	18	0	0	0	0.00%	18		13	1	None	P,S,T,M,VP SC	24+		\$240.00	
143971	Ogata Sakihokore	01/21/2021	Active	35	0	0	0	0.00%	35		15	1	None	P,S,T,M,VP SC	17		\$500.00	
25010	OMAGARI	12/10/1965	Active	90	4	4	0	0.00%	95	10	0			N	SC	1	\$5,083.10	
75910	OMAGARI TENDER	06/25/2003	Active	45	0	0	0	0.00%	46		1				M,VP,SC	3	\$3,221.39	
25011	OMORI	12/16/1968	Active	24	0	1	-1	-4.00%	26	31	9			N	P,S,M,VP,SC	4	\$463.40	
25013	OTA	06/20/1969	Active	31	0	2	-2	-6.06%	33	15	7				P,S,T,M,VP SC	24+	\$480.00	
45259	OUCHI	06/11/1985	Active	16	1	0	1	6.67%	15		4		None	P,S,T,M,VP SC	5		\$374.59	
25016	ROKUGO	04/23/1964	Active	16	0	1	-1	-5.88%	17	14	5	1	None	P,S,T,M,VP SC	24+		\$388.47	
76061	SENNAN KARINOSATO	06/25/2003	Active	13	0	2	-2	-13.33%	15	15	9			N	M,SC	23	\$453.83	
25021	TAKANOSU	11/29/1967	Active	19	4	0	4	26.67%	17		3			R	M,SC	4	\$571.97	
47204	YOKOTE ATAGO	04/13/1987	Active	46	4	3	1	2.22%	62	23	0			N	P,T,M,VP,SC	2	\$1,769.37	
Exc Award (06/30/2016, 06/30/2020, 06/30/20																		
134175	Yokote Kamakura	04/11/2018	Active	63	1	0	1	1.61%	73		6			N	M,VP,SC	7	\$1,912.96	
Exc Award (06/30/2022)																		
51341	YURI	02/14/1991	Active	17	1	1	0	0.00%	18	2	9	1	None	P,S,T,M,VP SC	N/R		\$340.00	
85969	YURIHONJO	03/21/2005	Active	9	0	0	0	0.00%	11		9		None	P,T,M,VP,SC	24+		\$245.30	
41273	YUWA	04/12/1982	Active	6	0	0	0	0.00%	6		66	1	None	P,S,T,M,VP SC	N/R		\$120.00	
34907	YUZAWA AKITA L C	12/19/1977	Active	27	3	1	2	8.00%	27	0	2	1	None	P,S,T,M,VP SC	24+		\$429.77	



## Club Health Assessment for District 332 F through April 2025

				Status	Membership						Reports				Finance	LCIF	
Club Number	Club Name	Charter Date		Current Member Count	YTD Members Added	YTD Members Dropped	YTD Net Growth	YTD Net Growth%	Member Count 12 Months Ago	Avg. length of service for dropped members	Months Since Last MMR ***	Yrs. Since Last Officer Report	President Rotation	Vice President Reported ****	Months Since Last Activity Report ***	Account Balance	Donations for current Fiscal Year
			Number of times on status quo within last two years	If below 15 members appears				If net loss is greater than 20% appears			If no report in 3 months appears in	When more than one year appears in	Number of repeat terms	Notes the officers that do not have an active	If no report at 12 months appears in red		

Clubs Cancelled Previous Fiscal Year – Clubs Cancelled within last 12 months may be reinstated

Club Number	Club Name	Charter Date	Current Status*	Cancellation Date
35985	AKITA SATAKE	07/31/1978	Cancelled(6*)	01/29/2024
33395	YOKOTE	02/25/1977	Cancelled(6*)	06/29/2024

Current Total Clubs Count	YTD New Clubs Count	YTD Cancelled Clubs Count	YTD Net Club Gain	Current Total Members Count	YTD Add	YTD Drop	YTD Net Growth	YTD Net Growth %	Member Count 12 Months Ago	Average Member Count Per Club	% of Clubs with less than 20 members	% No MMR in 3 Months	% No Officer Report in 12 Months	% of Clubs with balance 90+ days	Number of Clubs in Status Quo	% Status Quo Clubs in Financial Suspension	Number of Cancelled Clubs	Average Cancelled Club Age	Members Lost Due to Cancellation	% of Clubs Cancelled for Non-Financial Reasons
42	0	1	-1	1,138	44	59	-15	-1.30%	1,221	27	45%	74%	38%	0%	0	0%	1	124	14	100%

\* - P - Priority Club. Cancellation Reasons: 1-Objectives/conduct, 2-Non-active club, 5-Non-existing club, 6-Disbanding, 7-Merger, 8-Financial Suspension, 9-District/Multiple District Dues.

\*\* - Abbreviation: P-President, S-Secretary, T-Treasurer, M-Member Chairperson, VP-First Vice President, MC-Communications Chairperson, SC-Service Chairperson

\*\*\* - Abbreviation: N/R - Never reported using the Lions Clubs website, N/A - Not applicable, No password registered for the Lions Clubs website.

\*\*\*\* - Abbreviation: N - New, IP - Immediate Past, R - Repeat.



# Club Health Assessment for District 333 A through April 2025

			Status	Membership							Reports					Finance	LCIF
Club Number	Club Name	Charter Date		Current Member Count	YTD Members Added	YTD Members Dropped	YTD Net Growth	YTD Net Growth%	Member Count 12 Months Ago	Avg. length of service for dropped members	Months Since Last MMR ***	Yrs. Since Last Officer Report	President Rotation	Vice President Reported ****	Months Since Last Activity Report ***	Account Balance	Donations for current Fiscal Year
			Number of times on status quo within last two years	If below 15 members appears				If net loss is greater than 20% appears			If no report in 3 months appears in	When more than one year appears in	Number of repeat terms	Notes the officers that do not have an active	If no report at 12 months red		
Clubs more than two years old																	
31768	AGANO	02/24/1976	Active	12	1	0	1	9.09%	11		0			S,T,M,VP,SC	0		\$352.60
25256	BUNSUI	06/18/1967	Active	51	0	1	-1	-1.92%	48	7	1			M,VP,SC	1		\$5,613.80
Exc Award (06/30/2017)																	
25262	ECHIGO YOSHIDA	06/22/1965	Active	17	0	0	0	0.00%	17		13			P,S,T,M,VP SC	17		\$274.24
34715	ECHIGONISHIKAWA	11/29/1977	Active	38	2	2	0	0.00%	38	22	0			T,M,VP,SC	9		\$2,637.09
25270	GOSEN	12/10/1961	Active	20	2	1	1	5.26%	19	31	0			N M,VP,SC	0		\$541.96
Exc Award (06/30/2022, 06/30/2023, 06/30/20)																	
37727	GOSEN SAKURA	11/20/1979	Active	12	2	0	2	20.00%	10		7	1	None	P,S,T,M,VP SC	18		\$1,358.16
97792	ITOIGAWA	10/04/2006	Active	60	4	2	2	3.45%	59	3	0			N T,M,SC	11		\$1,228.54
Exc Award (06/30/2017, 06/30/2018, 06/30/20)																	
25290	IZUMOZAKI	11/03/1968	Active	0	0	0	0	0.00%	0		13	1	None	P,S,T,M,VP SC	13		
Exc Award (06/30/2022)																	
25390	JOETSU	06/22/1960	Active	22	3	15	-12	-35.29%	37	15	1	1	None	P,S,T,M,VP SC	24+		\$818.80
25349	JOETSU NAOETSU	03/23/1964	Active	14	1	0	1	7.69%	13		6			N T,M,VP,SC	12		\$1,748.55
Exc Award (06/30/2023)																	
25293	KAMEDA	03/20/1966	Active	61	3	2	1	1.67%	60	2	3			T,M,VP,SC	5		\$4,798.09
25296	KAMO	01/27/1965	Active	34	7	3	4	13.33%	31	4	0			N T,M,VP,SC	0		\$2,430.96
53782	KARIWA	11/02/1992	Active	29	7	0	7	31.82%	27		1			N SC	4		\$3,326.87
25305	KASHIWAZAKI	10/11/1958	Active	48	3	3	0	0.00%	49	7	0			N T,SC	0		\$10,164.19
Exc Award (06/30/2023)																	
54394	KASHIWAZAKI NIHONKAI	04/26/1993	Active	57	9	5	4	7.55%	53	11	1			P,T,M,VP,SC	1		\$9,968.21
Exc Award (06/30/2016, 06/30/2017, 06/30/20)																	
25304	KASHIWAZAKI YONEYAMA	04/09/1967	Active	34	0	2	-2	-5.56%	36	25	0			VP,SC	0		\$4,817.94
40083	KAWANISHI NIIGATA	06/18/1981	Active	22	4	1	3	15.79%	21	0	1			T,M,VP,SC	23	90+ Days	\$1,739.90
25328	MAKI	03/20/1965	Active	56	9	3	6	12.00%	54	19	3			N SC	15		\$4,635.48
Exc Award (06/30/2019, 06/30/2023)																	



# Club Health Assessment for District 333 A through April 2025

Club Number	Club Name	Charter Date	Status	Membership							Reports					Finance	LCIF
				Current Member Count	YTD Members Added	YTD Members Dropped	YTD Net Growth	YTD Net Growth%	Member Count 12 Months Ago	Avg. length of service for dropped members	Months Since Last MMR ***	Yrs. Since Last Officer Report	President Rotation	Vice President Reported ****	Months Since Last Activity Report ***	Account Balance	Donations for current Fiscal Year
			Number of times on status quo within last two years	If below 15 members appears				If net loss is greater than 20% appears			If no report in 3 months appears	When more than one year appears in	Number of repeat terms	Notes the officers that do not have an active	If no report at 12 months appears in red		
25336	MITSUKE	10/20/1959	Active	60	22	2	20	50.00%	40	21	1		N	T,M,SC	8		\$31,521.95
25341	MUIKAMACHI	07/27/1970	Active	25	3	2	1	4.17%	25	13	0		N	T,M,SC	0		\$156.71
25342	MURAKAMI	06/19/1967	Active	18	0	2	-2	-10.00%	20	9	0			P,M,VP,SC	0		\$822.96
25247	MYOKO	05/19/1966	Active	47	7	1	6	14.63%	40	50	0			T,M,VP,SC	5		\$3,644.38
25343	NAGAOKA	10/21/1959	Active	43	0	2	-2	-4.44%	46	19	0			VP,SC	0		\$4,935.27
Exc Award (06/30/2018, 06/30/2019, 06/30/20)																	
25344	NAGAOKA AOSHI	03/27/1966	Active	128	12	3	9	7.56%	121	17	1		N	VP,SC	2		\$15,305.76
Exc Award (06/30/2016, 06/30/2017, 06/30/20)																	
51342	NAGAOKA CHOSEI	02/20/1991	Active	126	25	0	25	24.75%	104		0		N		0		\$9,746.57
Exc Award (06/30/2016, 06/30/2019, 06/30/20)																	
36642	NAGAOKA KASHIWA	02/14/1979	Active	72	5	2	3	4.35%	75	26	0		N	T,M,SC	0		\$9,166.76
Exc Award (06/30/2016, 06/30/2018, 06/30/20)																	
25345	NAGAOKA YUKYU	06/03/1962	Active	73	2	2	0	0.00%	76	6	3		N		0		\$9,707.19
Exc Award (06/30/2016, 06/30/2018, 06/30/20)																	
25346	NAKAJO	06/04/1962	Active	31	2	0	2	6.90%	30		2			M,VP,SC	8		\$3,282.96
54348	NAKASATO NIIGATA	04/14/1993	Active	38	3	2	1	2.70%	38	21	0		N	M,SC	0		\$3,482.86
Exc Award (06/30/2022)																	
25357	NIIGATA	04/01/1956	Active	135	12	6	6	4.65%	131	7	0		R	M,SC	6		\$6,656.80
Exc Award (06/30/2016, 06/30/2017, 06/30/20)																	
25352	NIIGATA BANDAI	06/17/1965	Active	47	10	2	8	20.51%	42	36	1		N	SC	1		\$208.95
Exc Award (06/30/2019, 06/30/2023)																	
25353	NIIGATA CENTRAL	06/27/1966	Active	42	2	1	1	2.44%	41	7	0		N	SC	1		\$3,050.39
Exc Award (06/30/2018, 06/30/2023)																	
25359	NIIGATA EAST	09/03/1958	Active	43	2	3	-1	-2.27%	45	38	1		N	P,T,VP,SC	2		\$3,552.76
Exc Award (06/30/2018, 06/30/2022)																	
25320	NIIGATA KOSUDO	06/16/1968	Active	14	2	1	1	7.69%	13	33	0		N	SC	0		\$1,570.14
Exc Award (06/30/2016, 06/30/2018, 06/30/20)																	
120582	NIIGATA MINATO	10/22/2013	Active	10	3	0	3	42.86%	11		4			M,VP,SC	4		\$581.14





# Club Health Assessment for District 333 A through April 2025

			Status	Membership							Reports					Finance	LCIF
Club Number	Club Name	Charter Date		Current Member Count	YTD Members Added	YTD Members Dropped	YTD Net Growth	YTD Net Growth%	Member Count 12 Months Ago	Avg. length of service for dropped members	Months Since Last MMR ***	Yrs. Since Last Officer Report	President Rotation	Vice President Reported ****	Months Since Last Activity Report ***	Account Balance	Donations for current Fiscal Year
			Number of times on status quo within last two years	If below 15 members appears				If net loss is greater than 20% appears			If no report in 3 months appears in	When more than one year appears in	Number of repeat terms	Notes the officers that do not have an active	If no report at 12 months appears in red		
Exc Award (06/30/2016, 06/30/2017)																	
25355	NIIGATA NORTH	10/16/1966	Active	56	5	4	1	1.82%	58	18	0			T,VP,SC	0		\$3,720.42
Exc Award (06/30/2017, 06/30/2022, 06/30/2024)																	
25354	NIIGATA OONO	04/19/1966	Active	29	3	0	3	11.54%	26		0			N	S,T,M,SC	11	\$3,391.73
Exc Award (06/30/2024)																	
125127	NIIGATA ROYAL	06/16/2015	Active	48	17	2	15	45.45%	32	7	0			T,M,VP,SC	0		\$3,443.66
Exc Award (06/30/2016, 06/30/2019)																	
67064	NIIGATA SHINANOAWA	01/03/2003	Active	18	0	0	0	0.00%	19		0			M,VP,SC	1		\$805.20
133449	NIIGATA TOKI	01/04/2018	Active	33	3	1	2	6.45%	33	7	0			N	T	7	\$973.50
Exc Award (06/30/2021, 06/30/2024)																	
25361	NIIGATA UCHINO	03/26/1966	Active	24	3	0	3	14.29%	21		0			N	VP,SC	0	\$861.21
Exc Award (06/30/2016, 06/30/2018, 06/30/2020)																	
25358	NIIGATA WEST	03/20/1962	Active	27	1	3	-2	-6.90%	30	33	3			N	T,M,SC	14	\$2,435.14
Exc Award (06/30/2021, 06/30/2023)																	
25356	NIIGATA YACHIYO	11/20/1966	Active	35	2	3	-1	-2.78%	37	18	0			T,VP,SC	0		\$543.67
25363	NIITSU	04/29/1961	Active	34	8	6	2	6.25%	33	3	0			N	M,SC	2	\$4,496.25
Exc Award (06/30/2017, 06/30/2022, 06/30/2024)																	
46128	NIITSU OGIKAWA	04/14/1986	Active	33	1	2	-1	-2.94%	35	32	0			N	M,SC	1	\$620.31
54395	NOU	04/26/1993	Active	17	0	0	0	0.00%	18		0			T,M,VP,SC	17		\$202.42
43828	OGATA	04/17/1984	Active	25	0	0	0	0.00%	26		0			T,M,VP,SC	2		\$1,462.64
Exc Award (06/30/2018)																	
25367	OJIYA	12/10/1967	Active	56	7	1	6	12.00%	53	6	2			N	M,SC	0	\$9,722.49
Exc Award (06/30/2016, 06/30/2017, 06/30/2020)																	
25373	SADO	12/11/1960	Active	47	2	2	0	0.00%	47	24	0			T,VP,SC	0		\$4,700.38
Exc Award (06/30/2019, 06/30/2020, 06/30/2024)																	
25380	SANJO	10/10/1958	Active	30	4	1	3	11.11%	28	3	4			N		2	\$8,400.40
Exc Award (06/30/2016, 06/30/2022, 06/30/2024)																	
25382	SANJO CHUO	10/21/1965	Active	80	3	1	2	2.56%	79	59	0			N	P,T,M,SC	0	\$7,822.06
Exc Award (06/30/2016, 06/30/2017, 06/30/2020)																	



# Club Health Assessment for District 333 A through April 2025

Club Number	Club Name	Charter Date	Status	Membership							Reports					Finance	LCIF
				Current Member Count	YTD Members Added	YTD Members Dropped	YTD Net Growth	YTD Net Growth%	Member Count 12 Months Ago	Avg. length of service for dropped members	Months Since Last MMR ***	Yrs. Since Last Officer Report	President Rotation	Vice President Reported ****	Months Since Last Activity Report ***	Account Balance	Donations for current Fiscal Year
			Number of times on status quo within last two years	If below 15 members appears				If net loss is greater than 20% appears			If no report in 3 months appears in	When more than one year appears in	Number of repeat terms	Notes the officers that do not have an active	If no report at 12 months red		
111355	SANJO EAST	06/10/2011	Active	32	8	4	4	14.29%	29	15	1			N	4		\$11,104.51
	Exc Award (06/30/2018, 06/30/2022)																
47343	SEIRO	05/14/1987	Active	16	0	0	0	0.00%	16		0			M,VP,SC	0		\$2,057.17
	Exc Award (06/30/2022)																
25388	SHIBATA	10/15/1961	Active	54	5	5	0	0.00%	54	24	0			N	P,T,M,SC	2	\$222.01
25379	SHIBATA SHOJO	06/18/1969	Active	38	1	5	-4	-9.52%	42	7	4			N	P,T,M,SC	18	\$4,212.95
56944	SHIOZAWA	05/08/1995	Active	8	0	0	0	0.00%	8		12			N	M,SC	20	\$409.79
25386	SHIRONE	09/02/1962	Active	70	4	6	-2	-2.78%	70	11	0			N	M,SC	1	\$5,224.44
	Exc Award (06/30/2018, 06/30/2019, 06/30/20)																
57914	SHITADA	02/26/1996	Active	33	0	1	-1	-2.94%	34	2	0				S,T,M,VP,SC	9	\$2,509.31
	Exc Award (06/30/2016, 06/30/2017)																
43691	TAGAMI	03/14/1984	Active	27	2	2	0	0.00%	27	16	0			N	P,T,M,VP,SC	0	\$1,809.67
	Exc Award (06/30/2016, 06/30/2018)																
25401	TOCHIO	09/14/1966	Active	34	3	1	2	6.25%	30	21	8				T,M,VP,SC	4	\$5,420.00
	Exc Award (06/30/2018)																
25408	TOKAMACHI	12/05/1968	Active	60	6	1	5	9.09%	59	8	3				M,VP,SC	5	\$1,822.73
	Exc Award (06/30/2019, 06/30/2023)																
39383	TOKAN	01/27/1981	Active	16	0	2	-2	-11.11%	18	19	1				VP,SC	0	\$2,231.02
	Exc Award (06/30/2024)																
29427	TOYOSAKA	05/28/1974	Active	21	3	1	2	10.53%	25	30	4				S,T,VP,SC	0	\$1,069.93
	Exc Award (06/30/2016, 06/30/2022, 06/30/20)																
25399	TSUBAME	04/04/1960	Active	24	0	0	0	0.00%	24		1			N	M,SC	24+	\$2,587.68
25318	UONUMA	06/03/1962	Active	79	5	3	2	2.60%	78	10	0			N	P,T,SC	0	\$1,933.63
	Exc Award (06/30/2016, 06/30/2023)																
42922	YAHIKO	06/13/1983	Active	22	5	0	5	29.41%	19		0			N	M,VP,SC	17	\$513.43
25435	YOITA	11/02/1968	Active	23	2	2	0	0.00%	24	32	4				M,VP,SC	0	\$2,626.48
54245	YOKOGOSHI	03/17/1993	Active	29	1	1	0	0.00%	29	4	1				S,T,M,VP,SC	11	\$580.78
	Exc Award (06/30/2023)																



## Club Health Assessment for District 333 A through April 2025

			Membership								Reports					Finance		LCIF		
Club Number	Club Name	Charter Date	Status	Current Member Count	YTD Members Added	YTD Members Dropped	YTD Net Growth	YTD Net Growth%	Member Count 12 Months Ago	Avg. length of service for dropped members	Months Since Last MMR ***	Yrs. Since Last Officer Report	President Rotation	Vice President Reported ****	Months Since Last Activity Report ***	Account Balance	Donations for current Fiscal Year			
			Number of times on status quo within last two years	If below 15 members appears				If net loss is greater than 20% appears			If no report in 3 months appears in	When more than one year appears in	Number of repeat terms	Notes the officers that do not have an active	If no report at 12 months appears in red					
116917	YUZAWA	05/17/2012	Active	32	0	1	-1	-3.03%	35	5	6			P,T,M,VP,SC	N/A		\$346.07			
Current Total Clubs Count	YTD New Clubs Count	YTD Cancelled Clubs Count	YTD Net Club Gain	Current Total Members Count	YTD Add	YTD Drop	YTD Net Growth	YTD Net Growth %	Member Count 12 Months Ago	Average Member Count Per Club	% of Clubs with less than 20 members	% No MMR in 3 Months	% No Officer Report in 12 Months	% of Clubs with balance 90+ days	Number of Clubs in Status Quo	% Status Quo Clubs in Financial Suspension	Number of Cancelled Clubs	Average Cancelled Club Age	Members Lost Due to Cancellation	% of Clubs Cancelled for Non-Financial Reasons
69	0	0	0	2,749	273	132	141	5.41%	2,677	40	19%	25%	4%	1%	0	0%	0	0	0	0%

\* - P - Priority Club. Cancellation Reasons: 1-Objectives/conduct, 2-Non-active club, 5-Non-existing club, 6-Disbanding, 7-Merger, 8-Financial Suspension, 9-District/Multiple District Dues.

\*\* - Abbreviation: P-President, S-Secretary, T-Treasurer, M-Member Chairperson, VP-First Vice President, MC-Communications Chairperson, SC-Service Chairperson

\*\*\* - Abbreviation: N/R - Never reported using the Lions Clubs website, N/A - Not applicable, No password registered for the Lions Clubs website.

\*\*\*\* - Abbreviation: N - New, IP - Immediate Past, R - Repeat.



# Club Health Assessment for District 333 B through April 2025

			Status	Membership							Reports					Finance	LCIF
Club Number	Club Name	Charter Date		Current Member Count	YTD Members Added	YTD Members Dropped	YTD Net Growth	YTD Net Growth%	Member Count 12 Months Ago	Avg. length of service for dropped members	Months Since Last MMR ***	Yrs. Since Last Officer Report	President Rotation	Vice President Reported ****	Months Since Last Activity Report ***	Account Balance	Donations for current Fiscal Year
			Number of times on status quo within last two years	If below 15 members appears				If net loss is greater than 20% appears			If no report in 3 months appears in	When more than one year appears in	Number of repeat terms	Notes the officers that do not have an active	If no report at 12 months appears in red		
Clubs less than two years old																	
178317	Haga Mashiko	09/10/2024	Active	22	23	1	22	100.00%	0	0	0			M,VP,SC	N/R		\$320.70
157978	Kanuma Takanezawa	04/24/2024	Active	18	0	0	0	0.00%	21		10		2	P,S,T,M,VP SC	N/R		\$209.15
Clubs more than two years old																	
25250	ASHIKAGA Exc Award (06/30/2016)	07/28/1961	Active	49	1	1	0	0.00%	52	4	3			P,S,T,M,VP SC	3		\$3,320.71
32455	ASHIKAGA CHUO Exc Award (06/30/2018)	06/21/1976	Active	32	3	0	3	10.34%	29		0			M,VP,SC	2		\$3,250.98
25252	ASHIKAGA NISHI Exc Award (06/30/2016, 06/30/2017, 06/30/2018)	11/16/1967	Active	32	0	4	-4	-11.11%	36	7	1			M,VP,SC	9		\$1,622.43
25265	FUJIOKA Exc Award (06/30/2017, 06/30/2018, 06/30/2019)	12/04/1973	Active(1)	38	2	13	-11	-22.45%	52	8	0			M,VP,SC	16		\$1,155.11
25280	IMAICHI Exc Award (06/30/2017)	11/25/1967	Active	43	2	5	-3	-6.52%	49	20	0		N	T,M,SC	1		\$5,460.16
25294	ISHIBASHI Exc Award (06/30/2019)	07/26/1969	Active(1)	50	0	0	0	0.00%	50		4			M,VP,SC	0		\$5,362.55
46794	IWAFUNE Exc Award (06/30/2016)	12/11/1986	Active	17	1	0	1	6.25%	15		5			T,M,VP,SC	22		\$1,833.33
25319	KUROISO	08/20/1965	Active	29	7	0	7	31.82%	24		2			T,M,VP,SC	9		\$4,625.10
29822	KUZUU	09/30/1974	Active	31	0	0	0	0.00%	31		3		N	SC	3		\$4,433.37
32458	MIBU	06/21/1976	Active(1)	14	2	5	-3	-17.65%	17	17	7			M,VP,SC	24+	90+ Days	\$153.38
25339	Moka Exc Award (06/30/2021, 06/30/2022)	05/23/1970	Active	40	1	2	-1	-2.44%	41	11	1		N	T,M,SC	0		\$3,724.61
36176	NASUNOGAHARA	10/04/1978	Active	18	0	0	0	0.00%	18		14		N	P,T,M,VP,SC	1		\$1,330.62
25362	NIKKO Exc Award (06/30/2017)	01/21/1963	Active	10	1	2	-1	-9.09%	11	47	0		2	P,T,M,VP,SC	1		\$2,125.49
32031	NISHINASUNO	04/12/1976	Active	25	3	1	2	8.70%	23	0	3			T,M,VP,SC	1		\$5,056.43
55034	OHIRA	11/05/1993	Active	23	2	0	2	9.52%	21		7			M,VP,SC	0		\$3,464.28




# Club Health Assessment for District 333 B through April 2025

			Status	Membership							Reports					Finance	LCIF	
Club Number	Club Name	Charter Date		Current Member Count	YTD Members Added	YTD Members Dropped	YTD Net Growth	YTD Net Growth%	Member Count 12 Months Ago	Avg. length of service for dropped members	Months Since Last MMR ***	Yrs. Since Last Officer Report	President Rotation	Vice President Reported ****	Months Since Last Activity Report ***	Account Balance	Donations for current Fiscal Year	
			Number of times on status quo within last two years	If below 15 members appears					If net loss is greater than 20% appears			If no report in 3 months appears in	When more than one year appears in	Number of repeat terms	Notes the officers that do not have an active	If no report at 12 months appears in red		
Exc Award (06/30/2023, 06/30/2024)																		
30298	OTAWARA	02/27/1975	Active	15	2	2	0	0.00%	18	33	3				T,M,VP,SC	1		\$2,013.97
25371	OYAMA	07/10/1966	Active	15	0	7	-7	-31.82%	24	24	4			R	P,M,VP,SC	1		\$327.89
Exc Award (06/30/2016, 06/30/2019, 06/30/2020)																		
153893	Oyama FB	03/31/2023	Active(1)	22	4	42	-38	-63.33%	57	1	1		3		T,M,VP,SC	N/R	90+ Days	\$167.32
Exc Award (06/30/2024)																		
143155	Oyama FC	10/05/2020	Active	29	1	1	0	0.00%	31	3	6				M,VP,SC	0		\$1,418.30
Exc Award (06/30/2023)																		
36363	OYAMA HIGASHI	12/12/1978	Active	42	0	3	-3	-6.67%	45	21	4				P,M,VP,SC	13	90+ Days	\$4,264.92
Exc Award (06/30/2021)																		
52139	OYAMA JYOUNAN	11/04/1991	Active	12	0	8	-8	-40.00%	20	8	0				M,VP,SC	15		\$167.32
51134	OYAMA NISHI	12/17/1990	Active(1)	11	3	1	2	22.22%	10	9	1				VP,SC	5	90+ Days	\$125.49
25384	SANO	12/19/1965	Active	16	0	0	0	0.00%	16		9				P,M,VP,SC	0		\$1,223.09
42142	SANO CHUO	12/06/1982	Active(1)	18	0	18	-18	-50.00%	36	9	7				M,VP,SC	0		\$1,250.99
31894	SANO NISHI	03/11/1976	Active	30	0	1	-1	-3.23%	33	2	7				M,VP,SC	13		\$3,500.42
34423	SHIMOTSUKE	08/03/1977	Active	42	0	2	-2	-4.55%	55	29	2				M,VP,SC	20	90+ Days	\$6,085.40
Exc Award (06/30/2016, 06/30/2021)																		
25391	TANUMA	03/28/1972	Active	32	3	1	2	6.67%	31	11	3				T,M,VP,SC	9		\$2,836.75
25407	TOCHIGI	10/26/1968	Active	27	0	1	-1	-3.57%	28	8	4				M,VP,SC	1		\$7,786.95
59916	TOCHIGI CENTRAL	08/19/1997	Active	67	4	31	-27	-28.72%	95	8	1				T,M,VP,SC	0		\$4,306.03
Exc Award (06/30/2016, 06/30/2017, 06/30/2020)																		
145852	TOCHIGI KURANOMACHI	04/07/2021	Active	37	0	0	0	0.00%	36		7			N	M,SC	6		\$755.05
Exc Award (06/30/2023)																		
33796	TOCHIGI MIYAKO	04/30/1977	Active	13	0	0	0	0.00%	14		7		14	R	P,M,VP,SC	11	90+ Days	\$55.77
Exc Award (06/30/2018)																		
53170	TOCHIGI UZUMA	05/26/1992	Active	71	5	6	-1	-1.39%	78	8	1			N	M,SC	1		\$10,828.26
Exc Award (06/30/2016, 06/30/2018, 06/30/2020)																		
25418	UJIE	08/23/1969	Active(1)	12	0	2	-2	-14.29%	14	30	0		None		P,M,VP,SC	17	90+ Days	\$195.21



## Club Health Assessment for District 333 B through April 2025

			Status	Membership							Reports					Finance		LCIF
Club Number	Club Name	Charter Date		Current Member Count	YTD Members Added	YTD Members Dropped	YTD Net Growth	YTD Net Growth%	Member Count 12 Months Ago	Avg. length of service for dropped members	Months Since Last MMR ***	Yrs. Since Last Officer Report	President Rotation	Vice President Reported ****	Months Since Last Activity Report ***	Account Balance	Donations for current Fiscal Year	
			Number of times on status quo within last two years	If below 15 members appears				If net loss is greater than 20% appears			If no report in 3 months appears in	When more than one year appears in	Number of repeat terms	Notes the officers that do not have an active	If no report at 12 months appears in red			
25420	UTSUNOMIYA Exc Award (06/30/2019)	09/09/1961	Active	25	10	0	10	66.67%	15		1		None	P,S,T,M,VP SC	24+	90+ Days	\$97.60	
25424	UTSUNOMIYA CHUO Exc Award (06/30/2024)	09/29/1965	Active	39	10	1	9	30.00%	29	59	2			M,VP,SC	0		\$20,393.72	
31716	UTSUNOMIYA FUTAARA	02/18/1976	Active	0	0	10	-10	-100.00%	12	30	4		None	P,S,T,M,VP SC	13		\$1,475.54	
25425	UTSUNOMIYA HIGASHI Exc Award (06/30/2016, 06/30/2019, 06/30/20)	07/10/1966	Active	19	0	1	-1	-5.00%	27	40	4			P,S,M,VP,SC	18		\$195.21	
31822	UTSUNOMIYA HIKARI Exc Award (06/30/2016, 06/30/2018, 06/30/20)	03/08/1976	Active	20	2	2	0	0.00%	20	26	0		2	P,T,M,VP,SC	6		\$2,839.47	
25426	UTSUNOMIYA KITA	02/05/1968	Active	17	5	16	-11	-39.29%	29	9	2			T,M,VP,SC	13		\$2,195.22	
61804	UTSUNOMIYA MARONIE Exc Award (06/30/2016, 06/30/2019, 06/30/20)	04/19/1999	Cancelled(8*)	0	0	40	-40	-100.00%	42	16	1		None	P,S,T,M,VP SC	18	90+ Days	\$1,209.15	
25428	UTSUNOMIYA NISHI	05/30/1968	Active	13	2	0	2	18.18%	12		2		2	P,M,VP,SC	5		\$3,180.32	
101405	UTSUNOMIYA OORURI TAKANEZAWA Exc Award (06/30/2016, 06/30/2017, 06/30/20)	02/26/2008	Active(1)	19	0	29	-29	-60.42%	48	6	0			P,M,VP,SC	24		\$264.92	
150217	Utsunomiya Wine	03/22/2022	Active	8	0	2	-2	-20.00%	12	3	4		2	S,T,M,VP,SC	6		\$139.43	
35271	UTSUNOMIYA YUAI	03/09/1978	Active	13	0	2	-2	-13.33%	15	22	2			M,VP,SC	5		\$5,847.29	
38765	UTSUNOMIYA-KAWACHI Exc Award (06/30/2017, 06/30/2018)	06/20/1980	Active	17	1	0	1	6.25%	16		3			M,VP,SC	17	90+ Days	\$153.38	

Clubs Cancelled Previous Fiscal Year – Clubs Cancelled within last 12 months may be reinstated

Club Number	Club Name	Charter Date	Current Status*	Cancellation Date
58981	TOCHIGI SAKURA	12/27/1996	Cancelled(6*)	06/29/2024



# Club Health Assessment for District 333 B through April 2025

Club NumberClub NameCharter Date			Status		Membership								Reports					Finance		LCIF
					Current Member Count	YTD Members Added	YTD Members Dropped	YTD Net Growth	YTD Net Growth%	Member Count 12 Months Ago	Avg. length of service for dropped members	Months Since Last MMR ***	Yrs. Since Last Officer Report	President Rotation	Vice President Reported ****	Months Since Last Activity Report ***	Account Balance	Donations for current Fiscal Year		
			Number of times on status quo within last two years	If below 15 members appears				If net loss is greater than 20% appears			If no report in 3 months appears in	When more than one year appears in	Number of repeat terms	Notes the officers that do not have an active	If no report at 12 months appears in red					
Current Total Clubs Count	YTD New Clubs Count	YTD Cancelled Clubs Count	YTD Net Club Gain	Current Total Members Count	YTD Add	YTD Drop	YTD Net Growth	YTD Net Growth %	Member Count 12 Months Ago	Average Member Count Per Club	% of Clubs with less than 20 members	% No MMR in 3 Months	% No Officer Report in 12 Months	% of Clubs with balance 90+ days	Number of Clubs in Status Quo	% Status Quo Clubs in Financial Suspension	Number of Cancelled Clubs	Average Cancelled Club Age	Members Lost Due to Cancellation	% of Clubs Cancelled for Non-Financial Reasons
46	1	1	0	1,192	100	263	-163	-12.03%	1,408	26	46%	52%	0%	20%	0	0%	1	53	40	0%

\* - P - Priority Club. Cancellation Reasons: 1-Objectives/conduct, 2-Non-active club, 5-Non-existing club, 6-Disbanding, 7-Merger, 8-Financial Suspension, 9-District/Multiple District Dues.

\*\* - Abbreviation: P-President, S-Secretary, T-Treasurer, M-Member Chairperson, VP-First Vice President, MC-Communications Chairperson, SC-Service Chairperson

\*\*\* - Abbreviation: N/R - Never reported using the Lions Clubs website, N/A - Not applicable, No password registered for the Lions Clubs website.

\*\*\*\* - Abbreviation: N - New, IP - Immediate Past, R - Repeat.





# Club Health Assessment for District 333 C through April 2025

			Status	Membership							Reports					Finance	LCIF
Club Number	Club Name	Charter Date		Current Member Count	YTD Members Added	YTD Members Dropped	YTD Net Growth	YTD Net Growth%	Member Count 12 Months Ago	Avg. length of service for dropped members	Months Since Last MMR ***	Yrs. Since Last Officer Report	President Rotation	Vice President Reported ****	Months Since Last Activity Report ***	Account Balance	Donations for current Fiscal Year
			Number of times on status quo within last two years	If below 15 members appears				If net loss is greater than 20% appears			If no report in 3 months appears in	When more than one year appears in	Number of repeat terms	Notes the officers that do not have an active	If no report at 12 months red		
Clubs more than two years old																	
25243	ABIKO	01/31/1973	Active	21	2	1	1	5.00%	22	24	2			N	M,SC	1	
	Exc Award (06/30/2023)																
25249	ASAHI	02/13/1966	Active	52	4	2	2	4.00%	50	19	2				M,VP,SC	9	\$6,087.54
25302	BOSO KATSUURA L C	02/21/1969	Active	55	0	11	-11	-16.67%	64	18	0				M,VP,SC	0	\$323.16
25257	CHIBA	03/28/1963	Active	35	1	4	-3	-7.89%	39	17	1				VP,SC	5	\$154.10
	Exc Award (06/30/2017)																
25258	CHIBA CHUO	02/17/1965	Active	36	0	1	-1	-2.70%	37	60	2			R	P,S,M,VP,SC	0	\$2,100.06
	Exc Award (06/30/2024)																
25259	CHIBA ECHO	10/30/1965	Active	34	1	2	-1	-2.86%	38	3	2				VP	0	\$1,169.48
	Exc Award (06/30/2018, 06/30/2021, 06/30/2024)																
52123	CHIBA MAKUHARI MESSE	10/28/1991	Active	21	0	0	0	0.00%	22		10			N		2	\$226.76
	Exc Award (06/30/2016, 06/30/2017, 06/30/2024)																
59967	CHIBA NEO	09/19/1997	Active	51	0	4	-4	-7.27%	53	13	4				VP,SC	2	
	Exc Award (06/30/2024)																
129953	Chiba Rescue	01/31/2017	Active	30	5	4	1	3.45%	27	4	1				M,VP,SC	N/A	
58597	CHIBA SAKAEMACHI	07/09/1996	Active	11	0	2	-2	-15.38%	13	22	3				M,VP,SC	0	
32456	CHIBA WAKASHIO	06/25/1976	Active	15	0	0	0	0.00%	16		10				M,VP,SC	13	\$348.59
58596	CHIBA YUKINO	07/08/1996	Active	22	1	0	1	4.76%	20		1				VP	0	\$6,663.75
25261	CHOSHI	01/10/1964	Active	31	1	2	-1	-3.13%	34	29	2				P,S,T,VP,SC	5	\$653.01
	Exc Award (06/30/2024)																
50472	CHOSHI CHUO	04/18/1990	Active	31	0	3	-3	-8.82%	34	27	3			R		6	\$1,000.00
	Exc Award (06/30/2024)																
60230	CHOSHI WEST PORT	12/22/1997	Active	13	0	2	-2	-13.33%	15	11	1				M,VP,SC	8	\$1,408.98
25266	FUNABASHI	09/29/1961	Active	25	2	1	1	4.17%	25	2	2			N	M,SC	17	\$300.01
	Exc Award (06/30/2024)																
25267	FUNABASHI CHUO	01/26/1968	Active	54	4	8	-4	-6.90%	66	11	0			N		0	\$2,098.35
	Exc Award (06/30/2023)																



# Club Health Assessment for District 333 C through April 2025

			Status	Membership						Reports					Finance		LCIF
Club Number	Club Name	Charter Date		Current Member Count	YTD Members Added	YTD Members Dropped	YTD Net Growth	YTD Net Growth%	Member Count 12 Months Ago	Avg. length of service for dropped members	Months Since Last MMR ***	Yrs. Since Last Officer Report	President Rotation	Vice President Reported ****	Months Since Last Activity Report ***	Account Balance	Donations for current Fiscal Year
			Number of times on status quo within last two years	If below 15 members appears				If net loss is greater than 20% appears			If no report in 3 months appears in	When more than one year appears in	Number of repeat terms	Notes the officers that do not have an active	If no report at 12 months appears in red		
57260	FUNABASHI GREEN	07/31/1995	Active	26	3	0	3	13.04%	23		1			M,VP,SC	4		\$467.13
	Exc Award (06/30/2024)																
42143	FUNABASHI KITA	12/13/1982	Active	23	1	0	1	4.55%	23		2			M,VP,SC	0		\$509.31
57403	FUNABASHI SAZANKA	10/02/1995	Active	16	0	0	0	0.00%	17		11			VP	8		\$653.23
68904	FUNABASHI TSUBASA	06/13/2003	Active	44	0	0	0	0.00%	44		0		N		0		\$1,385.32
	Exc Award (06/30/2023)																
25269	FUTTSU	12/02/1965	Active	29	5	2	3	11.54%	26	2	0			M,VP,SC	5		\$3,546.91
35270	GYOTOKU L C	03/06/1978	Active	16	1	0	1	6.67%	15		2			P,M,VP,SC	12		\$223.09
	Exc Award (06/30/2024)																
64498	GYOTOKU RIVERSIDE	06/30/2001	Active	11	1	0	1	10.00%	10		2			T,M,VP,SC	16		
137498	Higashikatsushika	02/15/2019	Active	46	2	1	1	2.22%	44	6	5		N	S,M,VP,SC	1		\$1,403.05
	Exc Award (06/30/2020, 06/30/2024)																
133834	Higashikatsushika Support	02/08/2018	Active	13	0	0	0	0.00%	13		5			S,M,VP,SC	8		
46364	HIKARI	06/24/1986	Active	27	0	0	0	0.00%	27		6			M,VP,SC	2		\$8,306.79
	Exc Award (06/30/2024)																
32457	HIKATA	06/25/1976	Active	27	1	2	-1	-3.57%	29	20	2		N		16		\$2,345.47
25282	ICHIHARA	02/22/1964	Active	24	1	2	-1	-4.00%	27	8	2			M,VP,SC	1		\$1,689.76
	Exc Award (06/30/2024)																
56116	ICHIHARA COSMOS	09/22/1994	Active	9	0	0	0	0.00%	9		10		4	P,T,M,VP,SC	10		
57710	ICHIHARA HIGASHI	12/28/1995	Active	28	6	3	3	12.00%	23	1	1			S,T,M,VP,SC	6		
109718	ICHIHARA KAZUSA	11/17/2010	Active	26	3	1	2	8.33%	24	10	5			M,VP,SC	4		
119711	Ichihara Kokufu	06/19/2013	Active	5	1	0	1	25.00%	4		5		2	S,T,M,VP,SC	5		
25277	ICHIHARA MINAMI	05/25/1966	Active	18	0	1	-1	-5.26%	20	24	0		2	M,VP	15		\$1,064.63
	Exc Award (06/30/2023)																
100213	ICHIHARA SAKURA	09/17/2007	Active	12	0	2	-2	-14.29%	16	10	4			T,VP,SC	0		\$2,214.07
25276	ICHIKAWA	02/01/1961	Active	26	0	4	-4	-13.33%	33	25	0		N	M,SC	0		\$1,781.67
110796	ICHIKAWA FRONTIER ROSE SENIOR	04/12/2011	Active	11	0	0	0	0.00%	11		9		N	M	1		\$616.01



# Club Health Assessment for District 333 C through April 2025

			Status	Membership							Reports					Finance		LCIF
Club Number	Club Name	Charter Date		Current Member Count	YTD Members Added	YTD Members Dropped	YTD Net Growth	YTD Net Growth%	Member Count 12 Months Ago	Avg. length of service for dropped members	Months Since Last MMR ***	Yrs. Since Last Officer Report	President Rotation	Vice President Reported ****	Months Since Last Activity Report ***	Account Balance	Donations for current Fiscal Year	
			Number of times on status quo within last two years	If below 15 members appears					If net loss is greater than 20% appears			If no report in 3 months appears in	When more than one year appears in	Number of repeat terms	Notes the officers that do not have an active	If no report at 12 months appears in red		
25278	ICHIKAWA HIGASHI	10/15/1967	Active	14	0	0	0	0.00%	14		2				S,M,VP,SC	24+	\$102.64	
Exc Award (06/30/2024)																		
96670	ICHIKAWA MINAMI	03/17/2006	Active	21	0	1	-1	-4.55%	22	2	4				VP	9	\$384.92	
Exc Award (06/30/2017)																		
99587	ICHIKAWA PINE TREE	06/11/2007	Active	13	0	0	0	0.00%	13		15				M,VP	15		
25279	IIOKA	03/17/1968	Active	36	2	2	0	0.00%	36	23	3			N		2	\$2,706.76	
Exc Award (06/30/2024)																		
41633	INZAI	06/16/1982	Active	10	0	0	0	0.00%	10		0				M,VP,SC	5	\$220.09	
54919	ISUMI	10/04/1993	Active	23	1	5	-4	-14.81%	27	19	0				T,M,VP,SC	4	\$2,888.68	
107656	KAMAGAYA HISHO	02/24/2010	Active	13	0	8	-8	-38.10%	17	6	0				S,T,M,VP,SC	21		
Exc Award (06/30/2024)																		
25297	KAMOGAWA	07/27/1965	Active	68	11	0	11	19.30%	57		6				T,M,VP,SC	0	\$1,535.13	
Exc Award (06/30/2024)																		
25299	KASHIWA	05/21/1966	Active	31	1	3	-2	-6.06%	36	10	0			N	SC	0	\$916.47	
31676	KASHIWA CHUO	02/03/1976	Active	16	1	0	1	6.67%	15		2			R	SC	0	\$3,915.54	
38526	KASHIWA GREEN	05/20/1980	Active	24	0	2	-2	-7.69%	28	5	4				T,M,VP	9	\$5,894.66	
54415	KASHIWA NANO HANA	04/30/1993	Active	33	0	4	-4	-10.81%	32	8	5				T,M,VP,SC	0	\$1,300.00	
Exc Award (06/30/2024)																		
43959	KASHIWA OAK	05/02/1984	Active	41	5	4	1	2.50%	42	7	2			N	T	21	\$264.99	
Exc Award (06/30/2024)																		
53917	KASHIWA SAKURA	12/21/1992	Active	38	4	2	2	5.56%	40	3	0			N	M,SC	1	\$8,045.76	
Exc Award (06/30/2023)																		
32674	KASHIWA SHONAN	08/04/1976	Active	26	0	2	-2	-7.14%	27	10	7				M,VP,SC	16		
108683	KASHIWA SOUSEI	06/18/2010	Active	27	5	0	5	22.73%	21		0		2	N	M,SC	1	\$4,382.11	
Exc Award (06/30/2024)																		
25307	KAZUSA	04/21/1966	Active	17	1	3	-2	-10.53%	23	19	0				M,VP,SC	0	\$3,837.11	
25310	KIMITSU	06/21/1967	Active	54	2	0	2	3.85%	52		1			N		2	\$11,300.04	
25309	KIMITSU CHUO	05/03/1971	Active	9	0	0	0	0.00%	10		10		3		M,VP,SC	6	\$934.24	



# Club Health Assessment for District 333 C through April 2025

			Status	Membership						Reports					Finance	LCIF	
Club Number	Club Name	Charter Date		Current Member Count	YTD Members Added	YTD Members Dropped	YTD Net Growth	YTD Net Growth%	Member Count 12 Months Ago	Avg. length of service for dropped members	Months Since Last MMR ***	Yrs. Since Last Officer Report	President Rotation	Vice President Reported ****	Months Since Last Activity Report ***	Account Balance	Donations for current Fiscal Year
			Number of times on status quo within last two years	If below 15 members appears				If net loss is greater than 20% appears			If no report in 3 months appears in	When more than one year appears in	Number of repeat terms	Notes the officers that do not have an active	If no report at 12 months appears in red		
110427	KIMITSU PLATINUM	02/23/2011	Active	22	1	0	1	4.76%	22		4			T,M,VP,SC	8		\$1,500.00
25314	KISARAZU	10/21/1964	Active	33	12	1	11	50.00%	25	50	0			M,VP,SC	3		\$1,544.78
25311	KISARAZU CHUO	06/23/1966	Active	14	3	2	1	7.69%	13	0	5			M,VP,SC	1		\$912.56
25303	KOZAKI	12/11/1969	Active	19	0	0	0	0.00%	19		10		IP		0		\$248.13
37203	KUJUKURI	05/24/1979	Active	4	0	1	-1	-20.00%	5	34	3		5	T,M,VP,SC	11		
25330	MATSUDO	03/11/1964	Cancelled(6*)	0	0	14	-14	-100.00%	19	31	4		None	P,S,T,M,VP SC	7		\$1,139.43
33986	MATSUDO CHUO	05/31/1977	Active	28	2	2	0	0.00%	28	0	9			P,M,VP,SC	9		\$503.82
44691	MATSUDO EUCALY	02/25/1985	Active	19	0	2	-2	-9.52%	21	21	4		N	M,SC	2		\$5,575.24
Exc Award (06/30/2016, 06/30/2017, 06/30/20)																	
56599	MATSUDO GREEN	03/02/1995	Active	42	3	5	-2	-4.55%	45	8	2			T,VP,SC	3		\$4,781.09
Exc Award (06/30/2023)																	
40084	MATSUDO HIGASHI	06/10/1981	Active	41	2	0	2	5.13%	39		0			S,M,VP,SC	8		\$4,800.10
Exc Award (06/30/2024)																	
98757	MINAMI BOSO	03/13/2007	Active	41	2	0	2	5.13%	39		2		N	T,M,SC	3		
52709	MOBARA CHUO	03/17/1992	Active	7	1	0	1	16.67%	6		8			M,VP,SC	13		\$404.11
33289	NAGAREYAMA	01/31/1977	Active	33	1	0	1	3.13%	33		3		N	M	0		\$4,851.75
25350	NARASHINO	03/24/1967	Active	33	2	1	1	3.13%	32	5	3			VP	0		\$3,471.83
Exc Award (06/30/2020, 06/30/2024)																	
43186	NARASHINO CHUO	11/23/1983	Active	28	0	0	0	0.00%	29		8			S,T,M,VP,SC	0		\$840.23
Exc Award (06/30/2016, 06/30/2019, 06/30/20)																	
25351	NARITA	04/12/1965	Active	45	2	4	-2	-4.26%	49	13	3		N	SC	4		\$4,976.28
49587	NARITA GREEN	06/02/1989	Active	21	0	7	-7	-25.00%	30	9	3		N	M,SC	15		
41946	NODA	10/25/1982	Active	36	5	3	2	5.88%	35	5	0			T,M,VP	0		\$4,988.96
Exc Award (06/30/2024)																	
35013	OAMISHIRASATO	01/20/1978	Active	14	0	0	0	0.00%	15		6			M,VP,SC	19		
66273	OMIGAWA	06/25/2002	Active	1	0	0	0	0.00%	1		32		6	S,T,M,VP,SC	24+		
25375	SAKURA	02/25/1966	Active	46	3	1	2	4.55%	44	42	3			M,VP,SC	2		\$2,653.23



# Club Health Assessment for District 333 C through April 2025

			Status	Membership							Reports					Finance	LCIF
Club Number	Club Name	Charter Date		Current Member Count	YTD Members Added	YTD Members Dropped	YTD Net Growth	YTD Net Growth%	Member Count 12 Months Ago	Avg. length of service for dropped members	Months Since Last MMR ***	Yrs. Since Last Officer Report	President Rotation	Vice President Reported ****	Months Since Last Activity Report ***	Account Balance	Donations for current Fiscal Year
			Number of times on status quo within last two years	If below 15 members appears				If net loss is greater than 20% appears			If no report in 3 months appears in	When more than one year appears in	Number of repeat terms	Notes the officers that do not have an active	If no report at 12 months appears in red		
Exc Award (06/30/2023, 06/30/2024)																	
102599	SAKURA MURASAKI	06/23/2008	Active	28	1	3	-2	-6.67%	29	9	1			N	M,SC	11	\$1,101.03
Exc Award (06/30/2023, 06/30/2024)																	
25385	SAWARA	05/14/1965	Active	46	4	3	1	2.22%	45	12	5				T,M,VP,SC	24+	\$4,400.05
Exc Award (06/30/2024)																	
47058	SEKIYADO	03/16/1987	Active	94	29	30	-1	-1.05%	95	5	1			N	T,M,VP,SC	0	\$6,000.02
Exc Award (06/30/2021, 06/30/2023, 06/30/2024)																	
37728	SHIRAKO	11/12/1979	Active	13	0	1	-1	-7.14%	12	0	9		2	R	P,M,VP,SC	4	\$265.28
Exc Award (06/30/2024)																	
53286	SHIROI	06/09/1992	Active	24	11	1	10	71.43%	14	33	0			IP		2	\$2,490.48
108715	SHIROI ASUNARO	06/21/2010	Cancelled(6*)	0	0	5	-5	-100.00%	7	10	5		None		P,S,T,M,VP SC	24+	
47566	SHISUI	06/26/1987	Active	22	4	2	2	10.00%	20	32	2			N	M,SC	0	\$1,629.26
25331	SOBU CHUO L C	06/20/1967	Active	32	0	0	0	0.00%	32		9				VP,SC	0	\$2,000.01
Exc Award (06/30/2024)																	
25383	SODEGAURA	02/12/1967	Active	14	0	0	0	0.00%	14		11			R	M,SC	5	\$2,300.06
Exc Award (06/30/2024)																	
25389	TAIEI	01/24/1971	Active	39	1	0	1	2.63%	39		8				M,VP,SC	2	\$3,248.14
25413	TAKO	07/14/1968	Active	18	0	2	-2	-10.00%	20	38	5				M,VP,SC	1	
25395	TATEYAMA	05/22/1962	Active	15	2	1	1	7.14%	16	5	9				T,VP	6	\$260.00
25406	TATEYAMA CHUO	09/08/1968	Active	11	0	0	0	0.00%	13		10				M,VP,SC	24+	
25398	TOGANE	01/20/1966	Active	7	0	0	0	0.00%	7		13		2		M,VP,SC	4	
52587	TOMISATO	02/24/1992	Active	8	2	2	0	0.00%	4	1	3		3		S,M,VP,SC	2	
Exc Award (06/30/2018)																	
25409	TONOSHO	03/24/1968	Active	14	1	1	0	0.00%	14	0	5		4		VP	5	
25422	URAYASU	10/11/1971	Active	45	5	1	4	9.76%	41	14	0				M,VP	7	\$4,256.04
Exc Award (06/30/2024)																	
54821	URAYASU CHUO	08/09/1993	Active	39	1	1	0	0.00%	41	31	6				VP	6	\$5,444.21
46365	URAYASU SEASIDE	06/23/1986	Active	3	0	1	-1	-25.00%	5	6	7				S,M,VP,SC	15	\$64.63



## Club Health Assessment for District 333 C through April 2025

			Status	Membership							Reports					Finance		LCIF
Club Number	Club Name	Charter Date		Current Member Count	YTD Members Added	YTD Members Dropped	YTD Net Growth	YTD Net Growth%	Member Count 12 Months Ago	Avg. length of service for dropped members	Months Since Last MMR ***	Yrs. Since Last Officer Report	President Rotation	Vice President Reported ****	Months Since Last Activity Report ***	Account Balance	Donations for current Fiscal Year	
			Number of times on status quo within last two years	If below 15 members appears				If net loss is greater than 20% appears			If no report in 3 months appears in	When more than one year appears in	Number of repeat terms	Notes the officers that do not have an active	If no report at 12 months appears in red			
50406	YACHIMATA	04/09/1990	Active	31	6	0	6	24.00%	28		3			N	3		\$368.95	
	Exc Award (06/30/2024)																	
25430	YACHIYO	06/29/1969	Active	29	0	1	-1	-3.33%	30	1	5			N	M,SC	0	\$1,573.85	
	Exc Award (06/30/2024)																	
115613	YACHIYO CHUO	11/22/2011	Active	47	0	2	-2	-4.08%	40	10	7				T,VP	1	\$2,136.45	
	Exc Award (06/30/2024)																	
25434	YOKAICHIBA	06/28/1965	Active	9	1	0	1	12.50%	11		9		3		M,VP,SC	8	\$533.67	
25437	YOTSUKAIDO	04/02/1967	Active	21	4	2	2	10.53%	18	1	2			N	P,SC	13	\$500.00	
	Exc Award (06/30/2024)																	
62879	YOTSUKAIDO CHUO	03/03/2000	Active	24	5	0	5	26.32%	20		2			N	SC	0	\$1,382.90	
65024	YOTSUKAIDO U-I	02/18/2002	Cancelled(6*)	0	0	6	-6	-100.00%	6	13	2		None		P,S,T,M,VP SC	24+		

Clubs Cancelled Previous Fiscal Year – Clubs Cancelled within last 12 months may be reinstated

Club Number	Club Name	Charter Date	Current Status*	Cancellation Date
30863	FUNABASHI KEIYO	05/30/1975	Cancelled(6*)	06/29/2024
37457	ICHIKAWA KITA	07/10/1979	Cancelled(6*)	06/29/2024

Current Total Clubs Count	YTD New Clubs Count	YTD Cancelled Clubs Count	YTD Net Club Gain	Current Total Members Count	YTD Add	YTD Drop	YTD Net Growth	YTD Net Growth %	Member Count 12 Months Ago	Average Member Count Per Club	% of Clubs with less than 20 members	% No MMR in 3 Months	% No Officer Report in 12 Months	% of Clubs with balance 90+ days	Number of Clubs in Status Quo	% Status Quo Clubs in Financial Suspension	Number of Cancelled Clubs	Average Cancelled Club Age	Members Lost Due to Cancellation	% of Clubs Cancelled for Non-Financial Reasons
100	0	3	-3	2,648	195	209	-14	-0.53%	2,705	26	36%	54%	0%	0%	0	0%	3	64	25	100%

\* - P - Priority Club. Cancellation Reasons: 1-Objectives/conduct, 2-Non-active club, 5-Non-existing club, 6-Disbanding, 7-Merger, 8-Financial Suspension, 9-District/Multiple District Dues.

\*\* - Abbreviation: P-President, S-Secretary, T-Treasurer, M-Member Chairperson, VP-First Vice President, MC-Communications Chairperson, SC-Service Chairperson

\*\*\* - Abbreviation: N/R - Never reported using the Lions Clubs website, N/A - Not applicable, No password registered for the Lions Clubs website.

\*\*\*\* - Abbreviation: N - New, IP - Immediate Past, R - Repeat.



# Club Health Assessment for District 333 D through April 2025

			Status	Membership							Reports					Finance	LCIF
Club Number	Club Name	Charter Date		Current Member Count	YTD Members Added	YTD Members Dropped	YTD Net Growth	YTD Net Growth%	Member Count 12 Months Ago	Avg. length of service for dropped members	Months Since Last MMR ***	Yrs. Since Last Officer Report	President Rotation	Vice President Reported ****	Months Since Last Activity Report ***	Account Balance	Donations for current Fiscal Year
			Number of times on status quo within last two years	If below 15 members appears				If net loss is greater than 20% appears			If no report in 3 months appears in	When more than one year appears in	Number of repeat terms	Notes the officers that do not have an active	If no report at 12 months red		
Clubs more than two years old																	
25244	AGATSUMA	04/24/1972	Active	38	1	2	-1	-2.56%	40	40	2			P,S,T,VP,SC	9		\$2,197.68
62917	FUJIOKASHI	03/13/2000	Active	12	0	0	0	0.00%	12		11			VP,SC	1		\$244.88
34908	HARUNA	12/19/1977	Active	0	0	0	0	0.00%	0		22	2	None	P,S,T,M,VP SC	24+		
25283	ISESAKI	03/29/1964	Active	15	1	1	0	0.00%	18	52	4			S,T,M,VP,SC	6		\$620.05
Exc Award (06/30/2016)																	
25289	ISESAKI CHUO	03/30/1969	Active	17	3	2	1	6.25%	19	0	3			P,T,M,VP,SC	5		\$491.34
124256	Iseaki Kizuna	02/27/2015	Active	42	12	3	9	27.27%	37	5	2			P,T,M,VP,SC	0		\$2,528.18
Exc Award (06/30/2016)																	
48304	ISESAKI SAWA	03/21/1988	Active	44	2	7	-5	-10.20%	50	7	1			P,M,VP,SC	0		\$1,414.23
Exc Award (06/30/2016)																	
40967	KASAKAKE	02/22/1982	Active	60	3	0	3	5.26%	60		5			P,S,T,M,VP SC	1		\$6,754.06
Exc Award (06/30/2016)																	
25315	KIRYU CHUO	04/02/1968	Active	27	2	1	1	3.85%	26	1	0			N T,M,VP,SC	2		\$2,324.48
40968	KIRYU NISHI	02/22/1982	Active	25	0	5	-5	-16.67%	30	9	5			T,VP,SC	0		\$4,270.78
Exc Award (06/30/2016)																	
30297	KUNISADA L C	02/27/1975	Active	20	5	0	5	33.33%	15		3		None	P,S,T,M,VP SC	6		\$4,051.46
25323	MAEBASHI	03/25/1963	Active	76	5	1	4	5.56%	73	8	5			VP,SC	1		\$6,083.46
25324	MAEBASHI CHUO	04/07/1967	Active	111	2	6	-4	-3.48%	118	10	2			N T,SC	1		\$8,002.63
Exc Award (06/30/2017, 06/30/2018, 06/30/2020)																	
25325	MAEBASHI HIGASHI	08/08/1970	Active	25	1	2	-1	-3.85%	28	32	2			M,VP,SC	1		\$1,448.94
117793	MAEBASHI KITA	09/06/2012	Active	26	3	2	1	4.00%	25	1	3			VP,SC	1		\$427.52
25327	MAEBASHI SHIKISHIMA MINAMI	11/16/1971	Active	20	2	3	-1	-4.76%	19	7	1			N T,M,SC	4		
105357	MATSUIDA	04/24/2009	Cancelled(6*)	0	0	39	-39	-100.00%	39	9	4	1	None	P,S,T,M,VP SC	N/R		
55713	MINAKAMI	05/02/1994	Active	24	3	2	1	4.35%	24	16	0			P,S,T,VP,SC	1		\$687.10
Exc Award (06/30/2016)																	
25364	NUMATA TONE L C	06/08/1969	Active	47	3	1	2	4.44%	46	4	2			S,T,M,VP,SC	1		\$4,067.12





# Club Health Assessment for District 333 D through April 2025

			Status	Membership							Reports					Finance	LCIF
Club Number	Club Name	Charter Date		Current Member Count	YTD Members Added	YTD Members Dropped	YTD Net Growth	YTD Net Growth%	Member Count 12 Months Ago	Avg. length of service for dropped members	Months Since Last MMR ***	Yrs. Since Last Officer Report	President Rotation	Vice President Reported ****	Months Since Last Activity Report ***	Account Balance	Donations for current Fiscal Year
			Number of times on status quo within last two years	If below 15 members appears				If net loss is greater than 20% appears			If no report in 3 months appears in	When more than one year appears in	Number of repeat terms	Notes the officers that do not have an active	If no report at 12 months red		
Exc Award (06/30/2023)																	
25368	OMAMA	09/11/1964	Active	55	16	3	13	30.95%	42	1	0			N	P,T,M,VP,SC	7	\$4,320.63
25370	OTA	09/13/1962	Active	62	1	2	-1	-1.59%	64	4	0			N	M,SC	0	\$3,136.32
Exc Award (06/30/2023)																	
25369	OTA CHUO	11/08/1968	Active	39	2	2	0	0.00%	40	56	0			N	M,SC	4	\$12,762.81
32774	OTA HIGASHI	09/27/1976	Active	13	0	0	0	0.00%	13		11			N	M,VP,SC	6	\$181.26
Exc Award (06/30/2016)																	
42733	OTA NISHI	05/13/1983	Active	43	1	1	0	0.00%	49	7	3			N	M,SC	5	\$2,440.70
Exc Award (06/30/2016)																	
25374	SAKAI	04/09/1973	Active	30	2	0	2	7.14%	31		0				P,T,M,VP,SC	5	\$4,377.85
25387	SHIBUKAWA	12/14/1971	Active	65	3	29	-26	-28.57%	97	12	1				P,S,T,VP,SC	1	\$1,151.79
Exc Award (06/30/2017)																	
53936	SHIBUKAWA CHUO	12/28/1992	Active	34	3	2	1	3.03%	33	3	2				P,S,T,VP,SC	1	\$1,685.91
25392	TAKASAKI	06/30/1963	Active	118	4	4	0	0.00%	119	20	1			N	T	1	\$11,335.23
25403	TAKASAKI CHUO	11/22/1967	Active	70	6	1	5	7.69%	65	2	1			N	T,M	4	\$336.09
134691	Takasaki City	06/13/2018	Active	12	1	2	-1	-7.69%	13	7	2			N	M,SC	5	\$71.10
112087	TAKASAKI HIGASHI	08/22/2011	Active	34	0	5	-5	-12.82%	40	14	0		None		P,S,T,M,VP SC	5	\$1,996.37
Exc Award (06/30/2016)																	
25271	TAKASAKI KITA	09/18/1973	Active	58	6	2	4	7.41%	66	5	1				S,M,VP,SC	0	\$3,693.84
Exc Award (06/30/2023)																	
45631	TAKASAKI MIYAMA	12/02/1985	Active	48	2	9	-7	-12.73%	57	14	0				VP,SC	7	\$2,441.71
Exc Award (06/30/2016)																	
60110	TAKASAKI PEARL	11/18/1997	Active	9	1	1	0	0.00%	9	19	4			N	S,T	4	\$1,422.78
Exc Award (06/30/2019)																	
25421	TAKASAKI WADA	02/22/1970	Active	37	3	2	1	2.78%	43	10	1			N	T,M,SC	4	\$193.90
Exc Award (06/30/2019)																	
153458	Takasaki Yanagawa	01/16/2023	Active	14	1	8	-7	-33.33%	21	2	1				M,VP,SC	6	\$620.04
96509	TAKASAKIJO	03/14/2006	Active	26	1	0	1	4.00%	25		1			N	P,S,M,VP,SC	3	\$168.04



## Club Health Assessment for District 333 D through April 2025

			Status	Membership							Reports					Finance	LCIF
Club Number	Club Name	Charter Date		Current Member Count	YTD Members Added	YTD Members Dropped	YTD Net Growth	YTD Net Growth%	Member Count 12 Months Ago	Avg. length of service for dropped members	Months Since Last MMR ***	Yrs. Since Last Officer Report	President Rotation	Vice President Reported ****	Months Since Last Activity Report ***	Account Balance	Donations for current Fiscal Year
			Number of times on status quo within last two years	If below 15 members appears				If net loss is greater than 20% appears			If no report in 3 months appears in	When more than one year appears in	Number of repeat terms	Notes the officers that do not have an active	If no report at 12 months appears in red		
Exc Award (06/30/2022)																	
63896	TAMAMURAMACHI	01/16/2001	Active	50	1	1	0	0.00%	50	37	4			S,T,M,VP,SC	1		\$1,000.00
25417	TANO-FUJIOKA	08/17/1969	Active	23	0	2	-2	-8.00%	25	44	1		N	P,S,T,M,VP SC	5		\$303.47
Exc Award (06/30/2016, 06/30/2023)																	
25394	TATEBAYASHI	04/03/1963	Active	27	9	5	4	17.39%	25	12	1		N	P,M,VP,SC	6		\$367.32
Exc Award (06/30/2016)																	
25393	TATEBAYASHI CHUO	02/08/1972	Active	12	0	1	-1	-7.69%	14	26	0		N	P,S,T,M,SC	0		\$2,915.29
25429	TOMIOKA	05/24/1970	Active	64	2	6	-4	-5.88%	70	8	0		N	S,SC	0		\$5,872.18
Exc Award (06/30/2016, 06/30/2023)																	
25415	TSUMAGOI	02/27/1969	Active	23	1	1	0	0.00%	24	22	1			P,S,T,M,VP SC	0		\$2,109.02
25423	USUI ANNAKA L C	12/06/1970	Active	38	0	1	-1	-2.56%	40	12	4			M,VP,SC	8		\$1,986.77
50015	YABUZUKA	12/07/1989	Active	19	0	2	-2	-9.52%	23	21	1		N	S,T,M,VP,SC	6		\$1,426.51
25436	YOSHII	12/18/1973	Active	15	0	0	0	0.00%	16		0		3	N	S,T,M,VP,SC	1	

Clubs Cancelled Previous Fiscal Year – Clubs Cancelled within last 12 months may be reinstated

Club Number	Club Name	Charter Date	Current Status*	Cancellation Date
29821	ITAKURA	09/23/1974	Cancelled(6*)	06/29/2024
64597	TAKASAKI NEW CENTURY	07/12/2001	Cancelled(6*)	12/29/2023

Current Total Count	YTD New Clubs	YTD Cancelled Clubs	YTD Net Gain	Current Total Members	YTD Add	YTD Drop	YTD Net Growth	YTD Net Growth %	Member Count 12 Months Ago	Average Member Count Per Club	% of Clubs with less than 20 members	% No MMR in 3 Months	% No Officer Report in 12 Months	% of Clubs with balance 90+ days	Number of Clubs in Status Quo	% Status Quo Clubs in Financial Suspension	Number of Cancelled Clubs	Average Cancelled Club Age	Members Lost Due to Cancellation	% of Clubs Cancelled for Non-Financial Reasons
45	0	1	-1	1,667	114	169	-55	-3.19%	1,793	37	24%	31%	2%	0%	0	0%	1	88	39	100%

\* - P - Priority Club. Cancellation Reasons: 1-Objectives/conduct, 2-Non-active club, 5-Non-existing club, 6-Disbanding, 7-Merger, 8-Financial Suspension, 9-District/Multiple District Dues.

\*\* - Abbreviation: P-President, S-Secretary, T-Treasurer, M-Member Chairperson, VP-First Vice President, MC-Communications Chairperson, SC-Service Chairperson

\*\*\* - Abbreviation: N/R - Never reported using the Lions Clubs website, N/A - Not applicable, No password registered for the Lions Clubs website.

\*\*\*\* - Abbreviation: N - New, IP - Immediate Past, R - Repeat.



# Club Health Assessment for District 333 E through April 2025

			Status	Membership							Reports					Finance		LCIF
Club Number	Club Name	Charter Date		Current Member Count	YTD Members Added	YTD Members Dropped	YTD Net Growth	YTD Net Growth%	Member Count 12 Months Ago	Avg. length of service for dropped members	Months Since Last MMR ***	Yrs. Since Last Officer Report	President Rotation	Vice President Reported ****	Months Since Last Activity Report ***	Account Balance	Donations for current Fiscal Year	
			Number of times on status quo within last two years	If below 15 members appears				If net loss is greater than 20% appears			If no report in 3 months appears in	When more than one year appears in	Number of repeat terms	Notes the officers that do not have an active	If no report at 12 months appears in red			
Clubs less than two years old																		
157051	Tsukuba Young	01/11/2024	Active	68	33	2	31	83.78%	52	6	1		2	T,M,VP,SC	4		\$19,600.00	
Clubs more than two years old																		
25246	AMI	12/21/1971	Active	20	1	1	0	0.00%	21	41	3			N SC	15		\$5,000.02	
Exc Award (06/30/2023)																		
119780	Chikusei	06/22/2013	Active	54	3	1	2	3.85%	52	4	7			N M,SC	1		\$4,000.03	
Exc Award (06/30/2023)																		
25263	EDOSAKI	06/07/1969	Active	28	1	1	0	0.00%	28	8	0		2	M,VP,SC	0		\$840.02	
153903	Goka	03/14/2023	Active	19	0	0	0	0.00%	21		10			M,VP,SC	6		\$120.03	
25272	HITACHI	01/22/1962	Active	26	0	0	0	0.00%	33		1			N M	1		\$5,400.04	
Exc Award (06/30/2016)																		
34909	HITACHI CHUO	12/22/1977	Active	34	1	0	1	3.03%	33		0			M,VP,SC	2		\$5,400.15	
84814	HITACHI KIRARA	02/07/2005	Active	32	1	0	1	3.23%	31		0			N M,SC	1		\$3,000.07	
Exc Award (06/30/2016, 06/30/2024)																		
33490	HITACHI OGAWA L C	03/16/1977	Active	19	0	0	0	0.00%	19		9			M,VP,SC	3		\$1,300.00	
25274	HITACHI OMIYA L C	03/16/1968	Active	30	3	1	2	7.14%	29	57	1			N M,SC	1			
42140	HITACHI SAKURA	12/27/1982	Active	42	4	0	4	10.53%	38		5			M,VP,SC	2		\$1,560.06	
36784	HITACHIDAIGO L C	03/20/1979	Active	36	0	1	-1	-2.70%	41	33	5			M,VP,SC	4		\$640.06	
56373	HITACHINAKA BEST	12/28/1994	Active	43	1	2	-1	-2.27%	44	11	6			N M,SC	20		\$5,300.15	
25273	HITACHIOTA	06/10/1966	Active	46	1	0	1	2.22%	45		9			N M,SC	3		\$1,900.07	
35900	HITACHIYAMATO L C	06/13/1978	Active	26	1	1	0	0.00%	26	0	9			M,VP,SC	13			
Exc Award (06/30/2016)																		
33795	HOKOTA	04/05/1977	Active	56	1	0	1	1.82%	57		3			S,T,M,VP,SC	0		\$2,860.10	
41275	IBARAKI SAKAI	04/12/1982	Active	85	4	3	1	1.19%	86	14	3			M,VP,SC	6			
Exc Award (06/30/2017)																		
38935	IBARAKI YACHIYO L C	09/15/1980	Active	39	2	1	1	2.63%	37	44	2			M,VP,SC	6		\$540.10	
118806	IBARAKIHINUMA	02/20/2013	Active	46	0	0	0	0.00%	47		4			N M,SC	3			



# Club Health Assessment for District 333 E through April 2025

			Status	Membership							Reports					Finance	LCIF	
Club Number	Club Name	Charter Date		Current Member Count	YTD Members Added	YTD Members Dropped	YTD Net Growth	YTD Net Growth%	Member Count 12 Months Ago	Avg. length of service for dropped members	Months Since Last MMR ***	Yrs. Since Last Officer Report	President Rotation	Vice President Reported ****	Months Since Last Activity Report ***	Account Balance	Donations for current Fiscal Year	
			Number of times on status quo within last two years	If below 15 members appears				If net loss is greater than 20% appears			If no report in 3 months appears in	When more than one year appears in	Number of repeat terms		Notes the officers that do not have an active	If no report at 12 months appears in red		
41111	IBARAKISANWA	03/18/1982	Active	39	1	1	0	0.00%	45	43	1				M,VP,SC	0		\$2,950.01
Exc Award (06/30/2018)																		
25287	ISHIGE	10/25/1969	Active	23	1	4	-3	-11.54%	26	27	1				P,T,M,VP,SC	0		
25284	ISHIOKA	12/11/1966	Active	38	2	1	1	2.70%	37	2	0			N	SC	4		\$2,600.09
Exc Award (06/30/2016, 06/30/2022, 06/30/20																		
76003	ITAKO	06/30/2003	Active	101	2	2	0	0.00%	102	12	4			N	M,SC	7		
Exc Award (06/30/2016, 06/30/2017, 06/30/20																		
25286	IWAI	06/11/1968	Active	49	1	3	-2	-3.92%	57	23	6				VP,SC	2		\$7,000.10
Exc Award (06/30/2017, 06/30/2018, 06/30/20																		
25285	IWAMA	12/27/1972	Active	18	0	0	0	0.00%	18		9			N	M,SC	1		
25288	IWASE	05/17/1970	Active	36	1	2	-1	-2.70%	38	9	4			N	M,SC	16		\$1,540.07
98747	KAMISU	03/09/2007	Active	115	10	3	7	6.48%	109	8	1				M,VP,SC	1		\$6,036.14
Exc Award (06/30/2016, 06/30/2018, 06/30/20																		
25300	KASAMA	08/31/1973	Active	33	1	0	1	3.13%	34		9				M,VP,SC	14		\$500.02
Exc Award (06/30/2016)																		
25298	KASHIMA	03/16/1969	Active	140	5	6	-1	-0.71%	142	16	0				M,VP,SC	3		\$33,000.42
Exc Award (06/30/2016, 06/30/2024)																		
118464	KASUMIGAURA	12/17/2012	Active	82	0	0	0	0.00%	87		4				M,VP,SC	5		\$5,500.07
Exc Award (06/30/2018, 06/30/2021)																		
25306	KATSUTA	08/01/1964	Active	60	3	1	2	3.45%	60	7	6				M,VP,SC	1		\$15,800.11
Exc Award (06/30/2016, 06/30/2018, 06/30/20																		
36087	KATSUTA GREEN	09/18/1978	Active	15	1	1	0	0.00%	16	32	1			R	M,SC	2		\$2,200.03
104888	KITAIBARAKI SAKURA	03/04/2009	Active	16	18	29	-11	-40.74%	30	3	4				S,M,VP,SC	0		
25317	KOGA	01/20/1968	Active	35	3	3	0	0.00%	43	36	0				M,VP,SC	15		\$4,140.08
Exc Award (06/30/2018)																		
33985	KYOWA	05/31/1977	Active	22	0	4	-4	-15.38%	26	22	1				M,VP,SC	1		\$1,000.01
25329	MAKABE	02/29/1972	Active	40	1	0	1	2.56%	41		7		2	N	M,SC	0		\$700.15
59348	MIHO	04/08/1997	Active	26	1	4	-3	-10.34%	29	13	5				M,VP,SC	24+		\$1,000.00



# Club Health Assessment for District 333 E through April 2025

			Status	Membership							Reports					Finance	LCIF	
Club Number	Club Name	Charter Date		Current Member Count	YTD Members Added	YTD Members Dropped	YTD Net Growth	YTD Net Growth%	Member Count 12 Months Ago	Avg. length of service for dropped members	Months Since Last MMR ***	Yrs. Since Last Officer Report	President Rotation	Vice President Reported ****	Months Since Last Activity Report ***	Account Balance	Donations for current Fiscal Year	
			Number of times on status quo within last two years	If below 15 members appears				If net loss is greater than 20% appears			If no report in 3 months appears in	When more than one year appears in	Number of repeat terms	Notes the officers that do not have an active	If no report at 12 months appears in red			
29426	MINORI	05/31/1974	Active	20	0	0	0	0.00%	21		9		2	R	M,SC	7		\$300.01
	Exc Award (06/30/2017)																	
25332	MITO	06/11/1964	Active	62	2	3	-1	-1.59%	85	47	0				M,VP,SC	2		\$10,002.06
	Exc Award (06/30/2016)																	
25334	MITO AOI	01/30/1965	Active	91	5	5	0	0.00%	97	10	2			N	M,SC	4		\$15,800.36
	Exc Award (06/30/2018, 06/30/2021)																	
128767	Mito Cheerful	08/30/2016	Active	20	0	0	0	0.00%	22		10			N	M,VP,SC	1		\$400.07
25335	MITO HIGASHI	10/27/1972	Active	30	0	0	0	0.00%	30		0			N	T,M,SC	0		\$460.01
	Exc Award (06/30/2016)																	
36088	MITO KITA	09/29/1978	Active	17	2	1	1	6.25%	23	4	1				VP,SC	1		\$1,017.44
	Exc Award (06/30/2016, 06/30/2017)																	
33915	MITO MINAMI	05/18/1977	Active	27	1	1	0	0.00%	27	46	0			N	SC	0		\$3,200.05
	Exc Award (06/30/2016)																	
25333	MITO NISHI	02/28/1971	Active	66	3	0	3	4.76%	64		1			N	M,VP,SC	6		\$2,300.02
	Exc Award (06/30/2017, 06/30/2018)																	
32260	MITSUKAIDO	05/07/1976	Active	20	0	2	-2	-9.09%	38	25	2			N	M,SC	2		\$1,600.08
25340	MORIYA	11/20/1972	Active	67	2	1	1	1.52%	68	0	4			N	SC	1		\$2,989.00
25348	NAKA	07/28/1968	Active	24	5	0	5	26.32%	21		2				M,VP,SC	0		\$100.00
25347	NAKAMINATO	04/22/1967	Active	20	0	0	0	0.00%	20		9			N	M,SC	3		\$1,403.87
127036	Namegata	03/09/2016	Active	57	2	0	2	3.64%	54		7			N	M,SC	6		\$300.01
25365	OARAI	10/30/1965	Active	14	1	11	-10	-41.67%	25	10	2			N	T,M,VP,SC	0		\$1,220.00
25372	RYUGASAKI	01/21/1968	Active	72	3	3	0	0.00%	73	17	0				S,M,VP,SC	1		\$7,000.05
42141	RYUGASAKI KIKYO	12/27/1982	Active	26	0	2	-2	-7.14%	28	17	2				VP,SC	1		\$3,100.01
	Exc Award (06/30/2016, 06/30/2023)																	
56374	SHIMODATE SENIOR	12/28/1994	Active	13	0	8	-8	-38.10%	21	13	3				P,M,VP,SC	0		\$1,260.05
41276	SHIMODATE TOMOE	04/12/1982	Active	69	16	2	14	25.45%	59	9	2				M,VP,SC	2		\$1,000.00
46944	SHIMOTSUMA	02/13/1987	Active	42	1	0	1	2.44%	45		9				M,VP,SC	14		\$2,500.06



# Club Health Assessment for District 333 E through April 2025

			Status	Membership							Reports					Finance	LCIF
Club Number	Club Name	Charter Date		Current Member Count	YTD Members Added	YTD Members Dropped	YTD Net Growth	YTD Net Growth%	Member Count 12 Months Ago	Avg. length of service for dropped members	Months Since Last MMR ***	Yrs. Since Last Officer Report	President Rotation	Vice President Reported ****	Months Since Last Activity Report ***	Account Balance	Donations for current Fiscal Year
			Number of times on status quo within last two years	If below 15 members appears				If net loss is greater than 20% appears			If no report in 3 months appears in	When more than one year appears in	Number of repeat terms	Notes the officers that do not have an active	If no report at 12 months appears in red		
32850	SOWA	10/11/1976	Active	27	1	3	-2	-6.90%	40	15	4			N	M,SC	1	\$2,003.92
25404	TAKAHAGI	04/25/1967	Active	28	0	0	0	0.00%	29		10			N	M,SC	0	\$520.09
25397	TOKAI	04/04/1971	Active	52	9	4	5	10.64%	47	6	0			N	M,SC	1	\$5,500.06
Exc Award (06/30/2016)																	
48459	TONE	04/14/1988	Active	11	4	0	4	57.14%	8		8		3		M,VP,SC	3	
25414	TORIDE	03/30/1969	Active	95	10	1	9	10.47%	90	1	1				M,VP,SC	0	\$8,000.08
Exc Award (06/30/2019, 06/30/2024)																	
51533	TORIDE CHUOH	04/02/1991	Active	69	2	0	2	2.99%	74		1				M,VP,SC	0	\$1,200.12
Exc Award (06/30/2016)																	
35987	TORIDE OTONE	07/31/1978	Active	19	1	0	1	5.56%	21		6		2		M,VP,SC	0	\$1,380.05
25405	TSUCHIURA	12/10/1965	Active	80	11	5	6	8.11%	111	2	0				M,VP,SC	0	\$7,680.26
Exc Award (06/30/2023)																	
25411	TSUCHIURA KIJ0	02/09/1969	Active	27	3	22	-19	-41.30%	49	11	1			N	SC	9	\$2,400.05
35663	TSUCHIURA KITA	05/18/1978	Active	112	4	44	-40	-26.32%	178	7	4				M,VP,SC	0	\$34,700.01
Exc Award (06/30/2016)																	
137533	Tsuchiura Sora	03/19/2019	Active	33	12	4	8	32.00%	25	2	1			N	M,VP,SC	13	\$2,399.95
25419	TSUCHIURA TAMAKI	12/06/1973	Active	99	3	5	-2	-1.98%	123	18	3		2		M,VP,SC	2	\$1,000.01
25410	TSUKUBA	06/21/1968	Active	124	6	3	3	2.48%	133	3	0				M,VP,SC	0	\$12,100.14
Exc Award (06/30/2018, 06/30/2019, 06/30/20)																	
35462	TSUKUBA CHUO	04/18/1978	Active	69	0	16	-16	-18.82%	89	9	0			N	M,SC	0	\$1,000.00
149745	Tsukuba Hope	01/31/2022	Active	23	1	1	0	0.00%	24	2	0			N	S,M,SC	6	\$3,100.14
51534	TSUKUBA NISHI	04/01/1991	Active	32	2	3	-1	-3.03%	34	2	2			N	M,SC	4	\$1,900.00
100659	TSUKUBA OAK	11/26/2007	Active	86	5	2	3	3.61%	90	4	0			N	M,SC	0	\$11,969.13
Exc Award (06/30/2017, 06/30/2023)																	
128202	Tsukuba Owl	07/01/2016	Active	83	8	7	1	1.22%	81	5	1				M,VP,SC	5	\$9,700.22
144724	Tsukuba Shiho	12/29/2020	Active	27	2	5	-3	-10.00%	34	4	2				M,VP,SC	3	\$900.02
Exc Award (06/30/2022)																	



## Club Health Assessment for District 333 E through April 2025

Club Number	Club Name	Charter Date	Status	Membership							Reports					Finance	LCIF
				Current Member Count	YTD Members Added	YTD Members Dropped	YTD Net Growth	YTD Net Growth%	Member Count 12 Months Ago	Avg. length of service for dropped members	Months Since Last MMR ***	Yrs. Since Last Officer Report	President Rotation	Vice President Reported ****	Months Since Last Activity Report ***	Account Balance	Donations for current Fiscal Year
			Number of times on status quo within last two years	If below 15 members appears				If net loss is greater than 20% appears			If no report in 3 months appears	When more than one year appears in	Number of repeat terms	Notes the officers that do not have an active	If no report at 12 months appears in red		
58674	TSUKUBAMIRAI	09/03/1996	Active	41	0	3	-3	-6.82%	44	23	0			M,VP,SC	0		\$5,600.02
36275	UCHIHARA	11/27/1978	Active	7	0	2	-2	-22.22%	9	24	8		2	P,S,M,VP,SC	2		\$100.01
25412	USHIKU-KUKIZAKI	10/24/1970	Active	97	6	6	0	0.00%	100	7	0			N,SC	6		\$35,000.35
25432	YASATO	10/20/1968	Active	16	0	0	0	0.00%	16		10			N,T,M,SC	1		\$1,200.06

Clubs Cancelled Previous Fiscal Year – Clubs Cancelled within last 12 months may be reinstated

Club Number	Club Name	Charter Date	Current Status*	Cancellation Date
84946	HITACHI BOUQUET	02/23/2005	Cancelled(6*)	06/29/2024
25381	SHIMODATE	02/25/1968	Cancelled(6*)	06/29/2024

Current Total Clubs Count	YTD New Clubs Count	YTD Cancelled Clubs Count	YTD Net Club Gain	Current Total Members Count	YTD Add	YTD Drop	YTD Net Growth	YTD Net Growth %	Member Count 12 Months Ago	Average Member Count Per Club	% of Clubs with less than 20 members	% No MMR in 3 Months	% No Officer Report in 12 Months	% of Clubs with balance 90+ days	Number of Clubs in Status Quo	% Status Quo Clubs in Financial Suspension	Number of Cancelled Clubs	Average Cancelled Club Age	Members Lost Due to Cancellation	% of Clubs Cancelled for Non-Financial Reasons
79	0	0	0	3,651	241	253	-12	-0.33%	3,950	46	15%	47%	0%	0%	0	0%	0	0	0	0%

\* - P - Priority Club. Cancellation Reasons: 1-Objectives/conduct, 2-Non-active club, 5-Non-existing club, 6-Disbanding, 7-Merger, 8-Financial Suspension, 9-District/Multiple District Dues.

\*\* - Abbreviation: P-President, S-Secretary, T-Treasurer, M-Member Chairperson, VP-First Vice President, MC-Communications Chairperson, SC-Service Chairperson

\*\*\* - Abbreviation: N/R - Never reported using the Lions Clubs website, N/A - Not applicable, No password registered for the Lions Clubs website.

\*\*\*\* - Abbreviation: N - New, IP - Immediate Past, R - Repeat.





# Club Health Assessment for District 334 A through April 2025

			Status	Membership							Reports					Finance		LCIF
Club Number	Club Name	Charter Date		Current Member Count	YTD Members Added	YTD Members Dropped	YTD Net Growth	YTD Net Growth%	Member Count 12 Months Ago	Avg. length of service for dropped members	Months Since Last MMR ***	Yrs. Since Last Officer Report	President Rotation	Vice President Reported ****	Months Since Last Activity Report ***	Account Balance	Donations for current Fiscal Year	
			Number of times on status quo within last two years	If below 15 members appears				If net loss is greater than 20% appears			If no report in 3 months appears in	When more than one year appears in	Number of repeat terms	Notes the officers that do not have an active	If no report at 12 months appears in red			
Clubs less than two years old																		
157751	Nagoya Frontier No Kaigo	03/27/2024	Active	20	0	0	0	0.00%	20		13		2	M,VP,SC	N/A		\$2,000.10	
181275	Tahara Fujitsu	03/26/2025	Newly Chartered	43	43	0	43	100.00%	0		1			M,VP,SC	N/A			
Clubs more than two years old																		
34072	AICHI CHUO L C	06/08/1977	Active	26	1	0	1	4.00%	27		3			VP,SC	2		\$3,828.09	
Exc Award (06/30/2016, 06/30/2017)																		
103790	AICHI EMERALD	10/10/2008	Active	42	2	4	-2	-4.55%	45	9	1			M,VP,SC	2		\$5,540.04	
Exc Award (06/30/2017, 06/30/2024)																		
78054	AICHI GRACE	01/13/2004	Active	12	1	0	1	9.09%	13		9			T,VP,SC	19		\$1,425.20	
67403	AICHI HIMAWARI	03/11/2003	Cancelled(6*)	0	0	3	-3	-100.00%	5	18	8		None	P,S,T,M,VP SC	24+			
24791	AICHI HONOKUNI	12/20/1961	Active	41	0	0	0	0.00%	42		10			N	T,SC	3	\$801.20	
Exc Award (06/30/2020)																		
96903	AICHI SAKURA	04/10/2006	Active	48	0	1	-1	-2.04%	49	18	3			N	M,SC	16	\$24,472.43	
Exc Award (06/30/2017, 06/30/2021)																		
130812	Aichi Y.C.E.	04/26/2017	Active	4	0	3	-3	-42.86%	7	8	1		2	T,M,VP,SC	3		\$19.94	
24764	AISAI	09/27/1970	Active	57	4	5	-1	-1.72%	59	8	1			VP,SC	0		\$4,445.92	
Exc Award (06/30/2016, 06/30/2020, 06/30/2024)																		
24661	AMA	07/18/1969	Active	48	0	3	-3	-5.88%	52	14	1			N	M,SC	0	\$3,412.07	
Exc Award (06/30/2019, 06/30/2022)																		
24663	ANJYO	11/17/1961	Active	32	4	3	1	3.23%	32	39	0			VP,SC	0		\$7,450.13	
24662	ANJYO MINAMI	07/20/1967	Active	57	1	0	1	1.79%	64		1			VP,SC	13		\$8,296.60	
Exc Award (06/30/2021)																		
24669	CHIRYU	04/25/1964	Active	67	4	2	2	3.08%	68	16	2			VP,SC	2		\$20,908.98	
Exc Award (06/30/2022, 06/30/2023)																		
24670	CHITA	11/25/1963	Active	36	2	4	-2	-5.26%	41	19	0			VP,SC	0		\$9,380.96	
Exc Award (06/30/2022)																		
109487	CHITA SOUTHERN SENIOR	10/11/2010	Active	11	0	2	-2	-15.38%	22	17	4			N	T,M,SC	13	\$1,982.12	



# Club Health Assessment for District 334 A through April 2025

			Status	Membership							Reports					Finance	LCIF
Club Number	Club Name	Charter Date		Current Member Count	YTD Members Added	YTD Members Dropped	YTD Net Growth	YTD Net Growth%	Member Count 12 Months Ago	Avg. length of service for dropped members	Months Since Last MMR ***	Yrs. Since Last Officer Report	President Rotation	Vice President Reported ****	Months Since Last Activity Report ***	Account Balance	Donations for current Fiscal Year
			Number of times on status quo within last two years	If below 15 members appears				If net loss is greater than 20% appears			If no report in 3 months appears in	When more than one year appears in	Number of repeat terms	Notes the officers that do not have an active	If no report at 12 months appears in red		
24675	GAMAGORI	10/30/1961	Active	74	10	3	7	10.45%	65	6	0			R SC	0		\$9,464.35
49281	GAMAGORI MARIN	03/06/1989	Active	31	4	4	0	0.00%	33	16	0		2	T,VP,SC	13		\$54,113.37
24680	HANDA	11/18/1960	Active	58	3	2	1	1.75%	65	37	0			N SC	0		\$14,167.48
	Exc Award (06/30/2016, 06/30/2020, 06/30/2020)																
24681	HEKINAN	12/12/1964	Active	77	4	5	-1	-1.28%	79	17	0			N T,M,VP,SC	16		\$15,206.30
	Exc Award (06/30/2017)																
24685	ICHINOMIYA	10/16/1956	Active	261	14	15	-1	-0.38%	261	4	0			N	2		\$42,396.87
	Exc Award (06/30/2016, 06/30/2017, 06/30/2020)																
36949	ICHINOMIYA HIGASHI	04/06/1979	Active	67	7	2	5	8.06%	72	14	3			N	6		\$5,419.57
	Exc Award (06/30/2016, 06/30/2018, 06/30/2020)																
24689	ICHINOMIYA NAKA	05/12/1961	Active	30	0	1	-1	-3.23%	33	3	1			N	6		\$5,668.11
	Exc Award (06/30/2017, 06/30/2019, 06/30/2020)																
24691	ICHINOMIYA SOUTH	11/10/1958	Active	39	6	11	-5	-11.36%	52	10	0			N M,SC	0		\$1,551.32
	Exc Award (06/30/2018, 06/30/2020)																
24688	INAZAWA	06/02/1963	Active	32	5	6	-1	-3.03%	34	20	0			VP,SC	0		\$3,474.11
	Exc Award (06/30/2017, 06/30/2018)																
41634	INAZAWA MIDORI	06/23/1982	Active	51	4	1	3	6.25%	50	47	2			N M,SC	1		\$3,872.10
	Exc Award (06/30/2017, 06/30/2019)																
24690	INUYAMA	09/22/1962	Active	56	1	2	-1	-1.75%	58	27	7			N S,T,M,VP,SC	18		\$6,142.23
	Exc Award (06/30/2022)																
50277	IWAKURA	03/07/1990	Active	16	3	2	1	6.67%	23	21	0			N M,SC	1		\$2,061.10
24698	KANIE	06/23/1963	Active	17	1	2	-1	-5.56%	19	4	2			S,VP,SC	1		\$848.14
	Exc Award (06/30/2017, 06/30/2022)																
24700	KARIYA	02/07/1965	Active	84	13	2	11	15.07%	71	3	0			VP,SC	3		\$30,816.46
	Exc Award (06/30/2016, 06/30/2018, 06/30/2020)																
24696	KARIYA KINUURA	06/01/1970	Cancelled(6*)	0	0	12	-12	-100.00%	13	15	1		None	P,S,T,M,VP SC	2		\$1,293.53
24701	KASUGAI	01/10/1963	Active	53	2	2	0	0.00%	57	5	3			N M,SC	2		\$6,397.26
	Exc Award (06/30/2016, 06/30/2017, 06/30/2020)																



# Club Health Assessment for District 334 A through April 2025

			Status	Membership							Reports					Finance		LCIF
Club Number	Club Name	Charter Date		Current Member Count	YTD Members Added	YTD Members Dropped	YTD Net Growth	YTD Net Growth%	Member Count 12 Months Ago	Avg. length of service for dropped members	Months Since Last MMR ***	Yrs. Since Last Officer Report	President Rotation	Vice President Reported ****	Months Since Last Activity Report ***	Account Balance	Donations for current Fiscal Year	
			Number of times on status quo within last two years	If below 15 members appears				If net loss is greater than 20% appears			If no report in 3 months appears in	When more than one year appears in	Number of repeat terms	Notes the officers that do not have an active	If no report at 12 months red			
36276	KASUGAI CHUO	11/06/1978	Active	97	10	3	7	7.78%	89	4	2			N	M,SC	13	\$21,492.56	
	Exc Award (06/30/2016, 06/30/2017, 06/30/2018)																	
56160	KASUGAI KEYAKI	10/18/1994	Active	40	2	5	-3	-6.98%	45	10	3			N	SC	24+	\$8,947.31	
	Exc Award (06/30/2020)																	
101976	KASUGAI SAKURA	05/02/2008	Active	34	2	0	2	6.25%	37		0			N	SC	1	\$3,876.86	
	Exc Award (06/30/2016)																	
24703	KIRA	06/17/1962	Active	46	0	1	-1	-2.13%	46	26	3			N	SC	0	\$9,902.54	
	Exc Award (06/30/2018, 06/30/2022, 06/30/2023)																	
24707	KOMAKI	11/22/1962	Active	79	6	1	5	6.76%	69	5	0			N	VP,SC	1	\$16,117.68	
	Exc Award (06/30/2016, 06/30/2017, 06/30/2018)																	
24709	KONAN	03/24/1959	Active	107	0	7	-7	-6.14%	116	14	2				VP,SC	4	\$3,879.39	
	Exc Award (06/30/2018)																	
24710	KOTA	05/22/1966	Active	5	0	0	0	0.00%	6		11		5	R	M,VP,SC	15	\$379.23	
24717	MIHAMA	11/28/1964	Active	48	0	0	0	0.00%	50		1			N	M,SC	1	\$13,506.82	
	Exc Award (06/30/2017, 06/30/2018, 06/30/2019)																	
24718	MINAMICHITA	04/01/1965	Active	46	3	3	0	0.00%	48	27	3				VP,SC	1	\$9,501.18	
	Exc Award (06/30/2017, 06/30/2024)																	
24721	MIYOSHI AICHI	01/10/1965	Active	51	7	2	5	10.87%	47	21	1			N	SC	2	\$9,292.08	
	Exc Award (06/30/2016, 06/30/2017, 06/30/2018)																	
24729	NAGOYA	08/10/1954	Active	42	6	2	4	10.53%	39	12	0			N	T,M,VP,SC	9	\$6,105.18	
	Exc Award (06/30/2017, 06/30/2021, 06/30/2022)																	
24731	NAGOYA AOI	06/23/1965	Active	53	4	2	2	3.92%	51	16	0			N	SC	1	\$13,095.71	
	Exc Award (06/30/2019)																	
24730	NAGOYA ATSUTA	04/01/1965	Active	35	2	0	2	6.06%	34		2				VP,SC	3	\$7,761.82	
	Exc Award (06/30/2016, 06/30/2018, 06/30/2019)																	
55185	NAGOYA CHIKUSA	01/05/1994	Active	26	2	5	-3	-10.34%	30	13	3				M,VP,SC	2	\$9,224.16	
	Exc Award (06/30/2018, 06/30/2019, 06/30/2020)																	
116236	NAGOYA CITY	03/05/2012	Active	27	0	0	0	0.00%	29		6			N	SC	N/A	\$5,815.64	
	Exc Award (06/30/2016, 06/30/2020, 06/30/2021)																	




# Club Health Assessment for District 334 A through April 2025

			Status	Membership							Reports					Finance	LCIF	
Club Number	Club Name	Charter Date		Current Member Count	YTD Members Added	YTD Members Dropped	YTD Net Growth	YTD Net Growth%	Member Count 12 Months Ago	Avg. length of service for dropped members	Months Since Last MMR ***	Yrs. Since Last Officer Report	President Rotation	Vice President Reported ****	Months Since Last Activity Report ***	Account Balance	Donations for current Fiscal Year	
			Number of times on status quo within last two years	If below 15 members appears				If net loss is greater than 20% appears			If no report in 3 months appears in	When more than one year appears in	Number of repeat terms	Notes the officers that do not have an active	If no report at 12 months appears in red			
24732	NAGOYA EAST	09/02/1959	Active	43	0	2	-2	-4.44%	50	12	1			N	T,SC	2		\$4,625.05
Exc Award (06/30/2016, 06/30/2018)																		
153958	Nagoya Frontier	03/30/2023	Active	12	1	4	-3	-20.00%	28	2	0				M,VP,SC	12		\$369.05
24742	NAGOYA HIGASHIYAMA	01/07/1966	Active	34	0	3	-3	-8.11%	39	30	4				M,VP,SC	2		\$3,597.58
Exc Award (06/30/2019)																		
33613	NAGOYA HONMARU	03/31/1977	Active	41	8	1	7	20.59%	34	3	0				VP,SC	13		\$11,080.28
Exc Award (06/30/2016)																		
68675	NAGOYA HORIKAWA	04/23/2003	Active	40	3	1	2	5.26%	45	12	2			N	M,SC	7		\$751.44
30218	NAGOYA JOHOKU	02/05/1975	Active	36	0	1	-1	-2.70%	37	7	4				VP,SC	1		\$1,540.80
Exc Award (06/30/2016)																		
24740	NAGOYA JOTO	01/17/1969	Active	21	1	1	0	0.00%	23	1	4				T,M,VP,SC	0		\$2,284.29
46129	NAGOYA KUSUNOKI	04/08/1986	Active	22	1	2	-1	-4.35%	25	17	1			N	M,SC	6		\$4,187.99
24734	NAGOYA MEIJYO	10/26/1961	Active	38	1	7	-6	-13.64%	48	16	2				M,VP,SC	6		\$5,804.83
Exc Award (06/30/2018, 06/30/2019)																		
57310	NAGOYA MEINAN	08/30/1995	Active	37	1	2	-1	-2.63%	41	10	4			N	SC	1		\$1,990.60
Exc Award (06/30/2017, 06/30/2018)																		
30136	NAGOYA MEITO	01/16/1975	Active	28	6	7	-1	-3.45%	25	20	1				P,T,M,VP,SC	0		\$2,553.17
Exc Award (06/30/2024)																		
38766	NAGOYA MIDORI	06/17/1980	Active	23	1	1	0	0.00%	26	31	0			N	T,M,SC	2		\$3,728.44
24736	NAGOYA MINATO	09/06/1961	Active	32	0	7	-7	-17.95%	40	21	1				VP,SC	10		\$2,943.98
127108	Nagoya MJF	03/23/2016	Active	22	0	2	-2	-8.33%	24	11	0				M,VP,SC	8		\$10,431.79
24737	NAGOYA MORIYAMA	01/11/1963	Active	25	0	2	-2	-7.41%	28	21	7				M,VP,SC	2		\$609.11
Exc Award (06/30/2019, 06/30/2020)																		
24738	NAGOYA NAKA	01/22/1964	Active	24	1	0	1	4.35%	26		0			N	M,SC	1		\$1,541.07
47205	NAGOYA NAKAGAWA	04/06/1987	Active	16	1	0	1	6.67%	15		0			N	SC	1		\$2,521.40
24741	NAGOYA NAKAMURA	04/16/1973	Active	186	73	2	71	61.74%	117	4	1			N	S,SC	6		\$16,615.54
Exc Award (06/30/2017, 06/30/2018, 06/30/2020)																		
55383	NAGOYA SAKAE	03/03/1994	Active	57	0	6	-6	-9.52%	65	6	2			N	SC	4		\$4,384.25




# Club Health Assessment for District 334 A through April 2025

			Status	Membership							Reports					Finance	LCIF
Club Number	Club Name	Charter Date		Current Member Count	YTD Members Added	YTD Members Dropped	YTD Net Growth	YTD Net Growth%	Member Count 12 Months Ago	Avg. length of service for dropped members	Months Since Last MMR ***	Yrs. Since Last Officer Report	President Rotation	Vice President Reported ****	Months Since Last Activity Report ***	Account Balance	Donations for current Fiscal Year
			Number of times on status quo within last two years	If below 15 members appears				If net loss is greater than 20% appears			If no report in 3 months appears in	When more than one year appears in	Number of repeat terms	Notes the officers that do not have an active	If no report at 12 months appears in red		
Exc Award (06/30/2019, 06/30/2021, 06/30/2023)	61360 NAGOYA SENIOR	12/15/1998	Active	27	4	10	-6	-18.18%	35	2	2			N	SC	17	\$1,405.68
Exc Award (06/30/2023)	24739 NAGOYA SOUTH	07/17/1957	Active	10	0	0	0	0.00%	13		10		4		VP,SC	2	\$175.33
Exc Award (06/30/2017)	24744 NAGOYA TAIKO	06/07/1963	Active	82	13	0	13	18.84%	73		0				M,VP,SC	1	\$19,391.04
Exc Award (06/30/2016, 06/30/2017, 06/30/2022)	24743 Nagoya Tenpaku	03/16/1972	Active	3	0	0	0	0.00%	4		9		4		S,T,M,VP,SC	24+	\$179.21
Exc Award (06/30/2019)	24728 NAGOYA TOKUGAWA	06/24/1969	Active	17	3	0	3	21.43%	14		1				M,VP,SC	5	\$5,522.42
	24745 NAGOYA WEST	09/01/1959	Active	155	7	12	-5	-3.13%	159	9	0			N		8	\$95,550.78
Exc Award (06/30/2016, 06/30/2018, 06/30/2022)	24748 NISHIO	08/18/1963	Active	75	7	2	5	7.14%	77	14	2				T,VP,SC	1	\$6,934.40
Exc Award (06/30/2020, 06/30/2022)	31767 NISHIO HIGASHI	02/24/1976	Active	79	3	1	2	2.60%	73	6	1				T,VP,SC	0	\$6,865.05
Exc Award (06/30/2016, 06/30/2022, 06/30/2024)	38394 NIWA L C	04/22/1980	Active	89	3	1	2	2.30%	86	45	1			N	SC	7	\$15,656.86
Exc Award (06/30/2017, 06/30/2021, 06/30/2023)	24751 OBU	05/23/1972	Active	59	7	0	7	13.46%	64		2				VP,SC	0	\$15,287.14
	24757 OKAZAKI	09/25/1959	Active	73	5	2	3	4.29%	71	22	0			N	SC	13	\$18,004.14
Exc Award (06/30/2017, 06/30/2021, 06/30/2023)	24755 OKAZAKI AOI	03/05/1970	Active	60	4	2	2	3.45%	62	35	0			N	T,SC	0	\$8,626.97
Exc Award (06/30/2016, 06/30/2023)	46795 OKAZAKI FOREST	12/08/1986	Active	15	0	1	-1	-6.25%	16	38	3			N	T,M,SC	0	\$5,072.34
Exc Award (06/30/2023, 06/30/2024)	24758 OKAZAKI MINAMI	04/09/1964	Active	106	4	4	0	0.00%	110	2	1			N	SC	7	\$19,321.65
Exc Award (06/30/2017, 06/30/2020, 06/30/2022)	109529 OKAZAKI QUEST	10/25/2010	Active	10	0	0	0	0.00%	10		9			N	T,M,SC	13	\$3,964.05
Exc Award (06/30/2017)																	



# Club Health Assessment for District 334 A through April 2025

			Status	Membership							Reports					Finance	LCIF	
Club Number	Club Name	Charter Date		Current Member Count	YTD Members Added	YTD Members Dropped	YTD Net Growth	YTD Net Growth%	Member Count 12 Months Ago	Avg. length of service for dropped members	Months Since Last MMR ***	Yrs. Since Last Officer Report	President Rotation	Vice President Reported ****	Months Since Last Activity Report ***	Account Balance	Donations for current Fiscal Year	
			Number of times on status quo within last two years	If below 15 members appears					If net loss is greater than 20% appears			If no report in 3 months appears in	When more than one year appears in	Number of repeat terms	Notes the officers that do not have an active	If no report at 12 months appears in red		
24759	OKAZAKI TATSUKI	11/20/1972	Active	42	0	2	-2	-4.55%	45	19	2				VP,SC	3		\$12,696.31
24760	OWARIASAH	02/24/1971	Active	71	2	2	0	0.00%	73	15	4				VP,SC	7		\$9,389.37
Exc Award (06/03/2016, 06/30/2018, 06/30/20																		
24769	SETO	05/17/1960	Active	42	1	2	-1	-2.33%	44	57	0				T,M,VP,SC	0		\$1,686.42
24775	SHINSHIRO	09/27/1960	Active	45	8	7	1	2.27%	44	21	1				S,T,M,VP,SC	0		\$4,854.03
38528	TAKAHAMA	05/06/1980	Active	25	2	0	2	8.70%	24		3				P,VP,SC	2		\$1,856.98
Exc Award (06/30/2018, 06/30/2021)																		
31728	TAKETOYO	02/27/1976	Active	51	0	2	-2	-3.77%	54	10	0			N	SC	1		\$6,106.80
Exc Award (06/30/2017, 06/30/2018, 06/30/20																		
24784	TOKAI	05/23/1972	Active	93	1	3	-2	-2.11%	99	12	1			N	SC	2		\$9,983.22
Exc Award (06/30/2018, 06/30/2022, 06/30/20																		
24786	TOKONAME	03/25/1957	Active	55	0	1	-1	-1.79%	45	2	4				M,VP,SC	1		\$8,639.85
Exc Award (06/30/2019, 06/30/2024)																		
24788	TOYOHASHI	11/18/1957	Active	99	20	5	15	17.86%	88	7	0			N		6		\$38,633.21
Exc Award (06/30/2022)																		
43187	TOYOHASHI CHIGIRI	11/30/1983	Active	41	4	2	2	5.13%	40	10	0			N	T,VP,SC	3		\$11,027.64
Exc Award (06/30/2017, 06/30/2020, 06/30/20																		
34795	TOYOHASHI KITA	12/05/1977	Active	28	0	2	-2	-6.67%	28	3	1			N	M,SC	4		\$6,773.63
24789	TOYOHASHI MINAMI	03/17/1959	Active	90	2	5	-3	-3.23%	99	10	1			N	SC	2		\$11,843.82
Exc Award (06/30/2016, 06/30/2017, 06/30/20																		
34574	TOYOHASHI MINATO	10/24/1977	Active	73	5	2	3	4.29%	68	7	0			N	SC	4		\$6,322.36
Exc Award (06/30/2016, 06/30/2017, 06/30/20																		
43188	TOYOHASHI NAKA	11/30/1983	Active	69	62	26	36	109.09%	34	0	1			N	T,M,SC	1		\$8,819.71
24790	TOYOHASHI NISHI	05/11/1971	Active	23	0	2	-2	-8.00%	35	18	0				T,M,VP,SC	0		\$5,888.05
68654	TOYOHASHI SENIOR	04/23/2003	Active	19	0	0	0	0.00%	19		12			R	SC	11		\$1,914.94
24793	TOYOKAWA	12/15/1962	Active	40	2	3	-1	-2.44%	48	34	4			N	SC	1		\$7,117.12
Exc Award (06/30/2018, 06/30/2023)																		
24795	TOYOKAWA NAKA	06/29/1971	Active	45	2	0	2	4.65%	46		2			N	SC	1		\$7,849.27



## Club Health Assessment for District 334 A through April 2025

			Status	Membership							Reports					Finance	LCIF
Club Number	Club Name	Charter Date		Current Member Count	YTD Members Added	YTD Members Dropped	YTD Net Growth	YTD Net Growth%	Member Count 12 Months Ago	Avg. length of service for dropped members	Months Since Last MMR ***	Yrs. Since Last Officer Report	President Rotation	Vice President Reported ****	Months Since Last Activity Report ***	Account Balance	Donations for current Fiscal Year
			Number of times on status quo within last two years	If below 15 members appears				If net loss is greater than 20% appears			If no report in 3 months appears in	When more than one year appears in	Number of repeat terms	Notes the officers that do not have an active	If no report at 12 months appears in red		
Exc Award (06/30/2017, 06/30/2020, 06/30/2024)																	
24787	TOYOTA	04/04/1961	Active	36	2	6	-4	-10.00%	42	18	3			N	SC	2	\$7,607.24
24798	TOYOTA KAMO	03/23/1970	Active	18	0	0	0	0.00%	18		12			N	VP,SC	6	\$475.22
24794	TOYOTA MINAMI	01/29/1967	Active	43	0	1	-1	-2.27%	50	32	2				T,VP,SC	1	\$5,931.24
Exc Award (06/30/2018)																	
52140	TOYOTA RENAISSANCE	11/04/1991	Active	73	1	1	0	0.00%	73	1	4			N	SC	0	\$15,880.63
Exc Award (06/30/2017, 06/30/2019, 06/30/2024)																	
30385	TOYOTA TOMEI	03/11/1975	Active	51	1	1	0	0.00%	53	1	3			N		1	\$10,100.91
Exc Award (06/30/2020, 06/30/2024)																	
24792	TSUSHIMA	06/23/1962	Active	46	5	3	2	4.55%	52	5	1			N	T	0	\$3,440.14
Exc Award (06/30/2016, 06/30/2019, 06/30/2024)																	
24801	YATOMI	06/23/1963	Active	88	7	1	6	7.32%	83	0	4			N	M,VP,SC	0	\$5,266.76
Exc Award (06/30/2017, 06/30/2018, 06/30/2024)																	

Clubs Cancelled Previous Fiscal Year – Clubs Cancelled within last 12 months may be reinstated

Club Number	Club Name	Charter Date	Current Status*	Cancellation Date
64132	TOYOTA SENIOR	04/04/2001	Cancelled(6*)	06/29/2024

Current Total Clubs Count	YTD New Clubs Count	YTD Cancelled Clubs Count	YTD Net Club Gain	Current Total Members Count	YTD YTD Add	YTD YTD Drop	YTD Net Growth	YTD Net Growth %	Member Count 12 Months Ago	Average Member Count Per Club	% of Clubs with less than 20 members	% No MMR in 3 Months	% No Officer Report in 12 Months	% of Clubs with balance 90+ days	Number of Clubs in Status Quo	% Status Quo Clubs in Financial Suspension	Number of Cancelled Clubs	Average Cancelled Club Age	Members Lost Due to Cancellation	% of Clubs Cancelled for Non-Financial Reasons
104	1	2	-1	5,129	468	298	170	3.43%	5,174	49	14%	33%	0%	0%	0	0%	2	50	15	100%

\* - P - Priority Club. Cancellation Reasons: 1-Objectives/conduct, 2-Non-active club, 5-Non-existing club, 6-Disbanding, 7-Merger, 8-Financial Suspension, 9-District/Multiple District Dues.

\*\* - Abbreviation: P-President, S-Secretary, T-Treasurer, M-Member Chairperson, VP-First Vice President, MC-Communications Chairperson, SC-Service Chairperson

\*\*\* - Abbreviation: N/R - Never reported using the Lions Clubs website, N/A - Not applicable, No password registered for the Lions Clubs website.

\*\*\*\* - Abbreviation: N - New, IP - Immediate Past, R - Repeat.





# Club Health Assessment for District 334 B through April 2025

			Status	Membership							Reports					Finance		LCIF
Club Number	Club Name	Charter Date		Current Member Count	YTD Members Added	YTD Members Dropped	YTD Net Growth	YTD Net Growth%	Member Count 12 Months Ago	Avg. length of service for dropped members	Months Since Last MMR ***	Yrs. Since Last Officer Report	President Rotation	Vice President Reported ****	Months Since Last Activity Report ***	Account Balance	Donations for current Fiscal Year	
			Number of times on status quo within last two years	If below 15 members appears				If net loss is greater than 20% appears			If no report in 3 months appears in	When more than one year appears in	Number of repeat terms	Notes the officers that do not have an active	If no report at 12 months appears in red			
Clubs less than two years old																		
156857	Gifu Daytona	02/24/2024	Active	44	4	3	1	2.33%	42	1	2		2	N	0		\$313.42	
181020	Gifu University of Medical Science	03/13/2025	Newly Chartered	20	20	0	20	100.00%	0		1			T,M,VP,SC	N/A			
Clubs more than two years old																		
25134	ENA	07/23/1963	Active	52	0	3	-3	-5.45%	57	19	2		None	N	P,T,VP	1	\$3,999.95	
Exc Award (06/30/2019, 06/30/2020, 06/30/2021)																		
40724	ENA MINAMI	12/07/1981	Active	16	2	0	2	14.29%	14		9			N	1		\$486.50	
Exc Award (06/30/2018)																		
25141	GERO	09/10/1969	Active	24	1	1	0	0.00%	26	10	9				M,VP,SC	6	\$2,326.81	
Exc Award (06/30/2016, 06/30/2023)																		
25144	GIFU	09/06/1955	Active	61	2	2	0	0.00%	61	18	1			N	P,S,T,VP	4	\$3,443.53	
Exc Award (06/30/2019, 06/30/2021, 06/30/2022)																		
67216	GIFU CHUO	02/05/2003	Active	24	1	1	0	0.00%	22	22	5			N		11	\$2,487.72	
Exc Award (06/30/2018, 06/30/2019, 06/30/2020)																		
25142	GIFU GIFUJO	03/28/1971	Active	65	1	2	-1	-1.52%	68	14	5			N	S	16	\$7,871.04	
Exc Award (06/30/2018, 06/30/2019, 06/30/2020)																		
31140	GIFU INABA	08/15/1975	Active	46	1	0	1	2.22%	45		1			N	SC	4	\$2,496.23	
Exc Award (06/30/2016, 06/30/2019, 06/30/2020)																		
52013	GIFU KINKA	09/17/1991	Active	41	1	0	1	2.50%	44		9			N	M,SC	1	\$3,428.54	
Exc Award (06/30/2019)																		
36277	GIFU KITA	11/27/1978	Active	24	1	4	-3	-11.11%	40	27	0			N	T	1	\$422.42	
Exc Award (06/30/2023)																		
25145	GIFU MINAMI	04/02/1958	Active	98	0	8	-8	-7.55%	113	12	0			N	S,T,M	12	\$6,667.93	
Exc Award (06/30/2017, 06/30/2019)																		
25143	GIFU NAGARAGAWA	10/27/1967	Active	46	1	0	1	2.22%	45		0			N		0	\$5,510.20	
Exc Award (06/30/2016, 06/30/2024)																		
41115	GIFU NISHI	03/16/1982	Active	76	4	3	1	1.33%	79	22	4			N	M,SC	4	\$4,361.53	
Exc Award (06/30/2018, 06/30/2020)																		



# Club Health Assessment for District 334 B through April 2025

			Status	Membership							Reports					Finance	LCIF	
Club Number	Club Name	Charter Date		Current Member Count	YTD Members Added	YTD Members Dropped	YTD Net Growth	YTD Net Growth%	Member Count 12 Months Ago	Avg. length of service for dropped members	Months Since Last MMR ***	Yrs. Since Last Officer Report	President Rotation	Vice President Reported ****	Months Since Last Activity Report ***	Account Balance	Donations for current Fiscal Year	
			Number of times on status quo within last two years	If below 15 members appears				If net loss is greater than 20% appears			If no report in 3 months appears in	When more than one year appears in	Number of repeat terms	Notes the officers that do not have an active	If no report at 12 months appears in red			
25146	GUJO HACHIMAN LC	04/13/1960	Active	41	0	3	-3	-6.82%	43	31	3			N	T,M,SC	5		\$1,733.18
	Exc Award (06/30/2017, 06/30/2019, 06/30/2020)																	
25148	HASHIMA	06/14/1960	Active	78	25	11	14	21.88%	65	10	0				T,M,VP,SC	15		\$1,885.33
	Exc Award (06/30/2022)																	
34716	HISAI	11/22/1977	Active	68	0	0	0	0.00%	78		2			N		3		\$7,418.47
	Exc Award (06/30/2017, 06/30/2018, 06/30/2020)																	
25151	IBIGAWA	11/03/1961	Active	40	1	3	-2	-4.76%	40	18	1			N	P,M,SC	9		\$2,199.39
	Exc Award (06/30/2020, 06/30/2023, 06/30/2020)																	
45972	IGA KITA	03/21/1986	Active	20	0	3	-3	-13.04%	23	19	0			N		2		\$1,635.33
	Exc Award (06/30/2016, 06/30/2017)																	
25153	IGAUENO L C	02/02/1964	Active	49	2	3	-1	-2.00%	70	14	1			N		19		\$3,385.42
	Exc Award (06/30/2018, 06/30/2022, 06/30/2020)																	
25152	IKEDA GODO	10/27/1968	Active	19	0	1	-1	-5.00%	26	21	1			N	S,T,M	19		\$3,810.13
	Exc Award (06/30/2018, 06/30/2023)																	
35272	INABE	03/06/1978	Active	24	1	0	1	4.35%	23		1				T,VP,SC	13		\$1,066.72
	Exc Award (06/30/2018, 06/30/2020, 06/30/2020)																	
25154	ISE	01/25/1959	Active	73	6	3	3	4.29%	70	30	0			N	VP	0		\$2,380.01
	Exc Award (06/30/2017, 06/30/2020)																	
44600	IWAMURA	01/28/1985	Active	16	1	1	0	0.00%	16	30	0			N		2		\$1,484.13
	Exc Award (06/30/2017, 06/30/2019, 06/30/2020)																	
25158	KAKAMIGAHARA	03/09/1961	Active	40	0	1	-1	-2.44%	42	2	1			N	VP,SC	5		\$2,091.05
	Exc Award (06/30/2016, 06/30/2018, 06/30/2020)																	
25161	KAMEYAMA	02/20/1965	Active	40	1	0	1	2.56%	43		4			N	S,SC	1		\$3,260.00
	Exc Award (06/30/2021, 06/30/2022)																	
25160	KAMIOKA	04/28/1961	Active	20	1	5	-4	-16.67%	24	22	1				S,T,M,VP,SC	8		\$919.14
25167	KANI	03/09/1961	Active	90	1	4	-3	-3.23%	96	9	4			N	SC	4		\$6,153.55
44402	KAWABE	11/28/1984	Active	43	0	1	-1	-2.27%	46	6	7			N	P,M,SC	9		\$5,504.16
	Exc Award (06/30/2017)																	
33987	KAWAGE	05/31/1977	Active	10	0	0	0	0.00%	12		0			R	VP	2		\$2,204.07



# Club Health Assessment for District 334 B through April 2025

			Status	Membership							Reports					Finance	LCIF
Club Number	Club Name	Charter Date		Current Member Count	YTD Members Added	YTD Members Dropped	YTD Net Growth	YTD Net Growth%	Member Count 12 Months Ago	Avg. length of service for dropped members	Months Since Last MMR ***	Yrs. Since Last Officer Report	President Rotation	Vice President Reported ****	Months Since Last Activity Report ***	Account Balance	Donations for current Fiscal Year
			Number of times on status quo within last two years	If below 15 members appears					If net loss is greater than 20% appears			If no report in 3 months appears in	When more than one year appears in	Number of repeat terms	Notes the officers that do not have an active	If no report at 12 months appears in red	
67482	Komono U-I	03/26/2003	Active	3	0	2	-2	-40.00%	6	8	3				S,VP,SC	0	\$61.22
Exc Award (06/30/2019, 06/30/2020, 06/30/2021)																	
25173	KUMANO	01/29/1962	Active	25	2	2	0	0.00%	25	15	6			N	T,SC	21	\$488.06
Exc Award (06/30/2018, 06/30/2019, 06/30/2020)																	
25175	KUWANA	01/24/1959	Active	92	4	1	3	3.37%	90	4	0			N	SC	18	\$14,581.74
Exc Award (06/30/2019, 06/30/2020, 06/30/2021)																	
25179	MATSUZAKA	10/08/1961	Active	45	3	2	1	2.27%	47	6	4			N		0	\$1,033.83
39598	MATSUZAKA CHUO	03/03/1981	Active	69	6	1	5	7.81%	67	3	1			N	P,VP	8	\$4,217.94
Exc Award (06/30/2018, 06/30/2024)																	
60528	MATSUZAKA HANASHOBU	03/18/1998	Active	34	0	3	-3	-8.11%	35	12	1			N	T,M,SC	4	\$5,854.14
Exc Award (06/30/2016, 06/30/2019)																	
33491	MINO	03/07/1977	Active	26	0	2	-2	-7.14%	29	9	3			N		0	\$2,984.70
Exc Award (06/30/2019, 06/30/2022, 06/30/2023)																	
25183	MINO OONO L C	07/23/1962	Active	31	5	2	3	10.71%	28	12	2			N	T,M,SC	9	\$5,193.91
Exc Award (06/30/2017, 06/30/2019, 06/30/2020)																	
25203	MINO SAKASHITA L C	11/23/1970	Active	25	0	0	0	0.00%	26		4			N		3	\$1,500.01
Exc Award (06/30/2019)																	
33797	MINO SHIRAKAWA L C	04/05/1977	Active	42	1	4	-3	-6.67%	47	14	2			N	P,S,T,VP,SC	1	\$3,289.85
Exc Award (06/30/2024)																	
25184	MINOKAMO	11/02/1961	Active	86	3	3	0	0.00%	99	1	1			N		0	\$11,873.79
Exc Award (06/30/2018, 06/30/2022, 06/30/2023)																	
25185	MIZUNAMI	01/17/1962	Active	42	1	5	-4	-8.70%	48	32	1			N		4	\$432.25
56070	MIZUNAMI KIKYO	09/02/1994	Active	13	4	0	4	44.44%	11		9			N	T,SC	2	\$363.40
42359	MOTOSU	02/04/1983	Active	45	2	2	0	0.00%	45	12	1				S,T,M,VP,SC	4	\$5,000.01
Exc Award (06/30/2019, 06/30/2020, 06/30/2021)																	
30383	NABARI	03/06/1975	Active	46	10	1	9	24.32%	37	5	3			N		14	\$12,779.89
Exc Award (06/30/2017, 06/30/2018, 06/30/2020)																	
25186	NAKATSUGAWA	04/04/1964	Active	80	2	5	-3	-3.61%	89	20	1			N	SC	1	\$24,026.69
Exc Award (06/30/2018, 06/30/2020, 06/30/2021)																	



# Club Health Assessment for District 334 B through April 2025

Club Number	Club Name	Charter Date	Status	Membership							Reports					Finance	LCIF
				Current Member Count	YTD Members Added	YTD Members Dropped	YTD Net Growth	YTD Net Growth%	Member Count 12 Months Ago	Avg. length of service for dropped members	Months Since Last MMR ***	Yrs. Since Last Officer Report	President Rotation	Vice President Reported ****	Months Since Last Activity Report ***	Account Balance	Donations for current Fiscal Year
			Number of times on status quo within last two years	If below 15 members appears				If net loss is greater than 20% appears			If no report in 3 months appears	When more than one year appears in	Number of repeat terms	Notes the officers that do not have an active	If no report at 12 months appears in red		
25195	OGAKI	11/13/1956	Active	65	3	4	-1	-1.52%	72	20	2			N	1		\$1,836.79
25196	OGAKI HIGASHI	03/06/1963	Active	69	0	1	-1	-1.43%	73	10	7			N	13		\$4,122.39
	Exc Award (06/30/2018)																
43189	OGAKI SUITO	11/07/1983	Active	83	16	3	13	18.57%	90	3	0			N	1		\$12,005.14
	Exc Award (06/30/2020)																
61287	OGAKIJO	11/24/1998	Active	37	1	0	1	2.78%	43		5			N	20		\$5,367.35
	Exc Award (06/30/2020)																
25204	SEKI	03/16/1959	Active	33	2	0	2	6.45%	34		9			N	0	SC	\$4,811.99
25205	SHIMA	09/04/1963	Active	38	7	1	6	18.75%	38	27	0			N	0		\$1,468.58
42923	SHINTO L C	06/23/1983	Active	48	4	1	3	6.67%	45	18	5			N	17		\$1,320.20
	Exc Award (06/30/2018)																
25207	SUZUKA	01/16/1964	Active	109	1	0	1	0.93%	113		7			N	0		\$1,993.64
	Exc Award (06/30/2020, 06/30/2023)																
42502	SUZUKA CHUO	03/30/1983	Active	20	0	1	-1	-4.76%	21	42	4			N	6	SC	\$1,426.23
	Exc Award (06/30/2021, 06/30/2023)																
25209	TAJIMI	02/11/1960	Active	101	3	3	0	0.00%	100	9	1			N	0	T,M	\$11,604.06
53522	TAJIMI TOHTO	07/21/1992	Active	63	5	2	3	5.00%	61	18	0			N	2	SC	\$21,602.93
	Exc Award (06/30/2024)																
25213	TAKAYAMA	02/20/1959	Active	85	1	0	1	1.19%	84		1			N	2		\$2,003.37
	Exc Award (06/30/2016, 06/30/2018, 06/30/2020)																
25214	TAKAYAMA SETSUJO	03/13/1972	Active	68	5	8	-3	-4.23%	71	20	0				1	S,VP,SC	\$10,000.03
	Exc Award (06/30/2016, 06/30/2017, 06/30/2020)																
25217	TOBA	10/09/1961	Active	18	1	0	1	5.88%	17		0			N	2	P,VP	\$303.47
	Exc Award (06/30/2019, 06/30/2023)																
25218	TOKI	09/07/1961	Active	44	3	3	0	0.00%	45	9	3			N	5	M,VP	\$5,758.60
	Exc Award (06/30/2023)																
55172	TOKI ORIBE	12/27/1993	Active	63	2	1	1	1.61%	62	31	0			N	4	P,M,SC	\$10,453.20
	Exc Award (06/30/2016, 06/30/2018, 06/30/2020)																



Club Health Assessment for District 334 B through April 2025

Club Number	Club Name	Charter Date	Status	Membership							Reports					Finance	LCIF
				Current Member Count	YTD Members Added	YTD Members Dropped	YTD Net Growth	YTD Net Growth%	Member Count 12 Months Ago	Avg. length of service for dropped members	Months Since Last MMR ***	Yrs. Since Last Officer Report	President Rotation	Vice President Reported ****	Months Since Last Activity Report ***	Account Balance	Donations for current Fiscal Year
			Number of times on status quo within last two years	If below 15 members appears				If net loss is greater than 20% appears			If no report in 3 months appears	When more than one year appears in	Number of repeat terms	Notes the officers that do not have an active	If no report at 12 months appears in red		
25220	TSU	05/25/1960	Active	81	4	1	3	3.85%	77	2	0			N	14		\$10,185.36
	Exc Award (06/30/2017, 06/30/2018)																
31083	TSU CHUO	07/01/1975	Active	53	1	1	0	0.00%	56	1	4			N	17		\$1,618.26
	Exc Award (06/30/2017, 06/30/2019, 06/30/2020)																
55016	TSU NISHI	11/02/1993	Active	66	5	0	5	8.20%	63		1			N	3		\$12,361.86
	Exc Award (06/30/2017, 06/30/2023, 06/30/2020)																
25237	YAOTSU	10/14/1964	Active	24	1	1	0	0.00%	24	10	0				8		\$565.85
	Exc Award (06/30/2018, 06/30/2023)																
25240	YOKKAICHI	09/14/1959	Active	55	2	2	0	0.00%	57	15	4				11		\$10,425.13
	Exc Award (06/30/2020, 06/30/2024)																
25239	YOKKAICHI CHUO	11/27/1972	Active	41	1	8	-7	-14.58%	49	18	0			N	1		\$1,529.85
	Exc Award (06/30/2023)																
36278	YOKKAICHI KITA	11/27/1978	Active	5	0	0	0	0.00%	5		4		4	R	4		\$27.89
	Exc Award (06/30/2016)																
50951	YOKKAICHI MITAKI	09/10/1990	Active	58	2	2	0	0.00%	59	22	1			N	4		\$5,993.91
	Exc Award (06/30/2017, 06/30/2018)																
60200	YOKKAICHI SOUTH	12/16/1997	Active	25	5	2	3	13.64%	23	10	0			N	0		\$1,610.12
	Exc Award (06/30/2021, 06/30/2023)																


Clubs Cancelled Previous Fiscal Year – Clubs Cancelled within last 12 months may be reinstated

Club Number	Club Name	Charter Date	Current Status*	Cancellation Date
25241	YOKKAICHI MINATO	04/23/1963	Cancelled(6*)	06/29/2024
25242	YORO	07/28/1963	Cancelled(6*)	06/29/2024

Current Total Clubs Count	YTD New Clubs Count	YTD Cancelled Clubs Count	YTD Net Club Gain	Current Total Members Count	YTD Add	YTD Drop	YTD Net Growth	YTD Net Growth %	Member Count 12 Months Ago	Average Member Count Per Club	% of Clubs with less than 20 members	% No MMR in 3 Months	% No Officer Report in 12 Months	% of Clubs with balance 90+ days	Number of Clubs in Status Quo	% Status Quo Clubs in Financial Suspension	Number of Cancelled Clubs	Average Cancelled Club Age	Members Lost Due to Cancellation	% of Clubs Cancelled for Non-Financial Reasons
71	1	0	1	3,364	196	146	50	1.51%	3,484	47	11%	38%	0%	0%	0	0%	0	0	0	0%



Club Health Assessment for District 334 B through April 2025

			Status	Membership							Reports					Finance	LCIF
Club Number	Club Name	Charter Date		Current Member Count	YTD Members Added	YTD Members Dropped	YTD Net Growth	YTD Net Growth%	Member Count 12 Months Ago	Avg. length of service for dropped members	Months Since Last MMR ***	Yrs. Since Last Officer Report	President Rotation	Vice President Reported ****	Months Since Last Activity Report ***	Account Balance	Donations for current Fiscal Year
			Number of times on status quo within last two years	If below 15 members appears				If net loss is greater than 20% appears			If no report in 3 months appears in	When more than one year appears in	Number of repeat terms	Notes the officers that do not have an active	If no report at 12 months appears in red		

\* - P - Priority Club. Cancellation Reasons: 1-Objectives/conduct, 2-Non-active club, 5-Non-existing club, 6-Disbanding, 7-Merger, 8-Financial Suspension, 9-District/Multiple District Dues.  
\*\* - Abbreviation: P-President, S-Secretary, T-Treasurer, M-Member Chairperson, VP-First Vice President, MC-Communications Chairperson, SC-Service Chairperson  
\*\*\* - Abbreviation: N/R - Never reported using the Lions Clubs website, N/A - Not applicable, No password registered for the Lions Clubs website.  
\*\*\*\* - Abbreviation: N - New, IP - Immediate Past, R - Repeat.



# Club Health Assessment for District 334 C through April 2025

			Status	Membership							Reports					Finance	LCIF	
Club Number	Club Name	Charter Date		Current Member Count	YTD Members Added	YTD Members Dropped	YTD Net Growth	YTD Net Growth%	Member Count 12 Months Ago	Avg. length of service for dropped members	Months Since Last MMR ***	Yrs. Since Last Officer Report	President Rotation	Vice President Reported ****	Months Since Last Activity Report ***	Account Balance	Donations for current Fiscal Year	
			Number of times on status quo within last two years	If below 15 members appears					If net loss is greater than 20% appears			If no report in 3 months appears in	When more than one year appears in	Number of repeat terms	Notes the officers that do not have an active	If no report at 12 months appears in red		
Clubs more than two years old																		
53171	AMAGIYUGASHIMA	05/26/1992	Active	13	1	2	-1	-7.14%	14	5	5			P,S,M,VP,SC	1		\$929.29	
24665	ATAMI	06/25/1958	Active	23	2	1	1	4.55%	24	2	1			N SC	10		\$292.81	
Exc Award (06/30/2017)																		
46913	DAITOH	01/29/1987	Active	29	0	0	0	0.00%	29		10			N P,T,SC	1		\$530.57	
Exc Award (06/30/2022)																		
46946	FUJI CHUO	02/10/1987	Active	53	1	0	1	1.92%	53		0			N T,M,SC	0		\$4,091.54	
Exc Award (06/30/2016, 06/30/2017, 06/30/20)																		
24671	FUJI GAKUNAN	08/24/1963	Active	69	1	0	1	1.47%	68		1			N	0		\$8,346.61	
Exc Award (06/30/2023, 06/30/2024)																		
51771	FUJI MOUNT	06/03/1991	Active	47	1	3	-2	-4.08%	50	27	5			N T,M,SC	1		\$3,550.72	
Exc Award (06/30/2019, 06/30/2023, 06/30/20)																		
24783	FUJI TAKAOKA	02/06/1965	Active	50	5	1	4	8.70%	48	9	1			M,VP,SC	0		\$922.37	
Exc Award (06/30/2021)																		
24802	FUJI YOSHIWARA	09/28/1961	Active	91	2	3	-1	-1.09%	94	28	3			N VP,SC	1		\$4,604.91	
Exc Award (06/30/2019, 06/30/2020, 06/30/20)																		
24672	FUJIEDA	08/09/1961	Active	51	5	0	5	10.87%	47		1			N SC	0		\$4,391.11	
Exc Award (06/30/2018, 06/30/2020, 06/30/20)																		
24673	FUJINOMIYA	05/19/1964	Active	60	2	3	-1	-1.64%	63	31	1			N M,SC	2		\$17,120.60	
Exc Award (06/30/2016, 06/30/2017, 06/30/20)																		
41635	FUJINOMIYA CHUO	06/14/1982	Active	16	1	2	-1	-5.88%	16	14	3			VP,SC	1		\$5,292.16	
Exc Award (06/30/2018)																		
53743	FUJINOMIYA FUYO	10/12/1992	Active	15	0	0	0	0.00%	16		10			N P,S,M	1		\$306.10	
Exc Award (06/30/2020, 06/30/2021)																		
24674	FUKUROI	03/20/1963	Active	76	6	8	-2	-2.56%	78	4	4			T,M,VP,SC	2		\$4,105.30	
Exc Award (06/30/2018, 06/30/2022, 06/30/20)																		
24676	GOTENBA	10/25/1960	Active	85	1	2	-1	-1.16%	90	21	0			N T,M,VP,SC	0		\$12,091.43	
Exc Award (06/30/2019, 06/30/2021)																		
24677	HAINAN	04/29/1970	Active	105	3	1	2	1.94%	103	48	0			N T,M,VP,SC	7		\$18,406.32	





# Club Health Assessment for District 334 C through April 2025

			Status	Membership							Reports					Finance	LCIF
Club Number	Club Name	Charter Date		Current Member Count	YTD Members Added	YTD Members Dropped	YTD Net Growth	YTD Net Growth%	Member Count 12 Months Ago	Avg. length of service for dropped members	Months Since Last MMR ***	Yrs. Since Last Officer Report	President Rotation	Vice President Reported ****	Months Since Last Activity Report ***	Account Balance	Donations for current Fiscal Year
			Number of times on status quo within last two years	If below 15 members appears				If net loss is greater than 20% appears			If no report in 3 months appears in	When more than one year appears in	Number of repeat terms	Notes the officers that do not have an active	If no report at 12 months red		
Exc Award (06/30/2016, 06/30/2017, 06/30/2020)																	
24679	HAMAKITA	12/23/1962	Active	16	0	0	0	0.00%	16		12		3	R	S,T,VP,SC	6	\$306.10
24678	HAMAMATSU	12/10/1955	Active	113	10	11	-1	-0.88%	113	17	0			N	T,VP,SC	24+	\$22,224.66
Exc Award (06/30/2019, 06/30/2024)																	
30990	HAMAMATSU AOI	06/20/1975	Active	34	1	0	1	3.03%	34		5			N	P,S,M,VP,SC	2	\$3,057.98
Exc Award (06/30/2017)																	
42144	HAMAMATSU GREEN	12/15/1982	Active	30	7	2	5	20.00%	26	20	2				P,S,M,VP,SC	3	\$1,571.39
Exc Award (06/30/2018)																	
35901	HAMAMATSU HIGASHI	06/26/1978	Active	35	2	1	1	2.94%	34	10	0				M,VP,SC	0	\$571.39
Exc Award (06/30/2017, 06/30/2020)																	
39249	HAMAMATSU LIBERTY	12/29/1980	Active	22	1	0	1	4.76%	23		4				VP,SC	0	\$409.97
Exc Award (06/30/2019, 06/30/2020)																	
38010	HAMAMATSU MINAMI	01/29/1980	Active	50	6	3	3	6.38%	48	25	2			N	P,S,T,VP,SC	8	\$5,044.83
Exc Award (06/30/2016, 06/30/2018)																	
130753	Hamamatsu Sakura	04/19/2017	Active	22	8	1	7	46.67%	17	8	1				P,S,M,VP,SC	4	\$1,557.13
Exc Award (06/30/2020, 06/30/2021)																	
24682	HIGASHIIZU	04/17/1973	Active	15	0	0	0	0.00%	18		7			N	S,T,M,SC	24+	\$2,806.10
Exc Award (06/30/2020)																	
24693	ITO	12/05/1961	Active	39	1	3	-2	-4.88%	43	42	0			N	T,SC	1	\$4,332.63
Exc Award (06/30/2020, 06/30/2022)																	
24694	IWATA	08/01/1957	Active	58	5	5	0	0.00%	61	11	0			N	T,SC	7	\$12,473.11
Exc Award (06/30/2016, 06/30/2023, 06/30/2024)																	
38529	IZUNAGAOKA	05/29/1980	Active	15	2	3	-1	-6.25%	15	11	3			N	SC	0	\$320.04
Exc Award (06/30/2024)																	
24695	KAKEGAWA	07/25/1963	Active	33	10	8	2	6.45%	33	9	0			R	VP,SC	1	\$2,334.09
24697	KANBARA	09/24/1963	Active	27	1	1	0	0.00%	27	2	9				T,M,VP,SC	24+	\$408.13
Exc Award (06/30/2023)																	
34593	KANNAMI	10/31/1977	Active	17	1	1	0	0.00%	18	47	8			N	S,T,SC	2	\$340.45
Exc Award (06/30/2021)																	




# Club Health Assessment for District 334 C through April 2025

			Status	Membership							Reports					Finance	LCIF
Club Number	Club Name	Charter Date		Current Member Count	YTD Members Added	YTD Members Dropped	YTD Net Growth	YTD Net Growth%	Member Count 12 Months Ago	Avg. length of service for dropped members	Months Since Last MMR ***	Yrs. Since Last Officer Report	President Rotation	Vice President Reported ****	Months Since Last Activity Report ***	Account Balance	Donations for current Fiscal Year
			Number of times on status quo within last two years	If below 15 members appears				If net loss is greater than 20% appears			If no report in 3 months appears in	When more than one year appears in	Number of repeat terms	Notes the officers that do not have an active	If no report at 12 months appears in red		
43829	KAWAZU	04/11/1984	Active	16	0	0	0	0.00%	16		13			N	P,T,M,SC	21	\$292.16
	Exc Award (06/30/2020, 06/30/2024)																
32393	KIKUGAWA SHIZUOKA L C	06/15/1976	Active	30	0	2	-2	-6.25%	32	6	0			N	T,M,SC	2	\$1,651.04
	Exc Award (06/30/2020, 06/30/2021, 06/30/2024)																
24708	KOSAI	11/19/1962	Active	41	2	6	-4	-8.89%	45	25	0			N	P,S,T,VP,SC	5	\$6,750.94
	Exc Award (06/30/2024)																
38238	MIKKABI	03/07/1980	Active	24	2	0	2	9.09%	27		1		2	N	M,SC	24+	\$351.34
	Exc Award (06/30/2016)																
24720	MISHIMA	11/02/1963	Active	73	6	5	1	1.39%	71	7	0			N	SC	10	\$4,143.79
	Exc Award (06/30/2020, 06/30/2024)																
48407	MISHIMA IZUMI	04/01/1988	Active	14	0	0	0	0.00%	14		10			N	SC	10	\$248.29
24722	MORIMACHI L C	11/10/1962	Active	37	0	1	-1	-2.63%	39	39	6			R	T,SC	7	\$687.37
24723	NAGAIZUMI	02/14/1971	Active	16	2	0	2	14.29%	15		4		2	N	S,M,VP,SC	8	\$1,912.57
49385	NAKAIZU	04/04/1989	Active	19	2	1	1	5.56%	18	2	0			N	P,S,T,M,SC	7	\$377.73
55106	NIRAYAMA	12/07/1993	Active	18	0	1	-1	-5.26%	19	24	3			N	S,T,SC	10	\$458.20
	Exc Award (06/30/2024)																
24747	NISHIIZU	11/15/1973	Active	20	1	0	1	5.26%	19		9			N	P,S,T,M,VP SC	1	\$408.13
	Exc Award (06/30/2019, 06/30/2020)																
24749	NUMAZU	09/17/1959	Active	63	6	5	1	1.61%	68	12	0			N	SC	0	\$12,873.47
	Exc Award (06/30/2016, 06/30/2018, 06/30/2024)																
31876	NUMAZU CHUO	03/15/1976	Active	30	4	2	2	7.14%	31	11	0			N		1	\$3,535.05
	Exc Award (06/30/2017, 06/30/2022)																
31895	NUMAZU KORYO	03/15/1976	Active	33	1	2	-1	-2.94%	37	7	4			N	SC	0	\$9,471.56
	Exc Award (06/30/2016, 06/30/2019, 06/30/2024)																
24750	NUMAZU SENBON	04/24/1965	Active	41	1	0	1	2.50%	40		2			N	VP	0	\$8,696.09
	Exc Award (06/30/2018, 06/30/2020, 06/30/2024)																
44917	NUMAZU SURUGA	04/03/1985	Active	21	2	1	1	5.00%	27	3	0				M,VP,SC	0	\$1,451.35
	Exc Award (06/30/2019, 06/30/2023)																



# Club Health Assessment for District 334 C through April 2025

			Status	Membership							Reports					Finance	LCIF	
Club Number	Club Name	Charter Date		Current Member Count	YTD Members Added	YTD Members Dropped	YTD Net Growth	YTD Net Growth%	Member Count 12 Months Ago	Avg. length of service for dropped members	Months Since Last MMR ***	Yrs. Since Last Officer Report	President Rotation	Vice President Reported ****	Months Since Last Activity Report ***	Account Balance	Donations for current Fiscal Year	
			Number of times on status quo within last two years	If below 15 members appears					If net loss is greater than 20% appears			If no report in 3 months appears in	When more than one year appears in	Number of repeat terms	Notes the officers that do not have an active	If no report at 12 months appears in red		
24753	OHITO	06/19/1972	Active	28	1	1	0	0.00%	28	4	0			N	P,S,T,M,VP SC	24+		\$357.87
Exc Award (06/30/2020, 06/30/2023)																		
56059	OMAEZAKI	08/25/1994	Active	56	4	1	3	5.66%	52	3	0				T,M,VP,SC	11		\$1,154.40
Exc Award (06/30/2019, 06/30/2023, 06/30/2024)																		
24761	OYAMA	11/07/1964	Active	29	0	0	0	0.00%	29		1			N	S,T,M,VP,SC	2		\$15,889.84
Exc Award (06/30/2017, 06/30/2019, 06/30/2024)																		
24770	SHIMADA	01/08/1962	Active	60	3	0	3	5.26%	59		5			N	S,T,M,VP,SC	2		\$8,963.79
Exc Award (06/30/2016, 06/30/2022)																		
24772	SHIMIZU	12/06/1958	Active	19	1	15	-14	-42.42%	33	11	1				T,VP,SC	3		\$387.72
Exc Award (06/30/2017)																		
24771	SHIMIZU HAGOROMO	10/05/1961	Active	39	1	0	1	2.63%	40		3				P,S,T,VP,SC	3		\$2,557.45
Exc Award (06/30/2017, 06/30/2020, 06/30/2024)																		
45553	SHIMIZU NIHONDAIRA	11/04/1985	Active	42	0	0	0	0.00%	45		2				P,S,T,VP,SC	8	90+ Days	\$2,510.18
Exc Award (06/30/2019, 06/30/2020, 06/30/2024)																		
24765	SHIMIZUCHO	03/08/1970	Active	11	1	1	0	0.00%	13	4	4				S,T,VP,SC	14	90+ Days	\$613.30
Exc Award (06/30/2022)																		
24777	SHIMODA	12/07/1962	Active	47	2	6	-4	-7.84%	49	18	0			N	T,M,VP,SC	11		\$3,971.44
Exc Award (06/30/2019, 06/30/2024)																		
24774	SHIZUOKA	04/10/1957	Active	125	5	3	2	1.63%	127	9	4			N	S,T,M,SC	2		\$7,592.68
Exc Award (06/30/2017, 06/30/2019, 06/30/2024)																		
30795	SHIZUOKA AOBA	05/12/1975	Active	29	0	0	0	0.00%	29		10			N	T,M,SC	3		\$1,098.06
Exc Award (06/30/2020, 06/30/2024)																		
24776	SHIZUOKA AOI	03/10/1961	Active	43	2	4	-2	-4.44%	46	20	1			N	T,M,VP,SC	1		\$16,228.32
Exc Award (06/30/2020, 06/30/2022, 06/30/2024)																		
33492	SHIZUOKA FUYO	03/14/1977	Active	29	0	2	-2	-6.45%	32	23	0			N	P,T,M,VP,SC	7		\$599.27
Exc Award (06/30/2019, 06/30/2022)																		
46157	SHIZUOKA KEYAKI	05/05/1986	Active	26	4	3	1	4.00%	27	6	1				T,M,VP,SC	0		\$415.61
48573	SHIZUOKA LIBERTY	05/06/1988	Active	28	5	1	4	16.67%	24	3	0				P,S,T,M,VP SC	1		\$1,612.58
Exc Award (06/30/2019, 06/30/2024)																		



## Club Health Assessment for District 334 C through April 2025

			Status	Membership							Reports					Finance		LCIF
Club Number	Club Name	Charter Date		Current Member Count	YTD Members Added	YTD Members Dropped	YTD Net Growth	YTD Net Growth%	Member Count 12 Months Ago	Avg. length of service for dropped members	Months Since Last MMR ***	Yrs. Since Last Officer Report	President Rotation	Vice President Reported ****	Months Since Last Activity Report ***	Account Balance	Donations for current Fiscal Year	
			Number of times on status quo within last two years	If below 15 members appears				If net loss is greater than 20% appears			If no report in 3 months appears in	When more than one year appears in	Number of repeat terms	Notes the officers that do not have an active	If no report at 12 months appears in red			
42034	SHIZUOKA SUNPU	11/29/1982	Active	69	3	3	0	0.00%	70	38	0			N SC	5		\$5,646.27	
	Exc Award (06/30/2017, 06/30/2022)																	
24767	SHIZUOKA TACHIBANA	09/29/1970	Active	49	3	4	-1	-2.00%	49	17	1			N M,SC	4		\$1,449.51	
	Exc Award (06/30/2017, 06/30/2019, 06/30/2020)																	
57576	SHIZUOKA TATSUMI	11/20/1995	Active	61	3	2	1	1.67%	61	29	1			P,T,M,VP,SC	2		\$1,190.05	
	Exc Award (06/30/2019)																	
52487	SHIZUOKA YAYOI	02/04/1992	Active	22	3	1	2	10.00%	21	0	0			P,S,M,VP,SC	1		\$3,448.96	
	Exc Award (06/30/2020)																	
24768	SHUZENJI	08/05/1967	Active	14	3	1	2	16.67%	12	3	0			VP,SC	24+		\$285.69	
24781	SUSONO	09/12/1964	Active	62	4	6	-2	-3.13%	64	20	0			N P,T,M,VP,SC	1		\$1,836.39	
	Exc Award (06/30/2018, 06/30/2020, 06/30/2021)																	
31634	TOI	01/30/1976	Active	21	0	1	-1	-4.55%	22	19	1			N P,S,T,M,SC	14		\$448.94	
	Exc Award (06/30/2023)																	
24799	YAIZU	11/12/1965	Active	53	1	2	-1	-1.85%	55	15	0			N SC	18		\$13,490.30	
	Exc Award (06/30/2019, 06/30/2022)																	

Clubs Cancelled Previous Fiscal Year – Clubs Cancelled within last 12 months may be reinstated

Club Number	Club Name	Charter Date	Current Status*	Cancellation Date
24683	OKUHAMANAKO L C	03/23/1963	Cancelled(6*)	06/29/2024
75992	OSUKA	06/25/2003	Cancelled(6*)	06/29/2024

Current Total Clubs Count	YTD New Clubs Count	YTD Cancelled Clubs Count	YTD Net Club Gain	Current Total Members Count	YTD Add	YTD Drop	YTD Net Growth	YTD Net Growth %	Member Count 12 Months Ago	Average Member Count Per Club	% of Clubs with less than 20 members	% No MMR in 3 Months	% No Officer Report in 12 Months	% of Clubs with balance 90+ days	Number of Clubs in Status Quo	% Status Quo Clubs in Financial Suspension	Number of Cancelled Clubs	Average Cancelled Club Age	Members Lost Due to Cancellation	% of Clubs Cancelled for Non-Financial Reasons
69	0	0	0	2,767	164	148	16	0.58%	2,824	40	22%	38%	0%	3%	0	0%	0	0	0	0%

\* - P - Priority Club. Cancellation Reasons: 1-Objectives/conduct, 2-Non-active club, 5-Non-existing club, 6-Disbanding, 7-Merger, 8-Financial Suspension, 9-District/Multiple District Dues.


\*\* - Abbreviation: P-President, S-Secretary, T-Treasurer, M-Member Chairperson, VP-First Vice President, MC-Communications Chairperson, SC-Service Chairperson

\*\*\* - Abbreviation: N/R - Never reported using the Lions Clubs website, N/A - Not applicable, No password registered for the Lions Clubs website.

\*\*\*\* - Abbreviation: N - New, IP - Immediate Past, R - Repeat.



# Club Health Assessment for District 334 D through April 2025

			Status	Membership							Reports					Finance	LCIF
Club Number	Club Name	Charter Date		Current Member Count	YTD Members Added	YTD Members Dropped	YTD Net Growth	YTD Net Growth%	Member Count 12 Months Ago	Avg. length of service for dropped members	Months Since Last MMR ***	Yrs. Since Last Officer Report	President Rotation	Vice President Reported ****	Months Since Last Activity Report ***	Account Balance	Donations for current Fiscal Year
			Number of times on status quo within last two years	If below 15 members appears					If net loss is greater than 20% appears		If no report in 3 months appears in	When more than one year appears in	Number of repeat terms	Notes the officers that do not have an active	If no report at 12 months appears in red		
Clubs less than two years old																	
157292	Kanazawa Mimoza	02/15/2024	Active	30	2	2	0	0.00%	29	1	0		2	R	P	N/R	\$590.42
Clubs more than two years old																	
25130	ANAMIZU	10/10/1967	Active	19	1	1	0	0.00%	20	37	1				M,VP,SC	18	
42145	ASAHIMACHI	12/22/1982	Active	11	1	1	0	0.00%	11	7	3				T,M,VP,SC	13	\$156.71
25132	AWARA-MIKUNI L C	10/04/1959	Active	26	0	1	-1	-3.70%	27	9	3			N	S,M,VP,SC	7	\$4,200.07
Exc Award (06/30/2016, 06/30/2017, 06/30/2024)																	
25135	FUKUI	08/07/1957	Active	78	1	2	-1	-1.27%	82	21	0			N		0	
Exc Award (06/30/2016, 06/30/2024)																	
25136	FUKUI AOI	11/07/1972	Active	85	3	1	2	2.41%	83	52	0			N	M,SC	2	\$10,555.94
Exc Award (06/30/2016, 06/30/2022)																	
25137	FUKUI CHUO	03/29/1962	Active	69	7	5	2	2.99%	69	18	0			N	S,M,SC	5	\$20,454.94
118467	FUKUI EAST	12/17/2012	Active	90	13	2	11	13.92%	88	8	2			N	M	1	\$13,000.05
Exc Award (06/30/2016, 06/30/2017, 06/30/2024)																	
25138	FUKUI HONMARU	04/28/1970	Active	54	3	5	-2	-3.57%	61	18	3			N	SC	0	\$4,571.70
Exc Award (06/30/2016, 06/30/2017, 06/30/2024)																	
31954	FUKUI KUZURYU	03/29/1976	Active	45	1	1	0	0.00%	46	7	0			N	M,SC	2	\$3,019.15
129667	Fukui Minato Marine	12/21/2016	Active	19	1	1	0	0.00%	21	4	9		None		P,S,T,M,VP SC	2	
Exc Award (06/30/2024)																	
43190	FUKUI PHOENIX	11/18/1983	Active	40	5	1	4	11.11%	36	11	0			N	S,T,M,SC	6	\$8,057.09
Exc Award (06/30/2016)																	
61658	FUKUI PURE	03/19/1999	Active	26	0	0	0	0.00%	32		10			N	S	14	\$1,000.00
Exc Award (06/30/2017)																	
118466	FUKUI SOUTH	12/18/2012	Active	42	4	1	3	7.69%	41	2	5			N	M	0	\$3,000.01
Exc Award (06/30/2024)																	
25147	HAKUI	10/08/1963	Active	58	9	1	8	16.00%	49	2	0			N	SC	0	\$3,000.01
Exc Award (06/30/2016, 06/30/2022)																	
39497	HARUE SAKAI	02/23/1981	Active	38	1	0	1	2.70%	37		3				M,VP,SC	9	



# Club Health Assessment for District 334 D through April 2025

			Status	Membership							Reports					Finance		LCIF
Club Number	Club Name	Charter Date		Current Member Count	YTD Members Added	YTD Members Dropped	YTD Net Growth	YTD Net Growth%	Member Count 12 Months Ago	Avg. length of service for dropped members	Months Since Last MMR ***	Yrs. Since Last Officer Report	President Rotation	Vice President Reported ****	Months Since Last Activity Report ***	Account Balance	Donations for current Fiscal Year	
			Number of times on status quo within last two years	If below 15 members appears				If net loss is greater than 20% appears			If no report in 3 months appears in	When more than one year appears in	Number of repeat terms	Notes the officers that do not have an active	If no report at 12 months red			
25150	HIMI	09/01/1958	Active	64	2	3	-1	-1.54%	65	6	1			N	S,T,M,VP,SC	6	\$2,550.00	
25155	IMADATE	04/05/1963	Active	18	2	0	2	12.50%	16		0			N	P,M,SC	0	\$237.04	
25156	KAGA	11/07/1958	Active	80	0	1	-1	-1.23%	85	3	0			N	VP,SC	1	\$2,795.01	
25159	KAMIICHI	06/19/1965	Active	17	1	2	-1	-5.56%	18	12	0			N	T	13	\$254.45	
Exc Award (06/30/2021)																		
25165	KANAZAWA	08/17/1956	Active	81	2	4	-2	-2.41%	86	8	0				M,VP,SC	6		
25164	KANAZAWA CHUO	06/08/1968	Active	87	5	2	3	3.57%	93	11	1			N	SC	16	\$14,981.12	
Exc Award (06/30/2021)																		
36950	KANAZAWA FUSHIMI	04/13/1979	Active	51	2	5	-3	-5.56%	60	18	5			N	T,VP,SC	17	\$10,000.00	
25168	KANAZAWA HIGASHI	06/10/1960	Active	83	3	2	1	1.22%	83	15	0			N	SC	5	\$4,280.89	
36848	KANAZAWA HIKARI	03/28/1979	Active	46	3	0	3	6.98%	45		1			N	S,T,VP,SC	5	\$3,000.01	
25162	KANAZAWA JOHOKU	02/26/1970	Active	76	1	4	-3	-3.80%	81	16	0				T,M,VP,SC	3	\$2,627.45	
25166	KANAZAWA KENROKU	06/23/1964	Active	61	1	0	1	1.67%	60		8				M,VP,SC	19	\$14,001.96	
37896	KANAZAWA KIKUSUI	12/17/1979	Active	102	4	2	2	2.00%	102	7	0			N	M,VP,SC	20	\$8,000.35	
44495	KANAZAWA MIDORI	12/28/1984	Active	44	0	1	-1	-2.22%	45	10	2			N	M,SC	16		
25157	KANAZAWA MINAMI	09/23/1970	Active	36	1	2	-1	-2.70%	37	5	3				VP,SC	5	\$1,518.30	
25163	KANAZAWA NISHI	09/14/1969	Active	50	2	0	2	4.17%	55		3			N	T,M,SC	1	\$5,461.17	
30382	KANAZAWA OYAMA	03/06/1975	Active	48	3	3	0	0.00%	65	4	0			N	S	7	\$100.00	
99017	KANAZAWA PARK	04/04/2007	Active	10	1	0	1	11.11%	13		0		2	R	T,M,VP,SC	4		
25169	KATSUYAMA	02/25/1968	Active	24	4	0	4	20.00%	22		1		None		P,S,T,M,VP SC	5	\$261.18	
25171	KOMATSU	11/19/1958	Active	99	32	7	25	33.78%	80	15	1				S,T,M,VP,SC	18	\$3,874.98	
Exc Award (06/30/2016)																		
25172	KOMATSU CHUO	11/06/1972	Active	41	4	0	4	10.81%	36		0			N	T,M,VP,SC	15	\$2,361.40	
59142	KOMATSU SEIUN	02/05/1997	Active	40	1	2	-1	-2.44%	47	30	0			N	SC	4	\$1,240.15	
Exc Award (06/30/2020)																		
25170	KOSUGI	06/21/1965	Active	75	3	0	3	4.17%	73		0			N	SC	0	\$1,906.32	



# Club Health Assessment for District 334 D through April 2025

			Status	Membership							Reports					Finance	LCIF
Club Number	Club Name	Charter Date		Current Member Count	YTD Members Added	YTD Members Dropped	YTD Net Growth	YTD Net Growth%	Member Count 12 Months Ago	Avg. length of service for dropped members	Months Since Last MMR ***	Yrs. Since Last Officer Report	President Rotation	Vice President Reported ****	Months Since Last Activity Report ***	Account Balance	Donations for current Fiscal Year
			Number of times on status quo within last two years	If below 15 members appears				If net loss is greater than 20% appears			If no report in 3 months appears in	When more than one year appears in	Number of repeat terms	Notes the officers that do not have an active	If no report at 12 months appears in red		
25174	KUROBE	09/26/1961	Active	58	2	2	0	0.00%	60	4	0			M,VP,SC	5		\$5,553.00
	Exc Award (06/30/2021, 06/30/2022)																
25177	MARUOKA	01/19/1968	Active	32	6	2	4	14.29%	28	8	0			N S,T,M,VP,SC	17		\$1,000.00
25178	MATTO	03/30/1965	Active	56	3	3	0	0.00%	60	13	0			M,VP,SC	0		\$4,090.10
	Exc Award (06/30/2016)																
25180	MIHAMA	03/27/1969	Active	44	3	1	2	4.76%	46	7	6			T,M,VP,SC	18		\$3,843.96
25182	MIKAWA	03/21/1966	Active	31	2	1	1	3.33%	29	0	7			S,T,M,VP,SC	1		\$3,823.14
30794	NAKANOTO	05/12/1975	Active	21	0	0	0	0.00%	21		13	1	None	P,S,T,M,VP SC	24+		
	Exc Award (06/30/2020)																
25187	NAMERIKAWA	03/22/1957	Active	43	1	2	-1	-2.27%	48	26	2			S,T,M,VP,SC	14		\$571.68
25189	NANAO	04/19/1965	Active	55	1	1	0	0.00%	55	2	0			N P,T,M,VP,SC	19	90+ Days	\$1,700.14
25190	NOMI L C	05/01/1962	Active	40	5	1	4	11.11%	38	0	0		2	T,M,VP,SC	4		\$2,278.87
25191	NONOICHI	10/27/1968	Active	35	1	4	-3	-7.89%	38	16	0			N P,S,VP,SC	0		\$1,306.78
44601	NOTO	01/28/1985	Active	30	0	0	0	0.00%	30		4			S,T,M,VP,SC	19		
25193	NYUZEN	10/06/1969	Active	59	4	0	4	7.27%	55		8			N M,SC	4		\$2,100.02
25194	OBAMA	01/26/1964	Active	37	4	3	1	2.78%	38	0	0			N SC	1		\$1,340.33
	Exc Award (06/30/2022)																
25198	OHNO	03/07/1958	Active	46	0	0	0	0.00%	46		0			N T,M,SC	0		\$1,641.40
25202	SABAE	03/29/1962	Active	77	3	0	3	4.05%	75		2			N M,VP,SC	2		\$7,569.47
46563	SABAE OHZAN	09/03/1986	Active	67	3	1	2	3.08%	67	11	0			N SC	5		\$14,700.18
25206	SHINMINATO	04/27/1964	Active	50	12	2	10	25.00%	43	10	2			N T,SC	0		\$1,743.08
25210	TAKAOKA	07/21/1956	Active	83	1	5	-4	-4.60%	88	16	0			VP,SC	3		\$5,864.52
	Exc Award (06/30/2020, 06/30/2021, 06/30/2022)																
123792	Takaoka Alert	12/12/2014	Active	44	0	1	-1	-2.22%	49	10	0			S,T,M,VP,SC	5		\$453.16
	Exc Award (06/30/2016)																
25208	TAKAOKA CHUO	10/05/1973	Active	44	3	2	1	2.33%	41	14	1			VP,SC	0		\$2,499.59
	Exc Award (06/30/2021, 06/30/2022, 06/30/2023)																





# Club Health Assessment for District 334 D through April 2025

			Status	Membership							Reports					Finance		LCIF
Club Number	Club Name	Charter Date		Current Member Count	YTD Members Added	YTD Members Dropped	YTD Net Growth	YTD Net Growth%	Member Count 12 Months Ago	Avg. length of service for dropped members	Months Since Last MMR ***	Yrs. Since Last Officer Report	President Rotation	Vice President Reported ****	Months Since Last Activity Report ***	Account Balance	Donations for current Fiscal Year	
			Number of times on status quo within last two years	If below 15 members appears				If net loss is greater than 20% appears			If no report in 3 months appears in	When more than one year appears in	Number of repeat terms	Notes the officers that do not have appears in an active	If no report at 12 months red			
25211	TAKAOKA FUSHIKI	11/12/1958	Active	33	3	0	3	10.00%	30		4			M,VP,SC	3		\$250.98	
25216	TAKAOKA KOJYO	03/19/1964	Active	34	4	10	-6	-15.00%	41	17	0			N	T,SC	0	\$373.57	
	Exc Award (06/30/2016)																	
25224	TAKAOKA SHIKINO	05/12/1967	Active	49	1	3	-2	-3.92%	51	4	1			N	M,SC	0	\$4,652.97	
	Exc Award (06/30/2023)																	
25215	TAKEFU	07/25/1962	Active	60	4	3	1	1.69%	60	25	0			N	SC	6	\$9,171.25	
	Exc Award (06/30/2022, 06/30/2023)																	
29169	TAKEFU CENTRAL	04/16/1974	Active	62	2	3	-1	-1.59%	74	8	4			N	M	1	\$1,157.41	
	Exc Award (06/30/2020)																	
25231	TATEYAMA	04/07/1968	Active	15	0	1	-1	-6.25%	17	4	5				S,T,M,VP,SC	1	\$208.95	
101955	TATSURUHAMA	05/02/2008	Active(1)	36	0	0	0	0.00%	35		0			N	M,VP,SC	24+	\$2,000.00	
25223	TONAMI	04/29/1965	Active	85	3	2	1	1.19%	83	0	1			N	P,S,T,SC	4	\$34,200.02	
	Exc Award (06/30/2022)																	
25225	TONAMI CENTRAL	01/24/1968	Active	93	9	5	4	4.49%	89	18	1				P,S,T,M,VP SC	17	\$3,766.90	
25219	TOYAMA	04/17/1956	Active	44	7	1	6	15.79%	43	3	5				P,VP,SC	7	90+ Days \$3,900.01	
132279	Toyama Alert	07/28/2017	Active	16	0	1	-1	-5.88%	17	0	7		None		P,T,M,VP,SC	6	\$1,000.00	
25222	TOYAMA CENTRAL	12/17/1962	Active	52	2	3	-1	-1.89%	55	11	0			N	P,S,T,M,SC	0	\$1,488.02	
52022	TOYAMA HEISEI	09/16/1991	Active	21	0	1	-1	-4.55%	24	11	3				P,S,T,M,VP SC	17	\$1,100.14	
37624	TOYAMA HIGASHI	10/16/1979	Active	43	3	0	3	7.50%	39		4			N	S,T,M,SC	0	\$348.59	
	Exc Award (06/30/2016)																	
84016	TOYAMA IKIIKI	08/09/2004	Active	29	0	11	-11	-27.50%	40	15	4			N	M,SC	15	\$3,250.05	
25229	TOYAMA JINZU	11/24/1968	Active	62	2	3	-1	-1.59%	64	8	0				M,VP,SC	5	\$2,587.67	
78944	TOYAMA KOHSHI	04/28/2004	Active	10	1	0	1	11.11%	9		3				P,T,M,VP,SC	24+	90+ Days \$466.96	
29818	TOYAMA MINAMI	09/16/1974	Active	55	2	3	-1	-1.79%	55	11	0				T,VP,SC	6	\$1,470.13	
25230	TOYAMA MINATO	11/24/1968	Active	32	1	2	-1	-3.03%	36	23	1				P,S,M,VP,SC	0	\$1,306.76	
25227	TOYAMA NISHI	09/13/1971	Active	59	6	4	2	3.51%	57	12	0			N	S,M,SC	1	\$10,690.22	
	Exc Award (06/30/2020)																	



# Club Health Assessment for District 334 D through April 2025

			Status	Membership							Reports					Finance	LCIF
Club Number	Club Name	Charter Date		Current Member Count	YTD Members Added	YTD Members Dropped	YTD Net Growth	YTD Net Growth%	Member Count 12 Months Ago	Avg. length of service for dropped members	Months Since Last MMR ***	Yrs. Since Last Officer Report	President Rotation	Vice President Reported ****	Months Since Last Activity Report ***	Account Balance	Donations for current Fiscal Year
			Number of times on status quo within last two years	If below 15 members appears				If net loss is greater than 20% appears			If no report in 3 months appears in	When more than one year appears in	Number of repeat terms	Notes the officers that do not have an active	If no report at 12 months red		
25228	TOYAMA RAICHO	08/24/1971	Active	28	3	13	-10	-26.32%	42	13	3			N	P,S,T,M,SC	0	\$292.81
43574	TOYAMA SHOWA	02/27/1984	Active	92	3	3	0	0.00%	96	12	0				S,T,M,VP,SC	2	\$5,200.08
Exc Award (06/30/2020, 06/30/2022)																	
25221	TSURUGA	05/27/1962	Active	62	5	3	2	3.33%	60	5	0				VP,SC	19	\$1,808.72
Exc Award (06/30/2020)																	
34796	TSURUGA MINATO	12/01/1977	Active	70	2	3	-1	-1.41%	71	12	1			N	M,SC	19	\$2,830.03
Exc Award (06/30/2020)																	
100506	TSURUGA SENIOR	11/08/2007	Active	12	0	2	-2	-14.29%	14	14	2			N	S,T,M,SC	N/R	\$182.83
57593	TSURUGAKEHI	12/11/1995	Active	33	3	1	2	6.45%	34	29	0			N	M,SC	19	\$432.25
25232	TSURUGI	08/03/1969	Active	21	0	0	0	0.00%	20		10			N	S,T,M,VP,SC	16	\$2,000.02
29819	UOZU	09/16/1974	Active	47	10	8	2	4.44%	46	38	0				M,VP,SC	13	\$8,100.12
25236	WAJIMA	09/28/1969	Active	47	0	0	0	0.00%	49		10	1	None		P,S,T,M,VP SC	17	
25181	WAKASA	12/05/1972	Active	41	3	0	3	7.89%	38		3			N	T,M,SC	14	\$4,800.16
25235	WAKASA NISHI	04/18/1965	Active	17	2	1	1	6.25%	17	34	4				T,M,VP,SC	14	\$208.95
25238	YATSUO FUCHU L C	04/28/1968	Active	25	0	2	-2	-7.41%	27	13	8				P,S,T,M,VP SC	5	\$200.01

Clubs Cancelled Previous Fiscal Year – Clubs Cancelled within last 12 months may be reinstated

Club Number	Club Name	Charter Date	Current Status*	Cancellation Date
25201	OYAMA	08/09/1971	Cancelled(6*)	06/29/2024
98121	TAKAOKA FLOWER	12/07/2006	Cancelled(6*)	06/29/2024

Current Total Clubs Count	YTD New Clubs Count	YTD Cancelled Clubs Count	YTD Net Club Gain	Current Total Members Count	YTD YTD Add Drop	YTD YTD Drop	YTD Net Growth	YTD Net Growth %	Member Count 12 Months Ago	Average Member Count Per Club	% of Clubs with less than 20 members	% No MMR in 3 Months	% No Officer Report in 12 Months	% of Clubs with balance 90+ days	Number of Clubs in Status Quo	% Status Quo Clubs in Financial Suspension	Number of Cancelled Clubs	Average Cancelled Club Age	Members Lost Due to Cancellation	% of Clubs Cancelled for Non-Financial Reasons
90	0	0	0	4,300	264	188	76	1.80%	4,387	48	12%	34%	2%	3%	0	0%	0	0	0	0%



Club Health Assessment for District 334 D through April 2025

			Status	Membership							Reports					Finance	LCIF
Club Number	Club Name	Charter Date		Current Member Count	YTD Members Added	YTD Members Dropped	YTD Net Growth	YTD Net Growth%	Member Count 12 Months Ago	Avg. length of service for dropped members	Months Since Last MMR ***	Yrs. Since Last Officer Report	President Rotation	Vice President Reported ****	Months Since Last Activity Report ***	Account Balance	Donations for current Fiscal Year
			Number of times on status quo within last two years	If below 15 members appears				If net loss is greater than 20% appears			If no report in 3 months appears in	When more than one year appears in	Number of repeat terms	Notes the officers that do not have an active	If no report at 12 months appears in red		

\* - P - Priority Club. Cancellation Reasons: 1-Objectives/conduct, 2-Non-active club, 5-Non-existing club, 6-Disbanding, 7-Merger, 8-Financial Suspension, 9-District/Multiple District Dues.  
\*\* - Abbreviation: P-President, S-Secretary, T-Treasurer, M-Member Chairperson, VP-First Vice President, MC-Communications Chairperson, SC-Service Chairperson  
\*\*\* - Abbreviation: N/R - Never reported using the Lions Clubs website, N/A - Not applicable, No password registered for the Lions Clubs website.  
\*\*\*\* - Abbreviation: N - New, IP - Immediate Past, R - Repeat.



# Club Health Assessment for District 334 E through April 2025

			Status	Membership							Reports					Finance		LCIF
Club Number	Club Name	Charter Date		Current Member Count	YTD Members Added	YTD Members Dropped	YTD Net Growth	YTD Net Growth%	Member Count 12 Months Ago	Avg. length of service for dropped members	Months Since Last MMR ***	Yrs. Since Last Officer Report	President Rotation	Vice President Reported ****	Months Since Last Activity Report ***	Account Balance	Donations for current Fiscal Year	
			Number of times on status quo within last two years	If below 15 members appears				If net loss is greater than 20% appears			If no report in 3 months appears in	When more than one year appears in	Number of repeat terms	Notes the officers that do not have an active	If no report at 12 months appears in red			
Clubs less than two years old																		
157642	Nagano Smile	03/11/2024	Active	33	3	1	2	6.45%	24	1	2		2	N	M,SC	5	\$3,460.65	
Clubs more than two years old																		
24666	AZUMINO	11/11/1962	Active	28	3	0	3	12.00%	23		1		2		S,M,VP,SC	4	\$1,584.74	
Exc Award (06/30/2017)																		
24668	CHINO	09/03/1962	Active	66	11	3	8	13.79%	62	30	2				T,M,VP,SC	1	\$8,105.21	
29890	HAKUBA	10/17/1974	Active	20	3	4	-1	-4.76%	21	28	6			R	T,M,VP,SC	5	\$1,448.82	
Exc Award (06/30/2016, 06/30/2017, 06/30/2018)																		
45036	HOTAKA	05/16/1985	Active	22	3	1	2	10.00%	22	0	2		3		P,S,T,M,VP SC	5	\$1,000.00	
24692	IIDA	09/15/1961	Active	40	1	0	1	2.56%	42		2			N	M,SC	1	\$5,649.79	
Exc Award (06/30/2016, 06/30/2017, 06/30/2018)																		
51810	IIDA AKAISHI	06/17/1991	Active	62	2	1	1	1.64%	63	38	7				S,T,M,VP,SC	5	\$7,484.12	
Exc Award (06/30/2018, 06/30/2023)																		
33290	IIDA OSAHIME	01/31/1977	Active	67	3	1	2	3.08%	68	24	0				T,VP,SC	3	\$13,999.32	
Exc Award (06/30/2018, 06/30/2019, 06/30/2020)																		
24686	INA	05/02/1963	Active	46	2	3	-1	-2.13%	50	30	2			N	P,S,T,VP,SC	0	\$6,571.81	
Exc Award (06/30/2016)																		
24699	KARUIZAWA	03/22/1972	Active	35	5	4	1	2.94%	34	27	0				S,T,M,VP	8	\$7,951.40	
Exc Award (06/30/2018, 06/30/2022, 06/30/2023)																		
24706	KOMAGANE	10/01/1963	Active	77	3	2	1	1.32%	77	5	6			N	S,M,SC	5	\$7,978.98	
Exc Award (06/30/2018, 06/30/2019)																		
24711	KOMORO	09/22/1968	Active	35	0	0	0	0.00%	36		9			N	VP,SC	3	\$3,500.01	
24705	KOSHOKU	09/13/1966	Active	16	1	5	-4	-20.00%	20	10	3				T,M,VP,SC	0	\$1,600.00	
Exc Award (06/30/2016)																		
24712	MARUKO	12/14/1962	Active	47	1	2	-1	-2.08%	48	7	5			N	M,SC	24	\$5,578.87	
Exc Award (06/30/2017, 06/30/2018)																		
24713	MATSUMOTO	08/10/1962	Active	75	4	3	1	1.35%	79	17	3				S,M,VP,SC	1	\$14,248.49	
Exc Award (06/30/2016, 06/30/2017)																		



# Club Health Assessment for District 334 E through April 2025

			Status	Membership							Reports					Finance	LCIF
Club Number	Club Name	Charter Date		Current Member Count	YTD Members Added	YTD Members Dropped	YTD Net Growth	YTD Net Growth%	Member Count 12 Months Ago	Avg. length of service for dropped members	Months Since Last MMR ***	Yrs. Since Last Officer Report	President Rotation	Vice President Reported ****	Months Since Last Activity Report ***	Account Balance	Donations for current Fiscal Year
			Number of times on status quo within last two years	If below 15 members appears					If net loss is greater than 20% appears			If no report in 3 months appears in	When more than one year appears in	Number of repeat terms	Notes the officers that do not have an active	If no report at 12 months appears in red	
24715	MATSUMOTO ALPS	03/18/1965	Active	49	9	2	7	16.67%	42	17	0			N	P,S,T,M,VP SC	0	\$7,241.11
Exc Award (06/30/2017, 06/30/2018, 06/30/2021)																	
24714	MATSUMOTO CHUO	06/10/1969	Active	43	3	1	2	4.88%	44	4	4			N	P,SC	0	\$1,000.00
Exc Award (06/30/2016, 06/30/2021, 06/30/2023)																	
24716	MATSUMOTO FUKASHI	02/15/1964	Active	41	1	1	0	0.00%	42	45	3			N	T,M,SC	1	\$8,344.29
Exc Award (06/30/2023)																	
30620	MOCHIZUKI	04/14/1975	Active	13	1	1	0	0.00%	15	0	3		3		M,VP,SC	5	\$797.63
Exc Award (06/30/2016, 06/30/2018)																	
24724	NAGANO	03/22/1962	Active	67	6	3	3	4.69%	56	15	0			N	SC	3	\$9,346.20
Exc Award (06/30/2016)																	
33068	NAGANO CHIKUMA	11/22/1976	Active	39	0	3	-3	-7.14%	43	20	2			N	P,T,M,SC	11	\$807.25
Exc Award (06/30/2016)																	
24725	NAGANO CHUO	04/22/1965	Active	74	7	1	6	8.82%	71	0	3			N	SC	2	\$13,954.27
122503	Nagano Green City	06/16/2014	Active	67	3	1	2	3.08%	76	10	4			N	M,SC	0	\$4,194.02
Exc Award (06/30/2016, 06/30/2017, 06/30/2021)																	
24726	NAGANO MATSUSHIRO	11/23/1966	Active	35	4	2	2	6.06%	34	22	0			N	T,M,SC	1	\$2,539.59
Exc Award (06/30/2017, 06/30/2024)																	
37651	NAGANO MISUZU	10/30/1979	Active	113	7	6	1	0.89%	118	8	0			N		0	\$37,449.23
Exc Award (06/30/2017, 06/30/2018, 06/30/2021)																	
43575	NAGANO RINDO	02/02/1984	Active	40	1	1	0	0.00%	40	2	0			N	SC	0	\$4,462.77
Exc Award (06/30/2018, 06/30/2021, 06/30/2023)																	
24727	NAGANO SHINONOI	07/29/1967	Active	51	5	0	5	10.87%	46		0			N	SC	5	\$3,788.24
Exc Award (06/30/2016, 06/30/2018)																	
29165	NAGANO SHIRAKABA	04/09/1974	Active	65	5	2	3	4.84%	64	38	0			N	SC	0	\$5,044.49
Exc Award (06/30/2021, 06/30/2023)																	
24800	NAGANO YAMANOUCI	06/16/1965	Active	21	0	1	-1	-4.55%	26	1	4				P,T,M,VP,SC	6	\$2,556.85
YUKEMURI																	
24746	NAKANO	10/10/1963	Active	31	1	2	-1	-3.13%	36	23	0			N	P,T,M	1	\$1,359.48
Exc Award (06/30/2016)																	



# Club Health Assessment for District 334 E through April 2025

			Status	Membership							Reports					Finance	LCIF	
Club Number	Club Name	Charter Date		Current Member Count	YTD Members Added	YTD Members Dropped	YTD Net Growth	YTD Net Growth%	Member Count 12 Months Ago	Avg. length of service for dropped members	Months Since Last MMR ***	Yrs. Since Last Officer Report	President Rotation	Vice President Reported ****	Months Since Last Activity Report ***	Account Balance	Donations for current Fiscal Year	
			Number of times on status quo within last two years	If below 15 members appears					If net loss is greater than 20% appears			If no report in 3 months appears in	When more than one year appears in	Number of repeat terms	Notes the officers that do not have an active	If no report at 12 months appears in red		
24752	OBUSE	03/29/1973	Active	9	1	1	0	0.00%	4	11	0		8	P,VP,SC	0	90+ Days	\$541.85	
Exc Award (06/30/2016)																		
24754	OKAYA	06/28/1962	Active	127	13	1	12	10.43%	117	47	0			M,VP,SC	0		\$49,882.22	
Exc Award (06/30/2020, 06/30/2022, 06/30/2024)																		
24756	OMACHI	01/17/1964	Active	17	3	2	1	6.25%	18	6	3			S,T,M,VP,SC	1		\$1,155.35	
34911	SAKAKI	12/27/1977	Active	22	3	1	2	10.00%	19	1	1		2	N	M,SC		4	\$3,103.64
24762	SAKU	06/16/1965	Active	95	9	5	4	4.40%	93	12	0			N	M,SC		0	\$7,760.35
Exc Award (06/30/2016, 06/30/2018, 06/30/2020)																		
24773	SHIMOSUWA	09/10/1973	Active	39	2	1	1	2.63%	38	4	4			N	M,SC		0	\$2,517.12
Exc Award (06/30/2017, 06/30/2019)																		
38530	SHIOJIRI KIKYO	05/05/1980	Active	50	2	0	2	4.17%	51		0			N	T,M,SC		0	\$6,263.54
Exc Award (06/30/2017, 06/30/2018, 06/30/2020)																		
24779	SUWAKO	01/20/1960	Active	116	6	4	2	1.75%	122	9	-1				S,T,M,VP,SC		0	\$10,157.24
24780	SUZAKA	06/20/1963	Active	12	2	2	0	0.00%	15	17	3			R	P,T,M,VP,SC		7	\$1,177.07
Exc Award (06/30/2016)																		
37302	TAKASE L C	06/12/1979	Active	24	0	2	-2	-7.69%	26	29	4				S,T,M,VP,SC		4	\$1,929.09
Exc Award (06/30/2017)																		
24782	TATSUNO	12/26/1973	Active	26	0	0	0	0.00%	26		12				T,M,VP,SC		4	\$835.50
Exc Award (06/30/2016)																		
40832	TOGURA KAMIYAMADA	01/27/1982	Active	34	2	0	2	6.25%	33		2				P,S,T,M,VP SC	2	\$1,713.49	
Exc Award (06/30/2016, 06/30/2017)																		
28205	TOMI	03/25/1974	Active	40	3	0	3	8.11%	39		5			N	P,M,VP,SC	3	\$4,810.88	
Exc Award (06/30/2016, 06/30/2017, 06/30/2020)																		
24797	UEDA	02/16/1964	Active	20	1	1	0	0.00%	25	0	9		2		T,M,VP,SC	16		
Exc Award (06/30/2016, 06/30/2018)																		
32034	UEDA JONAN	04/06/1976	Active	74	1	1	0	0.00%	76	3	0			N	M,SC	4	\$12,650.77	
Exc Award (06/30/2016, 06/30/2017, 06/30/2020)																		
30527	USUDA	04/08/1975	Active	22	1	0	1	4.76%	22		4		2		S,M,VP,SC	5	\$3,081.46	



## Club Health Assessment for District 334 E through April 2025

				Status	Membership						Reports					Finance	LCIF
Club Number	Club Name	Charter Date		Current Member Count	YTD Members Added	YTD Members Dropped	YTD Net Growth	YTD Net Growth%	Member Count 12 Months Ago	Avg. length of service for dropped members	Months Since Last MMR ***	Yrs. Since Last Officer Report	President Rotation	Vice President Reported ****	Months Since Last Activity Report ***	Account Balance	Donations for current Fiscal Year
			Number of times on status quo within last two years	If below 15 members appears				If net loss is greater than 20% appears			If no report in 3 months appears in	When more than one year appears in	Number of repeat terms	Notes the officers that do not have an active	If no report at 12 months appears in red		

Clubs Cancelled Previous Fiscal Year – Clubs Cancelled within last 12 months may be reinstated

Club Number	Club Name	Charter Date	Current Status*	Cancellation Date
48408	SHINSHU SHINMACHI	04/01/1988	Cancelled(6*)	06/29/2024
24778	SHIOJIRI	04/08/1964	Cancelled(6*)	06/29/2024

Current Total Clubs Count	YTD New Clubs Count	YTD Cancelled Clubs Count	YTD Net Club Gain	Current Total Members Count	YTD Add	YTD Drop	YTD Net Growth	YTD Net Growth %	Member Count 12 Months Ago	Average Member Count Per Club	% of Clubs with less than 20 members	% No MMR in 3 Months	% No Officer Report in 12 Months	% of Clubs with balance 90+ days	Number of Clubs in Status Quo	% Status Quo Clubs in Financial Suspension	Number of Cancelled Clubs	Average Cancelled Club Age	Members Lost Due to Cancellation	% of Clubs Cancelled for Non-Financial Reasons
46	0	0	0	2,145	147	78	69	3.32%	2,146	47	11%	46%	0%	2%	0	0%	0	0	0	0%

\* - P - Priority Club. Cancellation Reasons: 1-Objectives/conduct, 2-Non-active club, 5-Non-existing club, 6-Disbanding, 7-Merger, 8-Financial Suspension, 9-District/Multiple District Dues.

\*\* - Abbreviation: P-President, S-Secretary, T-Treasurer, M-Member Chairperson, VP-First Vice President, MC-Communications Chairperson, SC-Service Chairperson

\*\*\* - Abbreviation: N/R - Never reported using the Lions Clubs website, N/A - Not applicable, No password registered for the Lions Clubs website.

\*\*\*\* - Abbreviation: N - New, IP - Immediate Past, R - Repeat.






# Club Health Assessment for District 335 A through April 2025

			Status	Membership							Reports					Finance		LCIF
Club Number	Club Name	Charter Date		Current Member Count	YTD Members Added	YTD Members Dropped	YTD Net Growth	YTD Net Growth%	Member Count 12 Months Ago	Avg. length of service for dropped members	Months Since Last MMR ***	Yrs. Since Last Officer Report	President Rotation	Vice President Reported ****	Months Since Last Activity Report ***	Account Balance	Donations for current Fiscal Year	
			Number of times on status quo within last two years	If below 15 members appears				If net loss is greater than 20% appears			If no report in 3 months appears in	When more than one year appears in	Number of repeat terms	Notes the officers that do not have an active	If no report at 12 months appears in red			
Clubs less than two years old																		
155971	Hyogo Mirai	09/19/2023	Active	23	7	5	2	9.52%	21	1	3		2	N	6		\$1,021.62	
179875	Kobe Hikari	01/15/2025	Active	30	30	0	30	100.00%	0		0			M,VP	0		\$1,000.00	
Clubs more than two years old																		
24276	AKASHI	03/06/1962	Active	50	7	2	5	11.11%	21	26	2			N	S,T,M,SC	1	\$7,629.16	
24278	AKASHI CENTRAL	02/07/1971	Active	10	0	0	0	0.00%	10		13				T,M,VP,SC	13	\$482.92	
Exc Award (06/30/2018)																		
24274	AKASHI FUTAMI	02/11/1971	Active	3	0	0	0	0.00%	3		15				S,T,M,VP,SC	17	\$290.84	
24277	AKASHI KITA	11/26/1973	Active	7	0	0	0	0.00%	7		56		14		S,T,M,VP,SC	0	\$700.04	
30988	AKASHI NISHI	06/23/1975	Active	34	2	4	-2	-5.56%	37	5	4		2	N	T,VP,SC	17	\$12,070.01	
Exc Award (06/30/2016, 06/30/2017, 06/30/20)																		
33493	AKASHI UOZUMI	03/01/1977	Active	15	0	1	-1	-6.25%	17	33	3		2		S,T,M,VP,SC	19	\$668.00	
Exc Award (06/30/2017)																		
24284	AMAGASAKI	09/12/1957	Active	25	1	0	1	4.17%	25		3				S,T,M,VP,SC	12	\$1,900.04	
Exc Award (06/30/2023)																		
24286	AMAGASAKI KOTONOURA	02/11/1970	Active	12	1	1	0	0.00%	12	40	4		None	R	P,T,VP,SC	1	\$1,638.79	
Exc Award (06/30/2020, 06/30/2023)																		
38108	AMAGASAKI MUKO	02/22/1980	Active	29	3	2	1	3.57%	27	3	4				P,T,M,VP,SC	10	\$2,637.44	
Exc Award (06/30/2018)																		
102154	AMAGASAKI SONODA	05/21/2008	Active	56	1	0	1	1.82%	58		9			N	S,T,VP,SC	18	\$1,595.13	
Exc Award (06/30/2017, 06/30/2022, 06/30/20)																		
24281	AMAGASAKI SOUTH	04/16/1966	Active	25	0	2	-2	-7.41%	27	4	4			N	S,M,VP	13	\$1,461.61	
Exc Award (06/30/2017, 06/30/2022, 06/30/20)																		
24289	ASHIYA	01/15/1958	Active	32	1	0	1	3.23%	32		9			N	VP,SC	2	\$5,300.37	
61504	ASHIYA HARMONY	02/05/1999	Active	20	1	0	1	5.26%	23		9			N	S,M,VP,SC	18	\$1,629.28	
Exc Award (06/30/2016, 06/30/2018, 06/30/20)																		
24290	ASHIYA HIGASHI	04/08/1966	Active	27	2	4	-2	-6.90%	31	15	0				S,T,M,VP,SC	24	\$260.00	
Exc Award (06/30/2017, 06/30/2018, 06/30/20)																		




# Club Health Assessment for District 335 A through April 2025

			Status	Membership							Reports					Finance	LCIF
Club Number	Club Name	Charter Date		Current Member Count	YTD Members Added	YTD Members Dropped	YTD Net Growth	YTD Net Growth%	Member Count 12 Months Ago	Avg. length of service for dropped members	Months Since Last MMR ***	Yrs. Since Last Officer Report	President Rotation	Vice President Reported ****	Months Since Last Activity Report ***	Account Balance	Donations for current Fiscal Year
			Number of times on status quo within last two years	If below 15 members appears				If net loss is greater than 20% appears			If no report in 3 months appears in	When more than one year appears in	Number of repeat terms	Notes the officers that do not have an active	If no report at 12 months appears in red		
24298	HIKAMI	03/28/1965	Active	23	3	4	-1	-4.17%	25	15	0			N	P,S,T,M,VP SC	13	\$1,409.91
	Exc Award (06/30/2017)																
24307	INAMI	01/08/1964	Active	35	0	1	-1	-2.78%	36	8	4			N	P,T,M,VP,SC	4	\$1,659.96
	Exc Award (06/30/2017, 06/30/2022)																
24308	ITAMI	03/21/1960	Active	22	1	0	1	4.76%	25		0			N	P,S,T,M,VP SC	0	\$1,171.10
	Exc Award (06/30/2017, 06/30/2018, 06/30/20)																
24311	ITAMI INANO	11/22/1966	Active	23	1	2	-1	-4.17%	25	19	2			N	P,S,M,SC	0	\$4,795.57
	Exc Award (06/30/2023)																
24312	IZANAGI L C	11/25/1965	Active	6	0	1	-1	-14.29%	8	10	4			N	P,VP,SC	3	\$60.00
24315	JOTO	02/23/1969	Active	11	1	1	0	0.00%	11	0	0		2	R	P,T,M,SC	5	\$1,000.05
	Exc Award (06/30/2017)																
24316	KAIBARA	03/08/1964	Active	21	3	3	0	0.00%	24	24	3			N	P,S,T,M,VP SC	3	\$1,555.81
24324	KASUGA	03/17/1968	Active	15	0	1	-1	-6.25%	23	31	3				M,VP,SC	6	\$4,143.46
	Exc Award (06/30/2016, 06/30/2017, 06/30/20)																
24322	KAWANISHI	09/09/1958	Active	49	2	4	-2	-3.92%	53	2	1			N	SC	0	\$10,788.97
	Exc Award (06/30/2018, 06/30/2019, 06/30/20)																
36785	KAWANISHI CHUO	03/05/1979	Active	26	0	1	-1	-3.70%	28	7	4			N	S,M,SC	0	\$2,613.16
	Exc Award (06/30/2020, 06/30/2023)																
62593	KOBE CENTURY	12/21/1999	Active	44	2	2	0	0.00%	42	8	1			N	S,M,SC	1	\$108.06
	Exc Award (06/30/2017, 06/30/2022, 06/30/20)																
43299	KOBE CHUO	12/06/1983	Active	18	0	0	0	0.00%	18		13		2		P,S,M,VP,SC	0	\$397.00
24332	KOBE EAST	11/08/1957	Active	28	0	2	-2	-6.67%	31	4	1			N		24+	\$298.21
	Exc Award (06/30/2016, 06/30/2018, 06/30/20)																
31381	KOBE FUKIAI	11/10/1975	Active	10	1	1	0	0.00%	11	43	6			N	SC	0	\$65.00
	Exc Award (06/30/2018)																
44692	KOBE HIGASHINADA MARINE	02/11/1985	Active	9	0	0	0	0.00%	13		10				P,S,M,VP,SC	13	\$328.13
	Exc Award (06/30/2017, 06/30/2018)																
24330	KOBE HOST	02/10/1953	Active	96	5	8	-3	-3.03%	97	13	1				VP,SC	18	\$11,989.71




# Club Health Assessment for District 335 A through April 2025

			Status	Membership							Reports					Finance	LCIF	
Club Number	Club Name	Charter Date		Current Member Count	YTD Members Added	YTD Members Dropped	YTD Net Growth	YTD Net Growth%	Member Count 12 Months Ago	Avg. length of service for dropped members	Months Since Last MMR ***	Yrs. Since Last Officer Report	President Rotation	Vice President Reported ****	Months Since Last Activity Report ***	Account Balance	Donations for current Fiscal Year	
			Number of times on status quo within last two years	If below 15 members appears					If net loss is greater than 20% appears			If no report in 3 months appears in	When more than one year appears in	Number of repeat terms	Notes the officers that do not have appears in an active	If no report at 12 months red		
Exc Award (06/30/2016, 06/30/2017, 06/30/2020) 29759 KOBE HYOGO CITY 08/06/1974			Active	17	1	2	-1	-5.56%	18	5	1			T,M,VP,SC	0		\$946.72	
Exc Award (06/30/2020, 06/30/2021) 24340 KOBE IKUTA 06/18/1965			Active	19	1	1	0	0.00%	23	2	3			T,M,VP,SC	24+		\$1,122.74	
Exc Award (06/30/2018, 06/30/2020) 116723 KOBE KITANO 05/01/2012			Active	22	0	3	-3	-12.00%	23	5	4		2	P,M,VP,SC	N/A		\$118.42	
24337 KOBE KONAN 02/21/1964			Active	41	4	3	1	2.50%	41	12	2		N	M,VP	18		\$6,151.44	
Exc Award (06/30/2017, 06/30/2018, 06/30/2020) 24326 KOBE MINATO 11/26/1968			Active	31	0	1	-1	-3.13%	36	1	1			N		14	\$586.76	
Exc Award (06/30/2018, 06/30/2019, 06/30/2020) 24329 KOBE NADA 02/26/1965			Active	18	0	0	0	0.00%	19		10			N	P,M,SC	0	\$433.34	
Exc Award (06/30/2018) 35313 KOBE NAGATA 04/24/1978			Active	16	0	0	0	0.00%	18		10			N	S,M,SC	0	\$164.64	
58020 KOBE NOJIGIKU muse 03/21/1996			Active	36	4	6	-2	-5.26%	36	8	1		None	P,T,M,VP,SC	7		\$1,364.63	
Exc Award (06/30/2016, 06/30/2018, 06/30/2020) 24333 KOBE ROKKO PORT 10/02/1962			Active	14	1	2	-1	-6.67%	15	35	4			N	M	11	\$1,290.50	
24334 KOBE SANNOMIYA 12/08/1960			Active	11	0	2	-2	-15.38%	14	27	4			N	P,T,M,VP,SC	1	\$134.50	
24336 KOBE SUMA 08/03/1963			Active	42	3	1	2	5.00%	41	15	1			N	T,M	10	\$5,086.51	
Exc Award (06/30/2016, 06/30/2019) 24335 KOBE WEST 09/11/1958			Active	42	8	0	8	23.53%	40		2			N	S,T,M,VP,SC	1	\$9,094.41	
Exc Award (06/30/2016, 06/30/2017) 24341 KONDA 06/29/1973			Active	21	3	0	3	16.67%	18		4			P,S,T,M,VP SC	24+		\$1,050.12	
24343 MIHARA 11/05/1973			Active	34	0	0	0	0.00%	34		9			P,S,T,M,VP SC	17		\$6,087.49	
Exc Award (06/30/2018, 06/30/2019, 06/30/2020) 24352 NISHIKI 06/29/1973			Active	13	2	0	2	18.18%	15		1			P,T,M,VP,SC	24+		\$1,000.03	
24354 NISHINOMIYA EBISU 03/08/1970			Active	50	11	3	8	19.05%	42	40	2			N	S,M,VP,SC	10	\$2,507.04	
Exc Award (06/30/2017, 06/30/2018, 06/30/2020) 24353 NISHINOMIYA KABUTOYAMA 12/10/1973			Active	20	0	1	-1	-4.76%	23	25	4			N	P,S,T,M	0	\$629.27	



# Club Health Assessment for District 335 A through April 2025


			Status	Membership						Reports					Finance		LCIF	
Club Number	Club Name	Charter Date		Current Member Count	YTD Members Added	YTD Members Dropped	YTD Net Growth	YTD Net Growth%	Member Count 12 Months Ago	Avg. length of service for dropped members	Months Since Last MMR ***	Yrs. Since Last Officer Report	President Rotation	Vice President Reported ****	Months Since Last Activity Report ***	Account Balance	Donations for current Fiscal Year	
			Number of times on status quo within last two years	If below 15 members appears				If net loss is greater than 20% appears			If no report in 3 months appears in	When more than one year appears in	Number of repeat terms	Notes the officers that do not have an active	If no report at 12 months appears in red			
Exc Award (06/30/2017, 06/30/2018, 06/30/2024351 NISHINOMIYA KOSHIE			03/19/1966	Active	20	3	0	3	17.65%	16	6			S,M,VP,SC	0		\$1,084.03	
Exc Award (06/30/2016, 06/30/2017, 06/30/2024349 NISHINOMIYA SAKURA			12/07/1960	Active	6	0	1	-1	-14.29%	7	55	9	1	None	P,S,T,M,VP SC	24+		\$100.00
65053 NISHINOMIYA WHITE			03/01/2002	Active	28	5	2	3	12.00%	27	23	3		N	SC	1		\$387.79
Exc Award (06/30/2016, 06/30/2019, 06/30/2024361 SANDA			07/09/1963	Active	26	2	0	2	8.33%	25	2			P,S,T,M,VP SC	10		\$4,968.12	
Exc Award (06/30/2017)																		
24362 SANNAN			10/30/1966	Active	12	0	0	0	0.00%	15	10			P,S,T,M,VP SC	18		\$2,664.64	
24363 SASAYAMA			07/03/1966	Active	24	2	2	0	0.00%	23	8	8		M,VP,SC	24+		\$4,416.49	
Exc Award (06/30/2017, 06/30/2018, 06/30/2024365 SUMOTO			12/06/1960	Active	48	1	1	0	0.00%	49	1	8		N	M,SC	0		\$1,190.84
Exc Award (06/30/2016, 06/30/2017, 06/30/2024366 SUMOTO ONOKORO			05/29/1964	Active	34	3	2	1	3.03%	34	3	1		N	SC	1		\$329.26
Exc Award (06/30/2016, 06/30/2018, 06/30/2024367 TAKARAZUKA			04/06/1961	Active	34	2	0	2	6.25%	36	0			T,M,VP,SC	0		\$7,113.31	
24369 TAKARAZUKA GREEN			06/29/1971	Active	28	2	2	0	0.00%	32	30	0		P,S,T,M,VP SC	14		\$540.01	
Exc Award (06/30/2017)																		
24370 TAKI			05/23/1972	Active	31	3	1	2	6.90%	33	4	0		N	P,S,T,M,VP SC	17		\$1,703.49
Exc Award (06/30/2016, 06/30/2017, 06/30/2024359 TANNAN			03/29/1970	Active	11	1	0	1	10.00%	10	5			N	M,SC	24+		\$1,173.38
Exc Award (06/30/2018)																		
34575 TSUNA			10/24/1977	Active	30	2	1	1	3.45%	28	9	3		N	SC	2		\$3,761.26

Clubs Cancelled Previous Fiscal Year – Clubs Cancelled within last 12 months may be reinstated

Club Number	Club Name	Charter Date	Current Status*	Cancellation Date
67459	AKASHI SHIOSAI	03/24/2003	Cancelled(7*)	06/29/2024
24310	ITAMI SASAHARA	03/28/1973	Cancelled(6*)	06/29/2024



## Club Health Assessment for District 335 A through April 2025

 Club Number      Club Name      Charter Date			Status		Membership							Reports				Finance		LCIF		
					Current Member Count	YTD Members Added	YTD Members Dropped	YTD Net Growth	YTD Net Growth%	Member Count 12 Months Ago	Avg. length of service for dropped members	Months Since Last MMR ***	Yrs. Since Last Officer Report	President Rotation	Vice President Reported ****	Months Since Last Activity Report ***	Account Balance	Donations for current Fiscal Year		
			Number of times on status quo within last two years	If below 15 members appears				If net loss is greater than 20% appears				If no report in 3 months appears in	When more than one year appears in	Number of repeat terms	Notes the officers that do not have an active	If no report at 12 months appears in red				
49930	KOBE HARBOR	10/23/1989	Cancelled(6*)	06/29/2024																
58842	KOBE RAINBOW	11/12/1996	Cancelled(6*)	06/29/2024																
24339	KOBE TARUMI	12/17/1964	Cancelled(6*)	06/29/2024																
99978	KOBE TIARA	07/31/2007	Cancelled(6*)	05/29/2024																
24357	SEIDAN	04/23/1970	Cancelled(6*)	10/29/2023																
Current Total Clubs Count	YTD New Clubs Count	YTD Cancelled Clubs Count	YTD Net Club Gain	Current Total Members Count	YTD Add	YTD Drop	YTD Net Growth	YTD Net Growth %	Member Count 12 Months Ago	Average Member Count Per Club	% of Clubs with less than 20 members	% No MMR in 3 Months	% No Officer Report in 12 Months	% of Clubs with balance 90+ days	Number of Clubs in Status Quo	% Status Quo Clubs in Financial Suspension	Number of Cancelled Clubs	Average Cancelled Club Age	Members Lost Due to Cancellation	% of Clubs Cancelled for Non-Financial Reasons
62	1	0	1	1,613	139	89	50	3.20%	1,612	26	34%	61%	2%	0%	0	0%	0	0	0	0%

\* - P - Priority Club. Cancellation Reasons: 1-Objectives/conduct, 2-Non-active club, 5-Non-existing club, 6-Disbanding, 7-Merger, 8-Financial Suspension, 9-District/Multiple District Dues.


\*\* - Abbreviation: P-President, S-Secretary, T-Treasurer, M-Member Chairperson, VP-First Vice President, MC-Communications Chairperson, SC-Service Chairperson

\*\*\* - Abbreviation: N/R - Never reported using the Lions Clubs website, N/A - Not applicable, No password registered for the Lions Clubs website.

\*\*\*\* - Abbreviation: N - New, IP - Immediate Past, R - Repeat.




# Club Health Assessment for District 335 B through April 2025

			Status	Membership							Reports					Finance	LCIF
Club Number	Club Name	Charter Date		Current Member Count	YTD Members Added	YTD Members Dropped	YTD Net Growth	YTD Net Growth%	Member Count 12 Months Ago	Avg. length of service for dropped members	Months Since Last MMR ***	Yrs. Since Last Officer Report	President Rotation	Vice President Reported ****	Months Since Last Activity Report ***	Account Balance	Donations for current Fiscal Year
			Number of times on status quo within last two years	If below 15 members appears					If net loss is greater than 20% appears			If no report in 3 months appears in	When more than one year appears in	Number of repeat terms	Notes the officers that do not have appears in an active red	If no report in 12 months appears in red	
Clubs less than two years old																	
158063	Hirakata Hikoboshi	06/07/2024	Active	41	2	0	2	5.13%	0		5		2	R	M,VP,SC	N/A	\$1,795.88
171318	Kishu Aoi	05/24/2024	Active	74	11	7	4	5.71%	0	19	0		2	N	M,SC	0	\$7,062.95
171317	Osaka Chuo	05/24/2024	Active	68	11	2	9	15.25%	0	3	0		2	N	T	2	\$8,509.37
173557	OSAKA SAMURAI	07/22/2024	Active	18	22	4	18	100.00%	0	0	4			N		N/A	\$387.32
157800	Osaka United Pride	03/29/2024	Active	30	10	1	9	42.86%	20	0	1		2		M,VP,SC	N/A	\$667.71
Clubs more than two years old																	
23732	ARIDA	03/07/1962	Active	76	4	1	3	4.11%	77	15	1				T,VP,SC	1	\$7,423.34
Exc Award (06/30/2018)																	
23733	DAITO	12/01/1968	Active	19	1	0	1	5.56%	19		9				T,VP,SC	24+	\$3,274.93
23734	FUJIIIDERA	06/09/1968	Active	54	2	5	-3	-5.26%	58	11	1			N	M,VP,SC	1	\$18,258.05
23738	GOBO	06/18/1966	Active	40	2	2	0	0.00%	47	6	2			N	M,SC	0	\$4,724.77
37652	GOBO CHUO	10/31/1979	Active	55	2	2	0	0.00%	54	28	0			N	T,VP,SC	0	\$6,107.03
23739	HABIKINO	11/08/1964	Active	50	5	0	5	11.11%	44		5			N	T,M,VP,SC	6	\$4,070.44
23740	HASHIMOTO	06/21/1966	Active	25	0	0	0	0.00%	32		0				VP	0	\$361.84
23743	HIGASHI OSAKA	09/01/1959	Active	35	4	2	2	6.06%	50	4	0			IP	P,S,T,SC	3	\$9,108.48
23735	HIGASHI OSAKA FUSE	02/01/1960	Active	27	0	0	0	0.00%	30		9			N	P,S,T,M	2	\$4,650.45
23755	HIGASHI OSAKA KAWACHI	05/01/1962	Active	22	0	0	0	0.00%	26		4		2	N		1	\$2,197.30
23737	HIGASHI OSAKA KIKUSUI	02/11/1968	Active	26	2	8	-6	-18.75%	40	18	2		2		S,T,M,VP,SC	5	\$3,287.93
105232	HIGASHIOSAKA DAITONAWATE	04/10/2009	Active	48	3	3	0	0.00%	48	2	4				P,T,M,VP,SC	4	\$5,548.72
39385	HIGASHIOSAKA HIGASHI	01/31/1981	Active	24	2	0	2	9.09%	22		0			R	M,SC	17	\$697.12
78928	HIGASHIOSAKA KUSUNOKI	04/30/2004	Active	50	2	7	-5	-9.09%	55	11	0			N	M,VP,SC	1	\$3,361.70
Exc Award (06/30/2024)																	
23742	HIRAKATA	06/15/1958	Active	119	7	15	-8	-6.30%	128	12	0				T,M,VP,SC	6	\$9,494.59
28159	HIRAKATA CHUO	03/12/1974	Active	26	0	1	-1	-3.70%	26	4	4				M,VP,SC	5	\$1,875.88



# Club Health Assessment for District 335 B through April 2025

			Status	Membership							Reports					Finance	LCIF	
Club Number	Club Name	Charter Date		Current Member Count	YTD Members Added	YTD Members Dropped	YTD Net Growth	YTD Net Growth%	Member Count 12 Months Ago	Avg. length of service for dropped members	Months Since Last MMR ***	Yrs. Since Last Officer Report	President Rotation	Vice President Reported ****	Months Since Last Activity Report ***	Account Balance	Donations for current Fiscal Year	
			Number of times on status quo within last two years	If below 15 members appears				If net loss is greater than 20% appears			If no report in 3 months appears in	When more than one year appears in	Number of repeat terms	Notes the officers that do not have an active	If no report at 12 months red			
43693	HIRAKATA ROSE	03/26/1984	Active	99	10	0	10	11.24%	90		3			N	SC	7		\$17,586.85
126047	Hirakata Senior	10/27/2015	Active	29	0	1	-1	-3.33%	41	3	4		2	R	M,VP,SC	7		\$943.44
150910	Hokusetsu Mirai	05/24/2022	Active	23	1	1	0	0.00%	25	3	2			N		4		\$413.44
75993	HOKUSETSU ROSE	06/30/2003	Active	16	0	0	0	0.00%	16		12			N		1		\$1,297.30
23744	IBARAKI	10/07/1961	Active	129	3	2	1	0.78%	152	30	1				M,VP,SC	1		\$29,637.26
61561	IBARAKI HARMONY	02/26/1999	Active	24	2	0	2	9.09%	22		3			N	P,M,SC	2		\$6,000.06
Exc Award (06/30/2017, 06/30/2018)																		
40581	IBARAKI OAK	11/02/1981	Active	55	1	2	-1	-1.79%	59	29	0			N	S,T,VP,SC	6		\$434.46
50681	IBARAKI ROSE	06/07/1990	Active	41	1	0	1	2.50%	40		2			N	T,VP,SC	4		\$4,119.66
23745	IKEDA	11/04/1959	Active	51	5	1	4	8.51%	51	10	1			N	SC	7		\$6,941.75
23746	ITO KOYASAN L C	10/23/1962	Active	17	1	4	-3	-15.00%	20	16	3				T,M,VP,SC	1		\$1,172.07
37897	IZUMI CHUO	12/26/1979	Active	45	10	1	9	25.00%	39	33	4			N	P,S,T,SC	0		\$9,905.17
23748	IZUMI OTSU	02/14/1961	Active	101	5	1	4	4.12%	105	1	0			N	T,M,VP,SC	1		\$8,812.03
78926	IZUMI SOLEIL	04/30/2004	Active	59	4	1	3	5.36%	56	1	1			N	T,M,SC	14		\$4,002.88
23747	IZUMIOSAKA	11/12/1963	Active	38	4	26	-22	-36.67%	70	4	3				S,T,M,VP,SC	24		\$66.71
23750	IZUMISANO CHUO	03/23/1969	Active	60	4	1	3	5.26%	58	1	0			N	S,T,VP,SC	0		\$4,669.60
23752	KAINAN	01/21/1961	Active	16	0	10	-10	-38.46%	26	13	0				P,T,VP	1		\$1,186.49
23753	KAIZUKA	03/31/1963	Active	36	4	2	2	5.88%	38	30	0			N	M,SC	4		\$6,034.37
23756	KASHIWARA	05/08/1963	Active	93	1	0	1	1.09%	93		4			N		0		\$27,020.79
150914	Katano Orihime	05/25/2022	Active	42	3	2	1	2.44%	36	2	0			N	M,VP,SC	6		\$4,526.03
23758	KATSUURA	05/07/1962	Active	37	5	2	3	8.82%	34	47	1			N		1		\$2,374.24
23754	KAWACHINAGANO	04/01/1965	Active	27	1	3	-2	-6.90%	29	11	4			IP	P,S,T,SC	0		\$2,688.61
23832	KII TANABE	01/31/1959	Active	82	7	1	6	7.89%	80	1	0				T,M,VP,SC	0		\$10,850.17
23760	KISHIWADA	10/27/1960	Active	47	1	0	1	2.17%	48		2			N	M,SC	0		\$11,194.14
23759	KISHIWADA CHIKIRI	01/28/1974	Active	62	3	0	3	5.08%	60		0				M,VP,SC	1		\$10,802.94





# Club Health Assessment for District 335 B through April 2025

			Status	Membership							Reports					Finance	LCIF	
Club Number	Club Name	Charter Date		Current Member Count	YTD Members Added	YTD Members Dropped	YTD Net Growth	YTD Net Growth%	Member Count 12 Months Ago	Avg. length of service for dropped members	Months Since Last MMR ***	Yrs. Since Last Officer Report	President Rotation	Vice President Reported ****	Months Since Last Activity Report ***	Account Balance	Donations for current Fiscal Year	
			Number of times on status quo within last two years	If below 15 members appears				If net loss is greater than 20% appears			If no report in 3 months appears in	When more than one year appears in	Number of repeat terms	Notes the officers that do not have an active	If no report at 12 months red			
23761	KISHIWADA CHUO	03/21/1964	Active	41	4	0	4	10.81%	37		2			N	M,VP	5		\$11,303.61
	Exc Award (06/30/2024)																	
67460	KISHIWADA COSMOS	03/24/2003	Active	58	8	1	7	13.73%	52	0	0			N	S,M,SC	0		\$13,401.31
61392	KISHIWADA UNITY	12/22/1998	Active	16	3	2	1	6.67%	15	2	4		3		S,T,M,VP,SC	24+		\$100.01
153447	Kitaosaka Mirai	01/06/2023	Active	38	4	0	4	11.76%	33		0			N	M,SC	7		\$3,061.11
23764	KUSHIMOTO	05/30/1962	Active	37	2	2	0	0.00%	40	35	3			N	S,T,M,VP,SC	1		\$5,270.53
23765	MATSUBARA	06/29/1964	Active	72	3	1	2	2.86%	71	10	2			N	SC	0		\$15,682.22
23766	MINABE	03/16/1969	Active	36	2	2	0	0.00%	40	9	1				P,S,T,M,VP SC	15		\$2,477.49
96834	MINAMI OSAKA MISASAGI	04/03/2006	Active	20	2	8	-6	-23.08%	28	8	3			N	P,T,SC	4		\$6,483.55
23767	MINOH	05/10/1961	Active	53	7	3	4	8.16%	52	5	0			N	S,T,M,VP	5		\$9,668.08
37898	MINOO SENBA	12/19/1979	Active	25	0	5	-5	-16.67%	31	8	7			N	M,VP,SC	0		\$1,701.41
31496	MISAKI	12/08/1975	Active	34	2	0	2	6.25%	32		3			N	P,T,M,VP,SC	3		\$2,541.51
23769	MORIGUCHI	10/13/1960	Active	52	3	4	-1	-1.89%	56	9	0				M,VP,SC	9		\$8,547.62
23770	NAGA	10/27/1963	Active	52	6	2	4	8.33%	52	8	0				M,VP,SC	0		\$762.93
33195	NANKISHIRAHAMA	12/31/1976	Active	20	4	3	1	5.26%	23	4	0			N	M,SC	1		\$1,217.31
33161	NEYAGAWA CHUO	12/23/1976	Active	66	1	1	0	0.00%	74	8	1			N	T,M,VP,SC	0		\$3,448.72
33162	NOSE	12/23/1976	Active	26	1	1	0	0.00%	30	8	3			IP	P,S,T,M,VP SC	0		\$1,922.35
23787	OSAKA	04/16/1953	Active	81	10	5	5	6.58%	76	25	0			N	M,SC	2		\$19,789.94
23777	OSAKA ABENO	01/26/1963	Active	26	0	0	0	0.00%	27		10				P,T,M,VP,SC	3		\$3,434.08
23790	OSAKA CHYUBU	03/22/1962	Active	25	4	2	2	8.70%	29	0	3				S,T,M,VP,SC	0		\$282.89
141315	Osaka Connect	04/02/2020	Active	13	6	7	-1	-7.14%	18	2	3			N	SC	14		\$100.00
61748	OSAKA COSMOS	04/01/1999	Active	27	1	1	0	0.00%	30	5	0			N	SC	0		\$5,002.06
23788	OSAKA DOJIMA	03/26/1961	Active	38	0	3	-3	-7.32%	42	17	4			N	P,S,T,M,VP SC	2		\$1,287.30
101610	OSAKA DREAM	03/28/2008	Active	10	1	12	-11	-52.38%	21	10	1		None		P,T,M,VP,SC	N/R		\$1,000.00
23780	OSAKA FUKUSHIMA	11/01/1963	Active	43	0	9	-9	-17.31%	53	10	4				VP	6		\$2,405.62



# Club Health Assessment for District 335 B through April 2025

			Status	Membership							Reports					Finance	LCIF
Club Number	Club Name	Charter Date		Current Member Count	YTD Members Added	YTD Members Dropped	YTD Net Growth	YTD Net Growth%	Member Count 12 Months Ago	Avg. length of service for dropped members	Months Since Last MMR ***	Yrs. Since Last Officer Report	President Rotation	Vice President Reported ****	Months Since Last Activity Report ***	Account Balance	Donations for current Fiscal Year
			Number of times on status quo within last two years	If below 15 members appears	If net loss is greater than 20% appears						If no report in 3 months appears in	When more than one year appears in	Number of repeat terms	Notes the officers that do not have an active	If no report at 12 months red		
98758	OSAKA GINBASHI	03/13/2007	Active	15	2	1	1	7.14%	14	1	2		2	S,M,VP,SC	24+	90+ Days	\$124.92
23782	OSAKA HIGASHISUMIYOSHI HIRANO	06/25/1963	Active	9	1	0	1	12.50%	12		4			IP P,T	24+		\$585.95
23821	OSAKA HIGASHIYODO	11/05/1973	Active	31	2	0	2	6.90%	29		3			N T,SC	2		\$5,374.37
Exc Award (06/30/2016, 06/30/2017)																	
23810	OSAKA IKUNO	11/13/1964	Active	51	0	2	-2	-3.77%	57	12	5		2	N S,T,M,SC	4		\$5,061.81
151091	Osaka Joinus	06/15/2022	Active	20	2	3	-1	-4.76%	22	1	3			N M	6		\$20,387.95
23779	OSAKA JOTO	04/28/1964	Active	22	2	0	2	10.00%	22		3			IP S,T,M,SC	5		\$1,493.39
67607	OSAKA MARGUERITE	04/04/2003	Active	31	2	1	1	3.33%	31	3	3			S,M,VP,SC	1		\$1,477.73
23795	OSAKA MINATO	08/20/1960	Active	49	2	1	1	2.08%	56	1	3			R M,SC	6		\$10,901.41
23820	OSAKA MIOTSUKUSHI	04/24/1972	Active	36	1	6	-5	-12.20%	46	8	4		2	N M,SC	3		\$4,873.94
23798	OSAKA MIYAKOJIMA	08/18/1962	Active	29	1	4	-3	-9.38%	31	18	1			N T,M,VP,SC	16		\$2,930.75
23772	OSAKA NAKANOSHIMA	11/16/1973	Active	22	2	2	0	0.00%	24	1	4			P,M,VP,SC	24+		\$481.40
98759	OSAKA NAMIHAYA	03/13/2007	Active	47	1	0	1	2.17%	50		1			N P,M,SC	2		\$2,568.73
Exc Award (06/30/2023)																	
46564	OSAKA NANBA	09/02/1986	Active	26	3	2	1	4.00%	26	7	2			N M,SC	7		\$3,050.44
23784	OSAKA NANIWA	02/25/1963	Active	23	1	1	0	0.00%	24	13	0		2	S,T,M,VP,SC	2		\$2,603.21
23806	OSAKA NISHIYODO	07/27/1963	Active	19	1	0	1	5.56%	18		2		2	N P,S,T,M,SC	1		\$357.12
23796	OSAKA NORTH	01/26/1962	Active	48	1	2	-1	-2.04%	49	1	0			P,M,VP,SC	0		\$7,083.04
Exc Award (06/30/2016)																	
23783	OSAKA OTEMAE	06/20/1963	Active	18	1	0	1	5.88%	17		5			P,S,T,M,VP SC	0		\$2,549.71
67347	OSAKA PLUM	02/17/2003	Active	21	0	0	0	0.00%	21		10			T,M,VP,SC	0		\$1,957.85
68667	OSAKA SAKURA	04/30/2003	Active	27	1	1	0	0.00%	30	7	2			T,M,VP,SC	0		\$2,281.95
35274	OSAKA SAKURANOMIYA	03/06/1978	Active	131	15	13	2	1.55%	157	7	0			M,VP,SC	5		\$10,482.89
Exc Award (06/30/2016)																	
61183	OSAKA SENIOR	10/12/1998	Active	18	0	0	0	0.00%	18		10	1	None	P,S,T,M,VP SC	24+		\$100.00
39386	OSAKA SHINOSAKA	01/27/1981	Active	15	1	0	1	7.14%	20		9			R P,S	11		\$467.98



# Club Health Assessment for District 335 B through April 2025

			Status	Membership							Reports					Finance	LCIF
Club Number	Club Name	Charter Date		Current Member Count	YTD Members Added	YTD Members Dropped	YTD Net Growth	YTD Net Growth%	Member Count 12 Months Ago	Avg. length of service for dropped members	Months Since Last MMR ***	Yrs. Since Last Officer Report	President Rotation	Vice President Reported ****	Months Since Last Activity Report ***	Account Balance	Donations for current Fiscal Year
			Number of times on status quo within last two years	If below 15 members appears					If net loss is greater than 20% appears			If no report in 3 months appears in	When more than one year appears in	Number of repeat terms	Notes the officers that do not have an active	If no report at 12 months appears in red	
Exc Award (06/30/2016)																	
23819	OSAKA SONEZAKI	02/28/1973	Active	15	1	0	1	7.14%	14		8			N	P,M,VP,SC	24+	\$200.00
23797	OSAKA SOUTH	02/27/1958	Active	26	1	2	-1	-3.70%	26	44	4			N	T,SC	11	\$198.72
23814	OSAKA SUMINOE	09/16/1970	Active	52	6	3	3	6.12%	51	14	0				S,M,VP,SC	3	\$7,301.63
23802	OSAKA TAISHO	11/06/1962	Active	36	0	5	-5	-12.20%	42	6	0			N	T,M,VP,SC	3	\$3,321.85
23808	OSAKA TEIRYO	06/21/1964	Active	24	0	0	0	0.00%	29		6			N	T,VP,SC	0	\$9,382.99
23812	OSAKA TENJINBASHI	10/30/1966	Active	26	0	0	0	0.00%	27		10			R	T,VP,SC	1	\$2,568.02
23801	OSAKA TENMA	09/18/1962	Active	37	4	1	3	8.82%	34	11	1				M,VP,SC	0	\$944.73
23800	OSAKA TENNOJI KOZU	03/07/1961	Active	36	0	0	0	0.00%	12		1			N	SC	11	\$21,447.33
23817	OSAKA TEZUKAYAMA	03/10/1970	Active	12	0	2	-2	-14.29%	15	19	4		2	R	M,SC	0	\$1,744.04
23822	OSAKA TSURUMI	11/08/1973	Active	44	0	1	-1	-2.22%	46	10	2			N	T,M,SC	5	\$7,352.59
23807	OSAKA UMEDA	09/16/1958	Active	25	0	1	-1	-3.85%	27	10	6			N	P,S,M,VP,SC	2	\$2,915.69
Exc Award (06/30/2018)																	
37754	OSAKA UMEDA CHUO	11/27/1979	Active	38	10	3	7	22.58%	31	16	0		2		M,VP,SC	9	\$2,780.48
Exc Award (06/30/2017)																	
141513	Osaka Wakajishi	04/28/2020	Active	24	3	0	3	14.29%	21		8				VP,SC	1	\$51,235.10
23816	OSAKA WEST	03/26/1960	Active	49	2	3	-1	-2.00%	52	13	1			N	T,SC	4	\$20,480.12
23774	OSAKA YAMATOGAWA	10/19/1971	Active	20	0	1	-1	-4.76%	20	14	3			N	S,T,M,VP,SC	14	\$1,148.14
23803	OSAKA YODOGAWA	11/29/1962	Active	28	1	2	-1	-3.45%	31	4	0				P,S,T,M,VP SC	1	\$720.11
Exc Award (06/30/2016)																	
29758	OSAKA YUHIGAOKA	08/06/1974	Cancelled(6*)	0	0	11	-11	-100.00%	12	22	4		None		P,S,T,M,VP SC	4	\$3,569.70
50737	OSAKASAYAMA	06/25/1990	Active	42	5	1	4	10.53%	40	2	2			N	P,S,T,M,VP SC	9	\$5,464.05
23826	SAKAI	02/10/1958	Active	130	20	3	17	15.04%	117	10	2			N		0	\$42,376.47
23824	SAKAI HAMADERA	06/18/1964	Active	74	7	5	2	2.78%	72	20	0			N	M	1	\$27,332.96
23763	SAKAI MIHARA	04/24/1972	Active	32	5	5	0	0.00%	37	12	2			N	S,T,M,SC	1	\$4,224.28
23827	SAKAI NINTOKU	04/26/1963	Active	38	6	1	5	15.15%	33	1	2			N	P,S,T,VP,SC	13	\$4,081.55



# Club Health Assessment for District 335 B through April 2025

			Status	Membership							Reports					Finance	LCIF
Club Number	Club Name	Charter Date		Current Member Count	YTD Members Added	YTD Members Dropped	YTD Net Growth	YTD Net Growth%	Member Count 12 Months Ago	Avg. length of service for dropped members	Months Since Last MMR ***	Yrs. Since Last Officer Report	President Rotation	Vice President Reported ****	Months Since Last Activity Report ***	Account Balance	Donations for current Fiscal Year
			Number of times on status quo within last two years	If below 15 members appears	If net loss is greater than 20% appears					If no report in 3 months appears in	When more than one year appears in	Number of repeat terms	Notes the officers that do not have appears in an active	If no report at 12 months red			
61749	SAKAI PHOENIX	04/01/1999	Active	43	18	8	10	30.30%	48	5	2			M,VP,SC	1		\$1,415.97
23825	SAKAI RYOTO	09/11/1972	Active	66	11	0	11	20.00%	56		2			N T,M,SC	6		\$14,919.60
139726	Sakai Takaishi	09/25/2019	Active	52	0	14	-14	-21.21%	67	4	4			N P,S,M,VP,SC	6		\$3,643.47
23823	SAKAI TOMIOKA	05/27/1967	Active	57	7	0	7	14.00%	55		0			N S,T,VP,SC	1		\$11,306.72
23828	SENNAN CHUO	11/18/1968	Active	37	5	14	-9	-19.57%	50	4	0			N P,T,M	1		\$1,574.94
23768	SETTSU	03/25/1965	Active	55	2	1	1	1.85%	59	11	3			N SC	4		\$6,143.09
43301	SHIJONAWATE CHUO	12/16/1983	Active	19	11	8	3	18.75%	21	5	4			N S,T,M,SC	0		\$14,879.59
23836	SHIMAMOTO	06/24/1965	Active	35	0	2	-2	-5.41%	38	14	5			N T,M,VP,SC	4		\$2,097.63
23834	SHIMOTSU	11/23/1963	Active	47	1	0	1	2.17%	44		0			P,S,T,M,VP SC	11		\$6,178.90
23833	SHINGU	03/28/1961	Active	93	17	3	14	17.72%	82	22	1			N S,T,M,VP,SC	0		\$8,155.34
23835	SUITA	09/22/1961	Active	32	0	0	0	0.00%	41		10			N T,M,SC	24+		\$1,420.73
56529	SUITA ESAKA	02/14/1995	Active	67	6	2	4	6.35%	59	4	3			M,VP,SC	24+		\$6,420.14
30380	SUITA HIGASHI	03/06/1975	Active	34	1	2	-1	-2.86%	34	20	1			P,T,M,VP,SC	24+		\$5,718.31
23838	TAKATSUKI	07/15/1961	Active	95	3	3	0	0.00%	98	20	0			N	2		\$25,479.29
Exc Award (06/30/2018)																	
34912	TAKATSUKI CHUO	12/19/1977	Active	27	0	3	-3	-10.00%	31	10	0			N T,VP,SC	5		\$5,374.89
48240	TAKATSUKI GREEN	03/07/1988	Active	40	2	2	0	0.00%	39	6	2			N P,S,T,VP,SC	24+		\$4,288.04
23839	TANABE	10/19/1971	Active	34	0	0	0	0.00%	41		1			N SC	0		\$2,957.20
23842	TONDABAYASHI	12/07/1963	Active	23	3	1	2	9.52%	24	0	0		2	R S,M,VP,SC	0		\$2,922.56
40193	TONDAGAWA LC	06/24/1981	Active	28	0	5	-5	-15.15%	33	11	1			P,T,M,VP,SC	1		\$2,387.30
23840	TOYONAKA	04/20/1960	Active	44	3	0	3	7.32%	44		0			M,VP,SC	8		\$3,625.44
23841	TOYONAKA CHUO	05/10/1961	Active	57	0	1	-1	-1.72%	55	56	4			M,VP,SC	4		\$6,474.62
31498	TOYONAKA KITA	12/15/1975	Active	20	1	3	-2	-9.09%	24	7	0			N M,SC	24+		\$274.00
23843	TOYONAKA MINAMI	01/24/1967	Active	36	2	0	2	5.88%	56		4			N T,M,VP,SC	3		\$4,439.38
58003	TOYONAKA SENRI	03/18/1996	Active	52	1	0	1	1.96%	58		9			N M,SC	8		\$6,163.24



# Club Health Assessment for District 335 B through April 2025

Club Number	Club Name	Charter Date	Status	Membership							Reports					Finance	LCIF
				Current Member Count	YTD Members Added	YTD Members Dropped	YTD Net Growth	YTD Net Growth%	Member Count 12 Months Ago	Avg. length of service for dropped members	Months Since Last MMR ***	Yrs. Since Last Officer Report	President Rotation	Vice President Reported ****	Months Since Last Activity Report ***	Account Balance	Donations for current Fiscal Year
			Number of times on status quo within last two years	If below 15 members appears				If net loss is greater than 20% appears			If no report in 3 months appears	When more than one year appears in	Number of repeat terms	Notes the officers that do not have an active	If no report at 12 months appears in red		
23844	WAKAYAMA	09/26/1959	Active	64	3	3	0	0.00%	71	2	3			N	S,T,M,SC	17	\$4,774.15
35902	WAKAYAMA CHUO GOLD	06/20/1978	Active	26	0	1	-1	-3.70%	35	25	7			N	VP,SC	5	\$493.25
103547	WAKAYAMA KUROSHIO	09/08/2008	Active	30	1	1	0	0.00%	31	40	3			N		1	\$522.03
23849	YAO	03/24/1960	Active	82	5	5	0	0.00%	93	22	0				M,VP,SC	1	\$20,122.92
29663	YAO CHUO	07/23/1974	Active	63	5	2	3	5.00%	61	6	2			N	T,M,VP,SC	1	\$8,399.01
36849	YAO KIKUKA	03/30/1979	Active	35	3	0	3	9.38%	37		5				M,VP,SC	1	\$9,291.92

Clubs Cancelled Previous Fiscal Year – Clubs Cancelled within last 12 months may be reinstated

Club Number	Club Name	Charter Date	Current Status*	Cancellation Date
61676	OSAKA CATTLEYA	03/23/1999	Cancelled(6*)	06/29/2024
23776	OSAKA EBISUBASHI ITOHAN	06/18/1971	Cancelled(7*)	12/29/2023
88883	OSAKA HANAMIZUKI	06/30/2005	Cancelled(7*)	07/29/2023
40087	OSAKA KOHZU	06/08/1981	Cancelled(7*)	06/29/2024
60483	OSAKA KYOBASHI	03/06/1998	Cancelled(6*)	05/29/2024
23813	OSAKA SHIMANOCHI	05/03/1968	Cancelled(6*)	05/29/2024
62249	OSAKA SHIN UMEDA CITY	06/25/1999	Cancelled(6*)	07/29/2023
23845	WAKAYAMA AOI	04/12/1961	Cancelled(6*)	05/29/2024
23846	WAKAYAMA FUKKO	05/31/1964	Cancelled(6*)	05/29/2024
31220	WAKAYAMA MINAMI	09/29/1975	Cancelled(6*)	05/29/2024
23848	WAKAYAMA NISHI	03/17/1962	Cancelled(6*)	05/29/2024

Current Total Clubs Count	YTD New Clubs Count	YTD Cancelled Clubs Count	YTD Net Club Gain	Current Total Members Count	YTD Add	YTD Drop	YTD Net Growth	YTD Net Growth %	Member Count 12 Months Ago	Average Member Count Per Club	% of Clubs with less than 20 members	% No MMR in 3 Months	% No Officer Report in 12 Months	% of Clubs with balance 90+ days	Number of Clubs in Status Quo	% Status Quo Clubs in Financial Suspension	Number of Cancelled Clubs	Average Cancelled Club Age	Members Lost Due to Cancellation	% of Clubs Cancelled for Non-Financial Reasons
142	1	1	0	5,974	466	368	98	1.67%	6,074	42	12%	44%	1%	1%	0	0%	1	529	11	100%



# Club Health Assessment for District 335 B through April 2025

Club Number      Club Name		Charter Date	Status	Membership						Reports				Finance	LCIF		
				Current Member Count	YTD Members Added	YTD Members Dropped	YTD Net Growth	YTD Net Growth%	Member Count 12 Months Ago	Avg. length of service for dropped members	Months Since Last MMR ***	Yrs. Since Last Officer Report	President Rotation	Vice President Reported ****	Months Since Last Activity Report ***	Account Balance	Donations for current Fiscal Year
			Number of times on status quo within last two years	If below 15 members appears				If net loss is greater than 20% appears			If no report in 3 months appears in	When more than one year appears in	Number of repeat terms	Notes the officers that do not have an active	If no report at 12 months appears in red		

\* - P - Priority Club. Cancellation Reasons: 1-Objectives/conduct, 2-Non-active club, 5-Non-existing club, 6-Disbanding, 7-Merger, 8-Financial Suspension, 9-District/Multiple District Dues.

\*\* - Abbreviation: P-President, S-Secretary, T-Treasurer, M-Member Chairperson, VP-First Vice President, MC-Communications Chairperson, SC-Service Chairperson

\*\*\* - Abbreviation: N/R - Never reported using the Lions Clubs website, N/A - Not applicable, No password registered for the Lions Clubs website.

\*\*\*\* - Abbreviation: N - New, IP - Immediate Past, R - Repeat.



# Club Health Assessment for District 335 C through April 2025

			Status	Membership							Reports					Finance	LCIF
Club Number	Club Name	Charter Date		Current Member Count	YTD Members Added	YTD Members Dropped	YTD Net Growth	YTD Net Growth%	Member Count 12 Months Ago	Avg. length of service for dropped members	Months Since Last MMR ***	Yrs. Since Last Officer Report	President Rotation	Vice President Reported ****	Months Since Last Activity Report ***	Account Balance	Donations for current Fiscal Year
			Number of times on status quo within last two years	If below 15 members appears				If net loss is greater than 20% appears			If no report in 3 months appears in	When more than one year appears in	Number of repeat terms	Notes the officers that do not have an active	If no report at 12 months red		
Clubs less than two years old																	
158090	Kyoto Yushin	04/29/2024	Active	15	6	11	-5	-25.00%	20	1	3			S,M,VP,SC	3		\$2,506.80
155905	Nara Suzaku	09/18/2023	Active	23	0	0	0	0.00%	23		12		2	N	S,T,M,VP,SC	0	\$2,506.83
Clubs more than two years old																	
24209	AMINO	06/28/1963	Active	26	0	2	-2	-7.14%	27	16	5			N	P,S,T,M,SC	0	\$1,437.42
24210	AYABE	04/14/1964	Active	19	0	3	-3	-13.64%	26	30	2		2	R	S,T,M,SC	0	\$3,051.01
Exc Award (06/30/2016)																	
24211	ECHI L C	03/29/1972	Active	24	0	3	-3	-11.11%	28	19	0				S,T,M,VP,SC	1	\$2,406.79
24212	FUKUCHIYAMA	12/09/1962	Active	37	0	3	-3	-7.50%	40	16	1				S,T,M,VP,SC	1	\$2,587.35
Exc Award (06/30/2021)																	
38396	FUKUCHIYAMA HIGASHI	04/03/1980	Active	27	0	2	-2	-6.90%	29	6	1				S,M,VP,SC	8	\$2,957.69
24214	GOJYO	11/07/1963	Active	14	0	0	0	0.00%	18		10				P,S,T,M,VP SC	5	\$1,095.23
24213	GOSE	11/11/1965	Active	10	0	0	0	0.00%	10		11				P,M,VP,SC	0	\$1,025.51
24215	HIKONE	03/28/1960	Active	59	4	7	-3	-4.84%	61	10	1			N	P,S,T,SC	0	\$10,311.10
24216	HIKONE KONKI	02/21/1966	Active	10	0	0	0	0.00%	18		10			N	M,SC	0	\$200.01
24217	HINO	08/24/1963	Active	28	1	1	0	0.00%	28	0	8		2	R	M,VP,SC	0	\$4,190.52
24218	IKOMA	11/05/1962	Active	29	3	0	3	11.54%	33		9			N	M,VP,SC	0	\$2,224.62
Exc Award (06/30/2021)																	
24219	JOYO	12/13/1964	Active	24	1	1	0	0.00%	25	38	0				S,VP,SC	2	\$3,155.59
24220	KAMEOKA	04/09/1961	Active	44	5	2	3	7.32%	44	29	2			N	SC	0	\$9,492.92
Exc Award (06/30/2018, 06/30/2021)																	
57463	KAMEOKA HOZUGAWA	10/30/1995	Active	38	0	1	-1	-2.56%	39	7	2			N	P,T,VP,SC	2	\$3,760.30
56964	KASHIBA	05/16/1995	Active	32	0	0	0	0.00%	37		9				S,T,M,VP,SC	2	\$3,532.25
24222	KASHIHARA	02/25/1964	Active	49	4	3	1	2.08%	52	23	2			N	P,S,T,M,VP SC	2	\$8,200.74
24221	KINOMOTO	06/21/1964	Active	36	3	0	3	9.09%	35		0			N	T,SC	5	\$2,988.07
24223	KITAKATSURAGI L C	09/06/1964	Active	13	1	2	-1	-7.14%	14	15	1		2		S,T,M,VP,SC	2	\$6,911.56





# Club Health Assessment for District 335 C through April 2025

			Status	Membership							Reports					Finance	LCIF
Club Number	Club Name	Charter Date		Current Member Count	YTD Members Added	YTD Members Dropped	YTD Net Growth	YTD Net Growth%	Member Count 12 Months Ago	Avg. length of service for dropped members	Months Since Last MMR ***	Yrs. Since Last Officer Report	President Rotation	Vice President Reported ****	Months Since Last Activity Report ***	Account Balance	Donations for current Fiscal Year
			Number of times on status quo within last two years	If below 15 members appears				If net loss is greater than 20% appears			If no report in 3 months appears in	When more than one year appears in	Number of repeat terms	Notes the officers that do not have an active	If no report at 12 months red		
36851	KUMIHAMA	03/26/1979	Active	20	0	0	0	0.00%	20		9			P,M,VP,SC	0		\$1,215.03
24225	KUSATSU	03/02/1961	Active	108	7	2	5	4.85%	143	8	0			N P,S,VP,SC	5		\$15,938.96
	Exc Award (06/30/2018)																
24226	KYOTO	10/13/1953	Active	80	0	3	-3	-3.61%	83	32	2			N P,S,VP,SC	3		\$300.02
24228	KYOTO AOI	01/24/1961	Active	19	1	1	0	0.00%	21	0	4			P,T,M,VP,SC	0		\$1,364.92
46796	KYOTO ARASHIYAMA	12/01/1986	Active	39	21	1	20	105.26%	20	1	3			N SC	6		\$5,489.26
	Exc Award (06/30/2023)																
78205	KYOTO CHERRY	02/17/2004	Active	27	0	0	0	0.00%	30		4			N VP,SC	2		\$4,051.03
33125	KYOTO DAIGO	12/13/1976	Active	34	2	2	0	0.00%	35	19	0			N	0		\$4,165.69
24230	KYOTO EAST	03/15/1963	Active	35	8	3	5	16.67%	30	10	0			N M,SC	1		\$25,418.45
122188	Kyoto Grace	05/12/2014	Active	14	0	0	0	0.00%	17		0			N M,SC	0		\$2,495.29
24231	KYOTO HEIAN	10/26/1959	Active	36	10	2	8	28.57%	30	32	0		2	T,VP,SC	5		\$3,500.15
	Exc Award (06/30/2016)																
52159	KYOTO HIYOSHIGAOKA	11/12/1991	Active	16	1	3	-2	-11.11%	22	2	4			S,T,M,VP,SC	0	90+ Days	\$1,591.20
124703	Kyoto Hokomachi	04/29/2015	Active	35	4	2	2	6.06%	35	5	3			N T,M,SC	0		\$13,837.12
28161	KYOTO HORIKAWA	02/12/1974	Active	103	13	6	7	7.29%	99	29	0			N SC	0		\$19,827.25
	Exc Award (06/30/2024)																
58041	KYOTO JONAN	03/26/1996	Active	28	0	1	-1	-3.45%	30	2	2			N S,T,SC	4		\$6,304.49
56517	KYOTO KAMO	02/07/1995	Active	31	2	3	-1	-3.13%	34	20	3			S,T,M,VP,SC	0		\$2,539.52
24232	KYOTO KAMOGAWA	11/28/1962	Active	53	4	2	2	3.92%	52	30	0			N T,M,VP,SC	0		\$7,874.15
24227	KYOTO KATSURA	03/20/1965	Active	17	1	0	1	6.25%	16		9			T,M,VP,SC	1		\$1,025.46
48241	KYOTO KYORAKU	03/01/1988	Active	29	2	2	0	0.00%	29	11	5			N SC	6		\$2,851.03
	Exc Award (06/30/2016, 06/30/2023)																
63635	KYOTO MILLENNIUM	10/18/2000	Active	40	5	1	4	11.11%	36	24	4			N T,M,VP,SC	4		\$3,300.01
24233	KYOTO MOMOYAMA	09/08/1961	Active	81	9	4	5	6.58%	80	30	0			N S,T,M	0		\$5,671.76
	Exc Award (06/30/2017, 06/30/2020)																
82694	KYOTO MURASAKI	06/18/2004	Active	42	2	2	0	0.00%	44	8	0			P,S,M,VP,SC	2		\$9,343.04




# Club Health Assessment for District 335 C through April 2025

Club Number	Club Name	Charter Date	Status	Membership							Reports					Finance	LCIF
				Current Member Count	YTD Members Added	YTD Members Dropped	YTD Net Growth	YTD Net Growth%	Member Count 12 Months Ago	Avg. length of service for dropped members	Months Since Last MMR ***	Yrs. Since Last Officer Report	President Rotation	Vice President Reported ****	Months Since Last Activity Report ***	Account Balance	Donations for current Fiscal Year
			Number of times on status quo within last two years	If below 15 members appears				If net loss is greater than 20% appears			If no report in 3 months appears in	When more than one year appears in	Number of repeat terms	Notes the officers that do not have an active	If no report at 12 months appears in red		
36279	KYOTO MUROMACHI	11/30/1978	Active	19	0	4	-4	-17.39%	23	29	4			R	S,T,M,SC	1	\$278.87
65063	KYOTO NEW CENTURY	03/15/2002	Active	15	0	1	-1	-6.25%	12	20	9				P,T,M,VP,SC	4	\$1,500.00
67385	KYOTO NISHIKI	03/11/2003	Active	36	4	4	0	0.00%	40	12	0				P,S,M,VP,SC	2	\$629.85
24229	KYOTO NORTH	10/19/1963	Active	24	3	2	1	4.35%	27	20	0			N	M,SC	2	\$2,278.88
38239	KYOTO OMURO	03/24/1980	Active	5	0	2	-2	-28.57%	7	3	3				S,M,VP,SC	9	\$100.01
24234	KYOTO OTOKUNI	03/15/1963	Active	48	2	2	0	0.00%	54	2	0				T,M,VP,SC	2	\$8,274.26
Exc Award (06/30/2024)																	
51135	KYOTO PALACE	12/17/1990	Active	25	0	1	-1	-3.85%	24	1	0			N	P,T,M,SC	0	\$4,109.66
24236	KYOTO RAKUHOKU	03/29/1965	Active	14	2	0	2	16.67%	15		7				T,VP,SC	1	\$1,595.24
24241	KYOTO RAKUNAN	03/26/1973	Active	36	2	1	1	2.86%	37	52	2			N	T,M,SC	0	\$5,215.99
33615	KYOTO RAKUSAI	03/22/1977	Active	15	7	1	6	66.67%	13	28	0		3	R	T,M,VP,SC	6	\$2,494.58
50334	KYOTO RAKUSUI	03/21/1990	Active	39	11	0	11	39.29%	36		0				S,T,VP,SC	0	\$6,300.07
Exc Award (06/30/2020)																	
24237	KYOTO RAKUTO	03/30/1972	Active	28	4	0	4	16.67%	24		9				P,M,VP,SC	1	\$2,800.01
24235	KYOTO RAKUYO	10/08/1958	Active	62	0	0	0	0.00%	63		10				T,M,VP,SC	0	\$14,600.06
35903	KYOTO ROYAL	06/20/1978	Active	29	9	3	6	26.09%	23	20	3			N	SC	0	\$4,641.05
Exc Award (06/30/2022)																	
46798	KYOTO SAGANO	12/01/1986	Active	32	3	0	3	10.34%	32		1				M,VP,SC	5	\$2,300.00
24238	KYOTO SHIMEI	11/28/1962	Active	45	0	1	-1	-2.17%	47	54	2				T,M,VP,SC	0	\$12,063.66
Exc Award (06/30/2018)																	
38240	KYOTO SHUJAKU	03/28/1980	Active	29	8	1	7	31.82%	22	45	0			N	T	1	\$3,309.06
24239	KYOTO SOUTH	03/14/1964	Active	104	11	11	0	0.00%	110	4	0				T,VP,SC	5	\$44,579.47
Exc Award (06/30/2016, 06/30/2021, 06/30/2022)																	
24240	KYOTO TACHIBANA	05/09/1962	Active	64	3	3	0	0.00%	67	29	0				VP,SC	0	\$7,406.40
38936	KYOTO TENJINGAWA	09/18/1980	Active	15	0	0	0	0.00%	16		9			N	P,T,M,SC	1	\$2,362.44
51019	KYOTO TOBA	10/18/1990	Active	28	2	15	-13	-31.71%	42	8	1			N	P,S,T,VP,SC	0	\$2,500.05



# Club Health Assessment for District 335 C through April 2025

			Status	Membership							Reports					Finance	LCIF
Club Number	Club Name	Charter Date		Current Member Count	YTD Members Added	YTD Members Dropped	YTD Net Growth	YTD Net Growth%	Member Count 12 Months Ago	Avg. length of service for dropped members	Months Since Last MMR ***	Yrs. Since Last Officer Report	President Rotation	Vice President Reported ****	Months Since Last Activity Report ***	Account Balance	Donations for current Fiscal Year
			Number of times on status quo within last two years	If below 15 members appears				If net loss is greater than 20% appears			If no report in 3 months appears in	When more than one year appears in	Number of repeat terms	Notes the officers that do not have an active	If no report at 12 months appears in red		
56254	KYOTO TOKIWA	11/17/1994	Active	22	0	3	-3	-12.00%	26	16	4			P,T,M,VP,SC	0		\$851.30
41429	KYOTO UZURANO	05/06/1982	Active	37	5	4	1	2.78%	37	2	1			N S,M,VP,SC	4		\$7,912.32
68895	KYOTO WANG IN	06/05/2003	Active	17	0	0	0	0.00%	17		1		2	T,M,VP,SC	4		\$850.09
24242	KYOTO WEST	03/13/1962	Active	33	2	3	-1	-2.94%	34	10	0			T,M,VP,SC	1		\$325.08
32450	KYOTO YODO	06/22/1976	Active	46	3	1	2	4.55%	45	20	1		N	S,T,M,SC	8		\$14,013.73
51074	MAIHARA	11/21/1990	Active	25	2	3	-1	-3.85%	27	8	1		N	S,T,M,VP,SC	2		\$2,648.64
24244	MAIZURU	03/19/1963	Active	43	5	1	4	10.26%	40	32	5		N		1		\$8,201.99
24245	MINAKUCHI	03/14/1965	Active	44	4	1	3	7.32%	41	3	2		N	P,S	3		\$11,381.31
24246	MIYAZU	03/19/1963	Active	28	0	2	-2	-6.67%	30	13	2		N	P,S,T,M,VP SC	0		\$3,165.02
24247	NAGAHAMA	09/17/1960	Active	77	1	1	0	0.00%	78	7	0			T,M,VP,SC	9		\$28,773.75
24248	NARA	11/19/1959	Active	24	2	8	-6	-20.00%	31	16	1		N	S,T,VP,SC	0		\$6,694.43
33798	NARA CENTRAL	04/12/1977	Active	24	0	1	-1	-4.00%	25	14	5		N		9		\$2,506.84
24249	NARA WEST	11/05/1962	Active	47	1	1	0	0.00%	47	8	4			P,S,T,M,VP SC	0		\$19,760.24
Exc Award (06/30/2024)																	
24250	NOTOGAWA	05/10/1963	Active	28	5	2	3	12.00%	26	2	0		N	T,SC	4		\$2,506.80
24252	OMI MORIYAMA L C	07/01/1963	Active	74	5	3	2	2.78%	73	15	2			P,T,M,VP,SC	2		\$6,510.11
24253	OMIHACHIMAN	06/27/1961	Active	59	6	3	3	5.36%	55	37	0		N	SC	0		\$17,508.99
24254	OTSU	04/20/1959	Active	44	7	2	5	12.82%	40	18	1			P,S,T,M,VP SC	24+		\$5,786.36
24255	OTSU BIWAKO HIEI	05/22/1963	Active	26	4	1	3	13.04%	23	37	4		None	P,S,T,M,VP SC	3		\$2,278.95
29603	RITTO	06/25/1974	Active	56	1	4	-3	-5.08%	66	9	1		N	M,SC	0		\$7,762.57
36422	RYUO	12/29/1978	Active	38	1	1	0	0.00%	40	12	6		N	P,T,SC	2		\$4,330.04
24257	SAKURAI	04/02/1963	Active	42	3	0	3	7.69%	42		4		N	P,T,M,VP,SC	4		\$4,200.12
24259	SHIGA KATATA L C	04/04/1964	Active	18	2	0	2	12.50%	16		5		N		0		\$1,709.15
24260	SONOBE	03/26/1963	Active	42	2	2	0	0.00%	43	8	5			T,M,VP,SC	2		\$4,899.66
24262	TAKASHIMA	03/11/1963	Active	38	7	5	2	5.56%	40	15	4			S,T,M,VP,SC	21		\$4,532.25



# Club Health Assessment for District 335 C through April 2025

			Status	Membership							Reports					Finance		LCIF
Club Number	Club Name	Charter Date		Current Member Count	YTD Members Added	YTD Members Dropped	YTD Net Growth	YTD Net Growth%	Member Count 12 Months Ago	Avg. length of service for dropped members	Months Since Last MMR ***	Yrs. Since Last Officer Report	President Rotation	Vice President Reported ****	Months Since Last Activity Report ***	Account Balance	Donations for current Fiscal Year	
			Number of times on status quo within last two years	If below 15 members appears				If net loss is greater than 20% appears			If no report in 3 months appears in	When more than one year appears in	Number of repeat terms	Notes the officers that do not have an active	If no report at 12 months appears in red			
24264	TANGO CHUO L C	04/27/1965	Active	14	1	0	1	7.69%	13		5		None	P,S,T,M,VP SC	0		\$106.48	
24263	TENRI	02/27/1964	Active	44	3	0	3	7.32%	41		0			P,M,VP,SC	1		\$7,610.07	
24266	TSUZUKI L C	02/21/1965	Active	48	2	3	-1	-2.04%	50	35	7			N S,T,M,VP	0		\$5,102.09	
24256	UDA L C	06/23/1964	Active	27	2	1	1	3.85%	26	1	4			N P,S,T,M,VP SC	3		\$4,506.85	
24267	UJI	03/30/1964	Active	12	0	2	-2	-14.29%	15	35	2			S,T,M,VP,SC	0		\$2,697.23	
24268	YAKUNO	06/16/1966	Active	15	0	1	-1	-6.25%	17	20	5			N T,M,VP,SC	7		\$1,595.21	
24269	YAMASHIRO	03/07/1963	Active	22	0	0	0	0.00%	22		0			P,M,VP,SC	1		\$2,522.69	
Exc Award (06/30/2024)																		
24270	YAMATO TAKADA	03/12/1962	Active	46	2	3	-1	-2.13%	48	12	1			T,M,VP,SC	1		\$6,355.39	
24271	YAMATOKORIYAMA	04/18/1965	Active	73	6	5	1	1.39%	78	31	0			T,VP,SC	0		\$9,636.57	
32449	YAMATOSHIKI	06/22/1976	Active	17	0	0	0	0.00%	19		0			N SC	0		\$1,937.14	
40088	YASU	06/17/1981	Active	14	0	2	-2	-12.50%	15	21	0		2	P,S,T,M,VP SC	6		\$800.01	
45391	YAWATA	09/16/1985	Active	13	0	0	0	0.00%	13		14		2	R S,T,M,VP,SC	1		\$797.62	
24272	YOKAICHI	06/27/1961	Active	67	9	4	5	8.06%	62	21	0			N S,M,SC	2		\$10,296.29	


Clubs Cancelled Previous Fiscal Year – Clubs Cancelled within last 12 months may be reinstated

Club Number	Club Name	Charter Date	Current Status*	Cancellation Date
82413	KYOTO KUMPU	05/24/2004	Cancelled(6*)	06/29/2024
119079	KYOTO MORNING	04/01/2013	Cancelled(6*)	06/29/2024
31953	KYOTO OKAZAKI SHIRAKAWA	03/26/1976	Cancelled(6*)	06/29/2024
51472	MAIZURU MINATO	03/25/1991	Cancelled(6*)	06/29/2024

Current Total Clubs Count	YTD New Clubs Count	YTD Cancelled Clubs Count	YTD Net Club Gain	Current Total Members Count	YTD Add	YTD Drop	YTD Net Growth	YTD Net Growth %	Member Count 12 Months Ago	Average Member Count Per Club	% of Clubs with less than 20 members	% No MMR in 3 Months	% No Officer Report in 12 Months	% of Clubs with balance 90+ days	Number of Clubs in Status Quo	% Status Quo Clubs in Financial Suspension	Number of Cancelled Clubs	Average Cancelled Club Age	Members Lost Due to Cancellation	% of Clubs Cancelled for Non-Financial Reasons
99	0	0	0	3,500	284	206	78	2.28%	3,608	35	24%	42%	0%	2%	0	0%	0	0	0	0%



# Club Health Assessment for District 335 C through April 2025

			Status	Membership							Reports					Finance	LCIF
Club Number	Club Name	Charter Date		Current Member Count	YTD Members Added	YTD Members Dropped	YTD Net Growth	YTD Net Growth%	Member Count 12 Months Ago	Avg. length of service for dropped members	Months Since Last MMR ***	Yrs. Since Last Officer Report	President Rotation	Vice President Reported ****	Months Since Last Activity Report ***	Account Balance	Donations for current Fiscal Year
			Number of times on status quo within last two years	If below 15 members appears				If net loss is greater than 20% appears			If no report in 3 months appears in	When more than one year appears in	Number of repeat terms	Notes the officers that do not have an active	If no report at 12 months appears in red		

\* - P - Priority Club. Cancellation Reasons: 1-Objectives/conduct, 2-Non-active club, 5-Non-existing club, 6-Disbanding, 7-Merger, 8-Financial Suspension, 9-District/Multiple District Dues.

\*\* - Abbreviation: P-President, S-Secretary, T-Treasurer, M-Member Chairperson, VP-First Vice President, MC-Communications Chairperson, SC-Service Chairperson

\*\*\* - Abbreviation: N/R - Never reported using the Lions Clubs website, N/A - Not applicable, No password registered for the Lions Clubs website.

\*\*\*\* - Abbreviation: N - New, IP - Immediate Past, R - Repeat.



# Club Health Assessment for District 335 D through April 2025

			Status	Membership							Reports					Finance		LCIF
Club Number	Club Name	Charter Date		Current Member Count	YTD Members Added	YTD Members Dropped	YTD Net Growth	YTD Net Growth%	Member Count 12 Months Ago	Avg. length of service for dropped members	Months Since Last MMR ***	Yrs. Since Last Officer Report	President Rotation	Vice President Reported ****	Months Since Last Activity Report ***	Account Balance	Donations for current Fiscal Year	
			Number of times on status quo within last two years	If below 15 members appears				If net loss is greater than 20% appears			If no report in 3 months appears in	When more than one year appears in	Number of repeat terms	Notes the officers that do not have an active	If no report at 12 months appears in red			
Clubs more than two years old																		
24280	AIOI	07/29/1962	Active	26	0	0	0	0.00%	30		10			M,VP,SC	N/A		\$169.84	
24279	AKO	12/18/1962	Active	37	0	0	0	0.00%	37		5			N	M,VP	4	\$2,833.39	
41637	ASAGO	06/16/1982	Active	3	0	0	0	0.00%	4		11	2	None	P,S,T,M,VP SC	24+			
52198	FUKUSAKI SALVIA	11/25/1991	Active	21	1	1	0	0.00%	29	3	0			M,VP,SC	1		\$1,794.90	
24292	FUKUZAKI	09/24/1963	Active	15	0	1	-1	-6.25%	17	4	9			R	P,T,M,SC	18	\$165.10	
30377	HARIMA ICHIKAWA L C	03/06/1975	Active	13	0	1	-1	-7.14%	16	3	4		None	P,S,T,M,VP SC	N/A		\$684.85	
24294	HARIMA ICHINOMIYA L C	04/06/1968	Active	0	1	22	-21	-100.00%	23	10	0		None	P,S,T,M,VP SC	21		\$442.94	
24295	HARIMA MITSU L C	06/06/1972	Active	19	0	0	0	0.00%	19		13			N	P,T,M,VP,SC	17	\$2,935.16	
24299	HIMEJI	12/15/1954	Active	41	1	3	-2	-4.65%	43	39	0			N	T,VP	16	\$14,339.19	
Exc Award (06/30/2018, 06/30/2022, 06/30/20)																		
24300	HIMEJI CHUO	10/24/1963	Active	81	8	3	5	6.58%	80	15	0			P,S,T,M,VP SC	24+		\$1,747.63	
40970	HIMEJI GREEN	02/03/1982	Active	9	0	7	-7	-43.75%	24	7	0			T,VP,SC	1		\$4,614.18	
78639	HIMEJI HAKUCHO	04/30/2004	Active	6	1	0	1	20.00%	9		7		2	S,T,M,VP,SC	17			
24301	HIMEJI HAKURYO	01/28/1971	Active	23	3	2	1	4.55%	21	4	3			N	VP,SC	11	\$1,507.24	
Exc Award (06/30/2018, 06/30/2021)																		
30214	HIMEJI KORYO	02/05/1975	Active	36	3	1	2	5.88%	35	6	0			N	M,SC	3	\$2,553.03	
53586	HIMEJI MINAMI	08/11/1992	Active	27	1	0	1	3.85%	27		3			P,S,T,M,VP SC	1		\$4,763.95	
35015	HIMEJI NISHI	01/31/1978	Active	19	0	0	0	0.00%	20		10			P,T,M,VP,SC	24+		\$476.63	
24304	HIMEJI OTEMAE	03/27/1968	Active	63	1	6	-5	-7.35%	73	29	0			N	VP,SC	10	\$70,785.44	
Exc Award (06/30/2017, 06/30/2021)																		
24302	HIMEJI ROJYO	10/30/1958	Active	24	0	0	0	0.00%	25		10			N	S,M,SC	5	\$4,356.56	
55551	HIMEJI SAKURA	04/12/1994	Active	24	1	1	0	0.00%	24	12	0			N	T,SC	0	\$15,982.71	
24303	HIMEJI SHIRASAGI	07/03/1961	Active	40	3	4	-1	-2.44%	54	25	1			N	S,T,VP,SC	18	\$999.78	
Exc Award (06/30/2022)																		
68624	HIMEJI STAR	04/15/2003	Active	63	14	1	13	26.00%	55	22	0			N	VP	10	\$37,806.57	



# Club Health Assessment for District 335 D through April 2025

			Status	Membership						Reports					Finance		LCIF
Club Number	Club Name	Charter Date		Current Member Count	YTD Members Added	YTD Members Dropped	YTD Net Growth	YTD Net Growth%	Member Count 12 Months Ago	Avg. length of service for dropped members	Months Since Last MMR ***	Yrs. Since Last Officer Report	President Rotation	Vice President Reported ****	Months Since Last Activity Report ***	Account Balance	Donations for current Fiscal Year
			Number of times on status quo within last two years	If below 15 members appears				If net loss is greater than 20% appears			If no report in 3 months appears in	When more than one year appears in	Number of repeat terms	Notes the officers that do not have an active	If no report at 12 months red		
24379	HIMEJI YUMESAKI	03/26/1964	Active	15	0	0	0	0.00%	16		10			P,T,M,VP,SC	N/R		\$1,253.48
24314	IZUSHI	03/28/1964	Active	30	0	0	0	0.00%	31		4			N	SC	4	\$391.94
	Exc Award (06/30/2017)																
24317	KAKOGAWA	08/29/1959	Active	17	0	0	0	0.00%	17		0			S,T,M,VP,SC	2		\$1,456.81
	Exc Award (06/30/2016)																
39788	KAKOGAWA CHUO	04/13/1981	Active	87	5	7	-2	-2.25%	90	13	0			T,M,VP,SC	21		\$19,075.43
	Exc Award (06/30/2016, 06/30/2021)																
31499	KAKOGAWA HIGASHI	12/29/1975	Active	21	0	0	0	0.00%	24		10			S,M,VP,SC	7		\$2,069.87
96434	KAKOGAWA SEIRYU	03/07/2006	Active	15	0	0	0	0.00%	21		10			P,T,M,VP,SC	16		\$1,695.97
24319	KAMI	08/06/1973	Active	22	1	0	1	4.76%	21		2			T,M,VP,SC	24+		\$674.36
24320	KAMIGORI	03/13/1966	Active	18	0	0	0	0.00%	19		10			N	P,T,M,VP	24+	\$117.58
24313	KASAI	03/14/1965	Active	19	3	1	2	11.76%	18	0	2			N	M	6	\$11,709.04
	Exc Award (06/30/2022)																
24321	KASAI HOJO	03/19/1967	Active	13	5	1	4	44.44%	10	34	0			N	M,SC	8	\$5,440.04
24377	KATO	11/03/1963	Active	51	6	0	6	13.33%	47		4			N	M,SC	1	\$6,218.79
24344	MIKI	12/01/1962	Active	48	5	3	2	4.35%	45	22	1			N	SC	24+	\$5,661.93
	Exc Award (06/30/2018)																
44693	MIKI CHUO	02/11/1985	Active	10	0	0	0	0.00%	11		10			IP	T,SC	24+	\$104.52
39789	MIKI HIGASHI	04/13/1981	Active	32	4	0	4	14.29%	31		0			N	M	1	\$3,587.42
24345	MURAOKA	03/30/1969	Active	27	0	0	0	0.00%	27		9			P,S,T,M,VP SC	13		\$274.36
24346	NAKA	11/18/1963	Active	16	0	1	-1	-5.88%	18	9	8		2	N	P,T,M,VP,SC	24+	\$693.77
108225	NISHI HARIMA	04/27/2010	Active	30	0	0	0	0.00%	30		4			P,T,M,VP,SC	16		\$391.94
24350	NISHIWAKI	01/28/1963	Active	25	0	1	-1	-3.85%	27	1	4			N	P,S,T,M,SC	2	\$2,826.62
24355	ONO	10/27/1962	Active	34	8	1	7	25.93%	29	0	1			N	T,VP	1	\$15,670.08
	Exc Award (06/30/2016, 06/30/2018, 06/30/2020)																
82592	ONO HIMAWARI	06/09/2004	Active	12	0	0	0	0.00%	14		10			N	S,T,M,VP,SC	8	\$1,356.80
	Exc Award (06/30/2016, 06/30/2023)																





## Club Health Assessment for District 335 D through April 2025

			Status	Membership							Reports					Finance	LCIF
Club Number	Club Name	Charter Date		Current Member Count	YTD Members Added	YTD Members Dropped	YTD Net Growth	YTD Net Growth%	Member Count 12 Months Ago	Avg. length of service for dropped members	Months Since Last MMR ***	Yrs. Since Last Officer Report	President Rotation	Vice President Reported ****	Months Since Last Activity Report ***	Account Balance	Donations for current Fiscal Year
			Number of times on status quo within last two years	If below 15 members appears				If net loss is greater than 20% appears			If no report in 3 months appears in	When more than one year appears in	Number of repeat terms	Notes the officers that do not have an active	If no report at 12 months red		
24356	ONSENCHO	04/10/1968	Active	12	0	0	0	0.00%	13		10			M,VP,SC	23	90+ Days	\$365.34
33799	OYA	04/12/1977	Active	9	0	0	0	0.00%	9		0		2	R	P,T,M,VP,SC	24+	\$1,046.86
24360	SANTO	12/29/1972	Active	14	2	1	1	7.69%	15	2	0			R	S,M,VP,SC	24+	\$482.91
24373	TAISHI	03/24/1968	Active	30	0	1	-1	-3.23%	31	24	8			N	P,S,T,M,VP SC	13	\$5,391.94
24368	TAKASAGO	07/18/1959	Active	32	1	1	0	0.00%	37	46	2				M,VP,SC	16	\$3,022.11
24371	TATSUNO	06/24/1962	Active	59	6	1	5	9.26%	55	20	0			N	P,T,VP,SC	20	\$770.82
96788	TATSUNO AKATONBO	03/29/2006	Active	33	4	0	4	13.79%	30		1			N	P,T,M,SC	N/A	\$8,562.04
24372	TOYOOKA	04/29/1963	Active	33	3	1	2	6.45%	31	0	5			N	T,M,VP,SC	10	\$291.46
34263	TOYOOKA KIJU	06/27/1977	Active	42	1	1	0	0.00%	43	10	2			N	S,T,M,VP,SC	9	\$548.72
Exc Award (06/30/2022)																	
24374	WADAYAMA	11/06/1965	Active	37	2	2	0	0.00%	38	20	1				P,T,M,VP,SC	6	\$6,232.55
24376	YAMASAKI	02/07/1965	Active	40	1	0	1	2.56%	41		9			N	P,T,M,VP,SC	16	\$1,790.33
24378	YOKA	03/25/1962	Active	14	1	0	1	7.69%	17		9			N	T,M,SC	14	\$465.34

Clubs Cancelled Previous Fiscal Year – Clubs Cancelled within last 12 months may be reinstated

Club Number	Club Name	Charter Date	Current Status*	Cancellation Date
24296	HARIMA SHINGU L C	03/07/1971	Cancelled(6*)	06/29/2024

Current Total Count	YTD New Clubs	YTD Cancelled Clubs	YTD Net Gain	Current Total Members	YTD Add	YTD Drop	YTD Net Growth	YTD Net Growth %	Member Count 12 Months Ago	Average Member Count Per Club	% of Clubs with less than 20 members	% No MMR in 3 Months	% No Officer Report in 12 Months	% of Clubs with balance 90+ days	Number of Clubs in Status Quo	% Status Quo Clubs in Financial Suspension	Number of Cancelled Clubs	Average Cancelled Club Age	Members Lost Due to Cancellation	% of Clubs Cancelled for Non-Financial Reasons
53	0	0	0	1,487	96	76	20	1.36%	1,571	28	40%	53%	2%	2%	0	0%	0	0	0	0%

\* - P - Priority Club. Cancellation Reasons: 1-Objectives/conduct, 2-Non-active club, 5-Non-existing club, 6-Disbanding, 7-Merger, 8-Financial Suspension, 9-District/Multiple District Dues.

\*\* - Abbreviation: P-President, S-Secretary, T-Treasurer, M-Member Chairperson, VP-First Vice President, MC-Communications Chairperson, SC-Service Chairperson

\*\*\* - Abbreviation: N/R - Never reported using the Lions Clubs website, N/A - Not applicable, No password registered for the Lions Clubs website.

\*\*\*\* - Abbreviation: N - New, IP - Immediate Past, R - Repeat.



# Club Health Assessment for District 336 A through April 2025

			Status	Membership						Reports					Finance	LCIF	
Club Number	Club Name	Charter Date		Current Member Count	YTD Members Added	YTD Members Dropped	YTD Net Growth	YTD Net Growth%	Member Count 12 Months Ago	Avg. length of service for dropped members	Months Since Last MMR ***	Yrs. Since Last Officer Report	President Rotation	Vice President Reported ****	Months Since Last Activity Report ***	Account Balance	Donations for current Fiscal Year
			Number of times on status quo within last two years	If below 15 members appears					If net loss is greater than 20% appears		If no report in 3 months appears in	When more than one year appears in	Number of repeat terms	Notes the officers that do not have an active	If no report at 12 months appears in red		
Clubs less than two years old																	
181964	Sakaide Chuo Mirai	04/22/2025	Newly Chartered	20	20	0	20	100.00%	0		0			T,M,VP,SC	N/A		
179991	Tokushima Mirai	01/22/2025	Active	36	39	3	36	100.00%	0	0	0			T,M,VP,SC	N/R		\$1,000.00
Clubs more than two years old																	
23850	AIZUMI	06/17/1969	Active	26	0	1	-1	-3.70%	30	55	1			P,VP,SC	1		\$782.55
23852	ANAN	04/21/1963	Active	49	1	2	-1	-2.00%	50	3	4		N	S,T,VP,SC	0		\$4,033.30
Exc Award (06/30/2017, 06/30/2018)																	
23853	AWA	12/10/1971	Active	22	0	0	0	0.00%	22		6			S,T,M,VP,SC	24+		\$204.24
23854	AWA IKEDA L C	11/22/1962	Active	25	4	3	1	4.17%	25	3	6			P,S,T,M,VP SC	24+		
34264	AWA KATSUURA L C	06/24/1977	Active	19	1	1	0	0.00%	19	2	4			T,M,VP,SC	24+		\$287.32
23855	AYAUTAGUN L C	02/22/1968	Active	22	1	0	1	4.76%	21		1			P,S,T,M,VP SC	2		\$1,831.14
Exc Award (06/30/2017, 06/30/2020)																	
59168	DONARI	02/26/1997	Active	31	1	0	1	3.33%	31		7		None	P,S,T,M,VP SC	24+		\$705.00
23921	HIGASHIKAGAWA	02/13/1964	Active	32	0	1	-1	-3.03%	33	32	6			P,T,M,VP,SC	24+		\$100.00
38397	HONAI	04/17/1980	Cancelled(6*)	0	0	13	-13	-100.00%	13	21	1		None	P,S,T,M,VP SC	24+		
35904	IKATA	06/05/1978	Active	34	6	4	2	6.25%	36	9	0		N	T,M,SC	2		\$2,543.68
23868	IMABARI	10/19/1961	Active	64	4	8	-4	-5.88%	69	10	0			P,M,VP,SC	10		\$9,339.07
Exc Award (06/30/2023, 06/30/2024)																	
23866	IMABARI CHUO	10/24/1963	Active	48	1	1	0	0.00%	44	8	0		N	M,SC	11		\$4,450.19
Exc Award (06/30/2017, 06/30/2023)																	
23867	IMABARI HIGASHI	07/31/1973	Active	38	2	2	0	0.00%	38	3	2		N	T,SC	0		\$3,132.28
54082	IMABARI KURUSHIMA	02/10/1993	Active	35	3	5	-2	-5.41%	38	11	1			T,M,VP,SC	0		\$2,432.27
Exc Award (06/30/2017)																	
23865	INO	03/11/1967	Active	24	2	2	0	0.00%	30	5	1			S,T,M,VP,SC	9		\$384.47
Exc Award (06/30/2017, 06/30/2018, 06/30/20)																	
30293	ISHII	02/18/1975	Active	19	3	0	3	18.75%	20		7		2	S,T,M,VP,SC	7		\$726.70



# Club Health Assessment for District 336 A through April 2025

Club Number	Club Name	Charter Date	Status	Membership							Reports					Finance	LCIF
				Current Member Count	YTD Members Added	YTD Members Dropped	YTD Net Growth	YTD Net Growth%	Member Count 12 Months Ago	Avg. length of service for dropped members	Months Since Last MMR ***	Yrs. Since Last Officer Report	President Rotation	Vice President Reported ****	Months Since Last Activity Report ***	Account Balance	Donations for current Fiscal Year
			Number of times on status quo within last two years	If below 15 members appears				If net loss is greater than 20% appears			If no report in 3 months appears in	When more than one year appears in	Number of repeat terms	Notes the officers that do not have an active	If no report at 12 months red		
34073	ITANO	06/08/1977	Active	24	1	4	-3	-11.11%	27	17	0			N	P,S,T,VP,SC	17	\$576.47
23869	IYO	11/22/1965	Active	50	4	2	2	4.17%	46	1	0				M,VP,SC	24+	\$3,346.92
31380	IYO DOI	11/10/1975	Active	50	5	0	5	11.11%	44		0			N	M,SC	4	\$6,982.31
44150	IYO KOMATSU	06/04/1984	Active	13	0	0	0	0.00%	13		11				P,S,T,M,VP SC	10	\$1,256.82
	Exc Award (06/30/2017)																
23870	IYO MISHIMA	10/18/1961	Active	39	0	2	-2	-4.88%	44	7	0				S,M,VP,SC	7	
	Exc Award (06/30/2018, 06/30/2020, 06/30/2021)																
23872	IYOYOSHIDA	09/15/1963	Active	17	2	2	0	0.00%	18	3	0				P,S,T,M,VP SC	0	\$577.04
46601	KAMIITA	10/02/1986	Active	29	0	2	-2	-6.45%	30	38	0			N	P,T,M,VP,SC	2	\$418.30
49846	KAMIYAMA	09/11/1989	Active	10	2	0	2	25.00%	9		7				P,S,T,M,VP SC	24+	
23873	KAMOJIMA	02/15/1967	Active	31	4	1	3	10.71%	30	3	0			N	P,VP,SC	1	\$8,670.71
23874	KAN ONJI	03/19/1958	Active	46	8	1	7	17.95%	39	4	0			N	S,T,M,VP,SC	8	\$5,323.88
55173	KAN-ONJI CHUO	12/28/1993	Active	17	2	0	2	13.33%	17		1			N	P,S,T,M,SC	0	\$1,600.01
	Exc Award (06/30/2017, 06/30/2018)																
23875	KAWANOE	12/16/1961	Active	36	5	3	2	5.88%	41	12	0			N	P,S,M,VP,SC	0	\$5,976.63
	Exc Award (06/30/2018)																
51325	KAWANOE CHUO	02/08/1991	Active	18	1	1	0	0.00%	19	1	0			N	P,S,M,SC	0	\$3,037.08
	Exc Award (06/30/2018)																
37399	KIHOKU L C	06/27/1979	Active	29	0	2	-2	-6.45%	31	13	0				S,T,VP,SC	1	\$828.59
50169	KITAJIMA	02/05/1990	Active	31	2	8	-6	-16.22%	41	8	0		2		P,T,VP,SC	10	\$444.01
23879	KOCHI	02/12/1956	Active	83	7	13	-6	-6.74%	78	8	0				T,M,VP,SC	0	\$5,822.87
23882	KOCHI CHUO	10/18/1973	Active	50	2	5	-3	-5.66%	55	17	1			N	S,T,SC	12	\$8,052.64
	Exc Award (06/30/2016)																
42146	KOCHI HIGASHI	12/22/1982	Active	42	1	0	1	2.44%	42		7			N	P,S,T,M,VP SC	6	\$1,030.67
36423	KOCHI KAGAMIGAWA	12/29/1978	Active	33	7	2	5	17.86%	30	14	3				T,M,VP,SC	1	\$334.64
33495	KOCHI KASHIWA	03/07/1977	Active	56	2	2	0	0.00%	58	5	0				M,VP,SC	1	\$14,248.50
	Exc Award (06/30/2016, 06/30/2017, 06/30/2021)																



# Club Health Assessment for District 336 A through April 2025

Club Number	Club Name	Charter Date	Status	Membership							Reports					Finance	LCIF
				Current Member Count	YTD Members Added	YTD Members Dropped	YTD Net Growth	YTD Net Growth%	Member Count 12 Months Ago	Avg. length of service for dropped members	Months Since Last MMR ***	Yrs. Since Last Officer Report	President Rotation	Vice President Reported ****	Months Since Last Activity Report ***	Account Balance	Donations for current Fiscal Year
			Number of times on status quo within last two years	If below 15 members appears				If net loss is greater than 20% appears			If no report in 3 months appears	When more than one year appears in	Number of repeat terms	Notes the officers that do not have an active	If no report at 12 months appears in red		
23880	KOCHI KATSURA	11/21/1964	Active	34	0	1	-1	-2.86%	36	31	5			N	P,S,T,VP,SC	0	\$3,265.70
44337	KOCHI KITA	10/25/1984	Active	35	3	1	2	6.06%	33	0	0			N	T,VP,SC	10	\$2,774.29
23881	KOCHI KUROSHIO	05/24/1961	Active	52	0	3	-3	-5.45%	57	26	0			N	P,S,M,SC	1	\$10,739.26
53874	KOCHI MINAMI	12/02/1992	Active	31	1	2	-1	-3.13%	31	20	0			N	M,SC	8	\$14,465.81
	Exc Award (06/30/2019, 06/30/2024)																
60201	KOCHI RYOMA	12/16/1997	Active	58	1	1	0	0.00%	52	26	0			N	P,S,T,M,VP SC	13	\$6,089.23
	Exc Award (06/30/2016)																
55127	KOCHI SAKURA	12/10/1993	Active	44	0	9	-9	-16.98%	43	1	0			N	P,T,VP,SC	4	\$4,846.28
	Exc Award (06/30/2023)																
23883	KOCHI YOOJYO	10/07/1959	Active	42	0	4	-4	-8.70%	48	20	0			N	P,T,SC	9	
67605	KOCHI YOSAKOI	04/08/2003	Active	44	2	0	2	4.76%	42		0			N	P,M,SC	3	\$2,100.98
	Exc Award (06/30/2017)																
31635	KOCHIAKI L C	01/30/1976	Active	29	2	2	0	0.00%	30	7	0				P,S,T,M,VP SC	0	\$3,450.37
	Exc Award (06/30/2016)																
23885	KOMATUSIMA	04/20/1963	Active	27	0	0	0	0.00%	27		1			N	S,T,VP,SC	2	\$509.51
	Exc Award (06/30/2017)																
37653	KONPIRA L C	10/31/1979	Active	43	2	2	0	0.00%	45	26	1				P,S,T,M,VP SC	2	\$3,380.04
23898	MARUGAME	02/23/1957	Active	86	1	7	-6	-6.52%	90	17	0			N	P,S,T,VP,SC	11	\$4,601.02
	Exc Award (06/30/2017, 06/30/2020)																
32997	MARUGAME KYOGOKU	11/11/1976	Active	53	1	5	-4	-7.02%	59	23	0			N	P,T,VP	4	\$3,151.48
	Exc Award (06/30/2017)																
34719	MASAKI	11/29/1977	Active	21	2	1	1	5.00%	20	20	0			N	M	13	\$1,261.29
	Exc Award (06/30/2017)																
128323	Matsuyama Century	07/22/2016	Active	36	1	2	-1	-2.70%	38	6	7			N	SC	2	\$2,552.83
	Exc Award (06/30/2018)																
23900	MATSUYAMA CHUO	11/22/1964	Active	109	5	2	3	2.83%	110	10	0			N	P,S,T,VP,SC	16	\$12,338.92
	Exc Award (06/30/2017, 06/30/2018, 06/30/2020)																
23901	MATSUYAMA DOGO	08/03/1960	Active	56	3	5	-2	-3.45%	60	22	0			N	P,S,T,VP,SC	24+	\$7,931.76




# Club Health Assessment for District 336 A through April 2025

			Status	Membership							Reports					Finance	LCIF
Club Number	Club Name	Charter Date		Current Member Count	YTD Members Added	YTD Members Dropped	YTD Net Growth	YTD Net Growth%	Member Count 12 Months Ago	Avg. length of service for dropped members	Months Since Last MMR ***	Yrs. Since Last Officer Report	President Rotation	Vice President Reported ****	Months Since Last Activity Report ***	Account Balance	Donations for current Fiscal Year
			Number of times on status quo within last two years	If below 15 members appears				If net loss is greater than 20% appears			If no report in 3 months appears in	When more than one year appears in	Number of repeat terms	Notes the officers that do not have an active	If no report at 12 months red		
Exc Award (06/30/2020)																	
23902	MATSUYAMA HIGASHI	01/20/1970	Active	57	6	2	4	7.55%	53	2	0			P,S,T,M,VP SC	19		\$13,482.16
Exc Award (06/30/2017, 06/30/2020, 06/30/2023)																	
23899	MATSUYAMA HOST	10/05/1953	Active	30	4	5	-1	-3.23%	34	13	0			P,S,T,VP,SC	6		\$1,550.03
Exc Award (06/30/2016, 06/30/2017)																	
99080	MATSUYAMA JOTO	04/10/2007	Active	23	0	0	0	0.00%	23		11			N SC	3		\$1,135.07
Exc Award (06/30/2017)																	
46680	MATSUYAMA KINKI	11/10/1986	Active	55	1	4	-3	-5.17%	57	14	0			N S,M,SC	11		\$5,581.87
Exc Award (06/30/2017, 06/30/2018, 06/30/2023)																	
40582	MATSUYAMA KITA	11/30/1981	Active	26	2	1	1	4.00%	27	3	0			S,T,M,VP,SC	9		\$303.13
34074	MATSUYAMA MINAMI	06/07/1977	Active	43	4	4	0	0.00%	45	6	0			N SC	13		\$5,213.54
Exc Award (06/30/2017, 06/30/2019, 06/30/2023)																	
23903	MATSUYAMA NISHI	02/15/1972	Active	62	4	2	2	3.33%	64	0	0			N SC	5		\$7,594.21
Exc Award (06/30/2018, 06/30/2020)																	
52806	MATSUYAMA SHIRASAGI	04/02/1992	Active	69	5	3	2	2.99%	70	23	0			N P,S,T,M,VP SC	17		\$10,200.24
Exc Award (06/30/2017, 06/30/2020)																	
58686	MATSUYAMA SHIROYAMA	09/06/1996	Active	54	7	1	6	12.50%	50	28	0			N P,S,T,M,VP SC	24+		\$946.13
Exc Award (06/30/2022, 06/30/2023)																	
52282	MATSUYAMA TSUBAKI	12/16/1991	Active	52	0	8	-8	-13.33%	58	6	3			S,T,M,VP,SC	13		\$2,100.02
Exc Award (06/30/2017, 06/30/2018)																	
86053	MATSUYAMA YUZUKI	03/31/2005	Active	44	1	1	0	0.00%	46	3	4			N P,T,VP,SC	3		\$25,649.51
Exc Award (06/30/2017, 06/30/2018)																	
23904	MIKAME	04/27/1966	Active	13	0	0	0	0.00%	13		15			S,T,M,VP,SC	24+		\$238.55
Exc Award (06/30/2017)																	
49245	MIKI SANUKI	02/17/1989	Active	25	1	1	0	0.00%	33	5	6			N M,VP,SC	10		\$1,000.00
Exc Award (06/30/2017, 06/30/2018)																	
23906	MINAMIUWA L C	03/18/1966	Active	32	7	6	1	3.23%	31	10	0			N T,M,SC	22		
23909	MITOYO	04/10/1973	Active	40	3	1	2	5.26%	38	45	0			P,S,T,M,VP SC	9		\$4,178.90
23911	MUROTO	03/29/1967	Active	22	3	1	2	10.00%	20	32	0		None	P,S,T,M,VP SC	24+		\$306.83



# Club Health Assessment for District 336 A through April 2025

			Status	Membership							Reports					Finance	LCIF
Club Number	Club Name	Charter Date		Current Member Count	YTD Members Added	YTD Members Dropped	YTD Net Growth	YTD Net Growth%	Member Count 12 Months Ago	Avg. length of service for dropped members	Months Since Last MMR ***	Yrs. Since Last Officer Report	President Rotation	Vice President Reported ****	Months Since Last Activity Report ***	Account Balance	Donations for current Fiscal Year
			Number of times on status quo within last two years	If below 15 members appears					If net loss is greater than 20% appears			If no report in 3 months appears in	When more than one year appears in	Number of repeat terms	Notes the officers that do not have an active	If no report at 12 months appears in red	
Exc Award (06/30/2020)																	
23913	NAGAO	04/17/1964	Active	29	1	2	-1	-3.33%	30	37	1			S,T,M,VP,SC	0		\$1,600.01
42254	NAKATOSA	01/26/1983	Active	16	0	3	-3	-15.79%	18	4	1		N	P,S,T,M,VP SC	4		
23915	NANKOKU	11/05/1971	Active	21	0	1	-1	-4.55%	22	40	0			P,S,T,M,VP SC	0		\$2,042.56
35665	NAOSHIMA	05/22/1978	Active	22	0	1	-1	-4.35%	23	3	6		None	P,S,T,M,VP SC	24+		\$545.70
23916	NARUTO	04/22/1963	Active	36	2	2	0	0.00%	39	3	1			M,VP,SC	13		\$1,222.41
41279	NARUTO NISHI	04/14/1982	Active	21	4	2	2	10.53%	21	5	0			P,S,T,M,VP SC	0		\$733.79
23917	NIIHAMA	10/05/1960	Active	57	4	0	4	7.55%	54		0		N	SC	0		\$3,252.94
Exc Award (06/30/2018, 06/30/2019)																	
49262	NIIHAMA BESSHI	02/27/1989	Active	35	4	2	2	6.06%	33	4	1		N	P,S,T,VP,SC	10		\$1,000.44
34913	NIIHAMA CHUO	12/30/1977	Active	12	0	0	0	0.00%	12		9		None	P,S,T,M,VP SC	0		\$1,189.87
57929	NIIHAMA HIUCHI	02/29/1996	Active	57	8	1	7	14.00%	51	5	0		N	M,VP,SC	0		\$4,545.08
Exc Award (06/30/2017, 06/30/2018, 06/30/2020)																	
35504	NOMURA	04/24/1978	Active	14	0	0	0	0.00%	15		7		None	P,S,T,M,VP SC	23		\$182.83
23920	OGATA	05/27/1967	Active	20	1	1	0	0.00%	20	4	5			P,S,T,M,VP SC	21		\$825.85
23931	OZU	12/02/1960	Active	41	3	6	-3	-6.82%	44	18	0			S,T,M,VP,SC	24+		
23933	SAIJO	10/19/1961	Active	67	0	1	-1	-1.47%	68	9	5		N	S,VP,SC	9		\$1,235.17
Exc Award (06/30/2018)																	
50312	SAIJO ISHIZUCHI	03/12/1990	Active	41	3	2	1	2.50%	39	16	1			P,S,T,M,VP SC	0		\$349.01
23935	SAKAIDE	04/01/1960	Active	33	0	4	-4	-10.81%	39	20	3		None	P,S,T,M,VP SC	0		\$2,024.84
23934	SAKAIDE HAKUHO	11/20/1965	Active	120	8	21	-13	-9.77%	136	6	0			P,S,T,M,VP SC	9		\$32,634.10
Exc Award (06/30/2017)																	
108021	SAKAIDE SENIOR	04/07/2010	Active	29	0	0	0	0.00%	41		7		N	P,S,VP,SC	17		
Exc Award (06/30/2017)																	
23937	SAKAWA OCHI L C	06/22/1969	Active	16	0	0	0	0.00%	16		13		2	N	P,S,T,VP,SC	0	\$1,260.00
23938	SHIDO	04/16/1965	Active	63	22	41	-19	-23.17%	82	2	0		R	P,S,M,SC	17		\$133.14
Exc Award (06/30/2017)																	



# Club Health Assessment for District 336 A through April 2025

			Status	Membership							Reports					Finance	LCIF	
Club Number	Club Name	Charter Date		Current Member Count	YTD Members Added	YTD Members Dropped	YTD Net Growth	YTD Net Growth%	Member Count 12 Months Ago	Avg. length of service for dropped members	Months Since Last MMR ***	Yrs. Since Last Officer Report	President Rotation	Vice President Reported ****	Months Since Last Activity Report ***	Account Balance	Donations for current Fiscal Year	
			Number of times on status quo within last two years	If below 15 members appears				If net loss is greater than 20% appears			If no report in 3 months appears in	When more than one year appears in	Number of repeat terms	Notes the officers that do not have an active	If no report at 12 months appears in red			
39251	SHIKOKUCHUO HOO	12/08/1980	Active	33	1	1	0	0.00%	30	3	8			N	S,T	0		\$1,390.42
23914	SHIMANTO	09/24/1963	Active	49	11	6	5	11.36%	53	12	0			N	S,T,VP,SC	0		\$982.84
23942	SHODOSHIMA HIGASHI	05/03/1966	Active	23	3	4	-1	-4.17%	24	14	0			N	P,S,T,M,VP SC	1		\$440.01
	Exc Award (06/30/2017)																	
23941	SHODOSHIMA L C	02/11/1964	Active	49	6	1	5	11.36%	47	1	1			N	S,T,M,VP,SC	6		\$1,100.01
	Exc Award (06/30/2017, 06/30/2018, 06/30/2019)																	
23943	SUKUMO	06/10/1965	Active	15	0	0	0	0.00%	15		13			N	P,T,VP,SC	0		\$509.15
23944	SUSAKI	06/14/1963	Active	24	4	3	1	4.35%	24	2	0			N	P,T,M,VP,SC	3		\$773.28
23946	TADOTSU	03/01/1964	Active	55	0	2	-2	-3.51%	58	3	0				S,T,M,VP,SC	0		\$4,080.98
	Exc Award (06/30/2017)																	
23951	TAKAMATSU	01/25/1956	Active	26	0	5	-5	-16.13%	30	18	0			N	P,S,T,M,VP SC	6		\$378.72
	Exc Award (06/30/2019)																	
23953	TAKAMATSU AOI	11/29/1970	Active	45	3	3	0	0.00%	44	4	0			N	SC	11		\$2,352.75
	Exc Award (06/30/2017)																	
55128	TAKAMATSU GENPEI	12/13/1993	Active	31	2	1	1	3.33%	30	14	7			N	T,M,SC	0		\$3,287.31
	Exc Award (06/30/2017)																	
23947	TAKAMATSU HIGASHI	06/26/1965	Active	50	6	13	-7	-12.28%	55	3	1			N	SC	0		\$6,950.07
	Exc Award (06/30/2017, 06/30/2019)																	
88655	TAKAMATSU KITA	06/16/2005	Active	24	1	3	-2	-7.69%	26	11	2				P,S,T,VP,SC	7		\$248.13
	Exc Award (06/30/2016)																	
77881	TAKAMATSU KUKO	12/05/2003	Active	19	1	3	-2	-9.52%	21	11	1			N	P,S,T,M,VP SC	0		\$242.75
23948	TAKAMATSU MINAMI	11/05/1973	Active	18	0	1	-1	-5.26%	19	5	8		None		P,S,T,M,VP SC	11		
	Exc Award (06/30/2017)																	
29973	TAKAMATSU NISHI	11/29/1974	Active	61	19	4	15	32.61%	46	3	2				P,T,M,VP,SC	15		\$15,139.18
127386	Takamatsu Phoenix	04/26/2016	Active	22	1	1	0	0.00%	22	7	3			N		0		\$695.10
	Exc Award (06/30/2017, 06/30/2018)																	
23955	TAKAMATSU RITSURIN	10/13/1962	Active	34	2	3	-1	-2.86%	36	36	2			N	P,T,M,VP,SC	14		\$6,847.95
	Exc Award (06/30/2017)																	





# Club Health Assessment for District 336 A through April 2025

			Status	Membership							Reports					Finance		LCIF
Club Number	Club Name	Charter Date		Current Member Count	YTD Members Added	YTD Members Dropped	YTD Net Growth	YTD Net Growth%	Member Count 12 Months Ago	Avg. length of service for dropped members	Months Since Last MMR ***	Yrs. Since Last Officer Report	President Rotation	Vice President Reported ****	Months Since Last Activity Report ***	Account Balance	Donations for current Fiscal Year	
			Number of times on status quo within last two years	If below 15 members appears				If net loss is greater than 20% appears			If no report in 3 months appears in	When more than one year appears in	Number of repeat terms	Notes the officers that do not have an active	If no report at 12 months red			
23975	TAKAMATSU SHIUN	03/08/1970	Active	57	3	7	-4	-6.56%	61	12	1			P,T,M,VP,SC	24+		\$1,900.75	
	Exc Award (06/30/2018)																	
23952	TAKAMATSU TAMAMO	10/30/1960	Active	24	0	1	-1	-4.00%	26	2	1			S,T,M,VP,SC	24+		\$5,303.86	
	Exc Award (06/30/2016)																	
23950	TAKAMATSU YASHIMA	10/13/1964	Active	17	0	12	-12	-41.38%	30	14	0		None	P,S,T,M,VP SC	24+		\$1,209.10	
	Exc Award (06/30/2016)																	
40971	TOBE	02/22/1982	Active	48	7	5	2	4.35%	50	16	0			N	T,VP,SC	1	\$5,760.28	
	Exc Award (06/30/2017)																	
56067	TOKUSHIMA AI	08/26/1994	Active	25	1	1	0	0.00%	25	39	1			N	P,S,T,M,VP SC	24+	\$1,250.10	
23959	TOKUSHIMA BIZAN	12/01/1960	Active	24	2	1	1	4.35%	23	11	0			N	P,S,T,M,VP SC	24+	\$301.15	
23960	TOKUSHIMA CHUO	10/17/1961	Active	13	1	0	1	8.33%	13		3			N	S,M,SC	5	\$232.62	
	Exc Award (06/30/2018)																	
58433	TOKUSHIMA MARINPIA	06/14/1996	Active	32	3	1	2	6.67%	31	28	1			N	S,T,M,VP,SC	5	\$2,530.60	
23962	TOKUSHIMA MINAMI	04/09/1973	Active	15	1	0	1	7.14%	14		4		2	R	M,VP	21	\$300.36	
	Exc Award (06/30/2017)																	
33399	TOKUSHIMA SHIROYAMA	02/25/1977	Active	38	3	2	1	2.70%	37	2	0			N	S,T,M,SC	3	\$2,052.26	
	Exc Award (06/30/2018)																	
78263	TOKUSHIMA SUDACHI	02/18/2004	Active	64	5	0	5	8.47%	65		0			N	T,SC	19	\$5,105.45	
	Exc Award (06/30/2019)																	
106779	TOKUSHIMA YAMAMOMO	10/19/2009	Active	24	0	4	-4	-14.29%	28	11	1			P,T,M,VP,SC	24+		\$222.00	
52160	TOKUSHIMA YOSHINOAWA	11/12/1991	Active	24	0	0	0	0.00%	24		0			M,VP,SC	4		\$1,565.23	
	Exc Award (06/30/2019, 06/30/2020)																	
23945	TOSA	11/19/1965	Active	46	3	5	-2	-4.17%	47	13	0			N	P,M,VP,SC	0	\$1,282.52	
	Exc Award (06/30/2016, 06/30/2018, 06/30/2020)																	
35276	TOSA KONAN	03/13/1978	Active	29	3	5	-2	-6.45%	31	17	1		None	P,S,T,M,VP SC	13		\$2,300.00	
	Exc Award (06/30/2017)																	
23910	TOSA-MOTOYAMA L C	03/12/1967	Active	20	0	6	-6	-23.08%	28	15	0		None	P,S,T,M,VP SC	2		\$624.91	
23969	TOSASHIMIZU	10/25/1964	Active	32	1	5	-4	-11.11%	36	17	0			S,T,M,VP,SC	10		\$1,528.61	



# Club Health Assessment for District 336 A through April 2025


			Status	Membership							Reports					Finance	LCIF
Club Number	Club Name	Charter Date		Current Member Count	YTD Members Added	YTD Members Dropped	YTD Net Growth	YTD Net Growth%	Member Count 12 Months Ago	Avg. length of service for dropped members	Months Since Last MMR ***	Yrs. Since Last Officer Report	President Rotation	Vice President Reported ****	Months Since Last Activity Report ***	Account Balance	Donations for current Fiscal Year
			Number of times on status quo within last two years	If below 15 members appears					If net loss is greater than 20% appears			If no report in 3 months appears in	When more than one year appears in	Number of repeat terms	Notes the officers that do not have an active	If no report at 12 months appears in red	
23967	TOSAYAMADA	12/01/1964	Active	9	0	0	0	0.00%	9		7		3	S,T,M,VP,SC	1		\$1,160.00
23919	TOYO	01/18/1964	Active	47	2	6	-4	-7.84%	51	10	1			N	S,VP,SC	10	\$734.98
Exc Award (06/30/2017, 06/30/2019)																	
23972	UCHIKO	06/17/1966	Active	39	0	1	-1	-2.50%	40	7	0			N	P,VP	2	\$574.64
Exc Award (06/30/2017)																	
99685	UTAZU	06/19/2007	Active	38	6	1	5	15.15%	34	1	1			N	S,T,SC	2	\$5,122.96
23976	UWA	12/02/1960	Active	42	3	1	2	5.00%	41	5	0		2	N	T,M,SC	8	\$1,918.30
23978	UWAJIMA	07/05/1955	Active	42	4	4	0	0.00%	44	2	0			N	P,S,T,M,VP SC	1	\$1,329.85
Exc Award (06/30/2016)																	
23981	WAKI	12/08/1964	Active	35	5	2	3	9.38%	37	4	1		None		P,S,T,M,VP SC	22	
Exc Award (06/30/2017)																	
39944	YAKURI L C	05/05/1981	Active	22	0	0	0	0.00%	23		9			N	M,VP,SC	6	\$181.22
23983	YAWATAHAMA	03/14/1956	Active	39	3	4	-1	-2.50%	38	24	1			N	S,T,VP,SC	0	\$2,493.80
Exc Award (06/30/2017)																	
42734	YAWATAHAMA MINATO	05/19/1983	Active	35	8	5	3	9.38%	32	3	0			N	P,M,VP,SC	0	\$1,620.00
Exc Award (06/30/2017)																	
23989	ZENTSUJI	06/19/1962	Active	38	0	2	-2	-5.00%	40	37	0			N	P,S,M,VP,SC	4	\$3,090.95

Clubs Cancelled Previous Fiscal Year – Clubs Cancelled within last 12 months may be reinstated

Club Number				Club Name				Charter Date			Current Status*		Cancellation Date												
78946				TAKAMATSU GREEN				04/28/2004			Cancelled(6*)		06/29/2024												
Current Total Clubs Count	YTD New Clubs Count	YTD Cancelled Clubs Count	YTD Net Club Gain	Current Total Members Count	YTD Add	YTD Drop	YTD Net Growth	YTD Net Growth %	Member Count 12 Months Ago	Average Member Count Per Club	% of Clubs with less than 20 members	% No MMR in 3 Months	% No Officer Report in 12 Months	% of Clubs with balance 90+ days	Number of Clubs in Status Quo	% Status Quo Clubs in Financial Suspension	Number of Cancelled Clubs	Average Cancelled Club Age	Members Lost Due to Cancellation	% of Clubs Cancelled for Non-Financial Reasons					
135	2	1	1	4,941	399	408	-9	-0.18%	5,055	37	14%	26%	0%	0%	0	0%	1	65	13	100%					



Club Health Assessment for District 336 A through April 2025

			Status	Membership							Reports					Finance	LCIF
Club Number	Club Name	Charter Date		Current Member Count	YTD Members Added	YTD Members Dropped	YTD Net Growth	YTD Net Growth%	Member Count 12 Months Ago	Avg. length of service for dropped members	Months Since Last MMR ***	Yrs. Since Last Officer Report	President Rotation	Vice President Reported ****	Months Since Last Activity Report ***	Account Balance	Donations for current Fiscal Year
			Number of times on status quo within last two years	If below 15 members appears				If net loss is greater than 20% appears			If no report in 3 months appears in	When more than one year appears in	Number of repeat terms	Notes the officers that do not have an active	If no report at 12 months appears in red		

\* - P - Priority Club. Cancellation Reasons: 1-Objectives/conduct, 2-Non-active club, 5-Non-existing club, 6-Disbanding, 7-Merger, 8-Financial Suspension, 9-District/Multiple District Dues.  
\*\* - Abbreviation: P-President, S-Secretary, T-Treasurer, M-Member Chairperson, VP-First Vice President, MC-Communications Chairperson, SC-Service Chairperson  
\*\*\* - Abbreviation: N/R - Never reported using the Lions Clubs website, N/A - Not applicable, No password registered for the Lions Clubs website.  
\*\*\*\* - Abbreviation: N - New, IP - Immediate Past, R - Repeat.



# Club Health Assessment for District 336 B through April 2025

			Status	Membership							Reports					Finance		LCIF
Club Number	Club Name	Charter Date		Current Member Count	YTD Members Added	YTD Members Dropped	YTD Net Growth	YTD Net Growth%	Member Count 12 Months Ago	Avg. length of service for dropped members	Months Since Last MMR ***	Yrs. Since Last Officer Report	President Rotation	Vice President Reported ****	Months Since Last Activity Report ***	Account Balance	Donations for current Fiscal Year	
			Number of times on status quo within last two years	If below 15 members appears					If net loss is greater than 20% appears			If no report in 3 months appears in	When more than one year appears in	Number of repeat terms	Notes the officers that do not have an active	If no report at 12 months appears in red		
Clubs less than two years old																		
180620	Okayama Subaru	02/28/2025	Newly Chartered	25	25	0	25	100.00%	0		0			M,VP,SC	N/A			
Clubs more than two years old																		
23856	BIZEN Exc Award (06/30/2019)	06/26/1960	Active	25	5	1	4	19.05%	21	3	0		N	S,T,M,VP,SC	2	90+ Days	\$646.32	
23907	BIZEN MITSUISHI	06/24/1961	Active	13	0	0	0	0.00%	13		7			S,T,M,VP,SC	24+			
23861	HINASE	08/03/1961	Active	10	1	2	-1	-9.09%	11	16	2			T,M,VP,SC	N/A		\$139.43	
39498	HIRUZEN L C Exc Award (06/30/2016)	02/04/1981	Active	27	2	1	1	3.85%	26	20	0			P,S,T,M,VP SC	11		\$1,300.13	
23864	IBARA	01/26/1956	Active	27	3	3	0	0.00%	28	12	-1		N	T,M,VP,SC	1		\$785.60	
41280	KASAOKA HIGASHI	04/14/1982	Active	34	1	5	-4	-10.53%	38	28	1			P,T,M,VP,SC	11		\$1,000.00	
23887	KOJIMA	12/28/1955	Active	32	1	2	-1	-3.03%	34	19	3			P,S,T,M,VP SC	17		\$413.64	
23884	KOJIMA WASHU	12/07/1964	Active	30	4	1	3	11.11%	27	31	5		N	P,S,M,VP,SC	9		\$900.57	
23886	KONKO Exc Award (06/30/2024)	03/27/1960	Active	17	2	4	-2	-10.53%	17	10	3			P,T,M,VP,SC	5		\$700.00	
23888	KURASHIKI Exc Award (06/30/2016, 06/30/2017, 06/30/2024)	06/26/1957	Active	67	3	2	1	1.52%	66	3	0		N	P,S,M,VP,SC	1		\$4,126.37	
36178	KURASHIKI ACHI	10/19/1978	Active	18	2	1	1	5.88%	18	1	0		N	T,SC	1		\$800.02	
23891	KURASHIKI CHUO Exc Award (06/30/2016)	06/21/1964	Active	20	0	2	-2	-9.09%	24	9	6		None	N	P	1	\$1,000.00	
23857	KURASHIKI HIGASHI Exc Award (06/30/2016)	02/25/1969	Active	14	0	1	-1	-6.67%	16	8	1			M,VP,SC	1		\$1,050.02	
85971	KURASHIKI HOHOEMI	03/21/2005	Active	7	0	0	0	0.00%	7		10		None	P,T,M,VP,SC	24+		\$200.02	
33800	KURASHIKI MABI Exc Award (06/30/2016, 06/30/2021, 06/30/2024)	04/19/1977	Active	26	2	2	0	0.00%	26	30	0		N	SC	1		\$1,680.14	
30378	KURASHIKI MINAMI Exc Award (06/30/2016, 06/30/2018)	03/06/1975	Active	32	2	2	0	0.00%	33	39	3		N	P,S,T,M,VP SC	24+		\$5,259.70	




# Club Health Assessment for District 336 B through April 2025

			Status	Membership							Reports					Finance		LCIF
Club Number	Club Name	Charter Date		Current Member Count	YTD Members Added	YTD Members Dropped	YTD Net Growth	YTD Net Growth%	Member Count 12 Months Ago	Avg. length of service for dropped members	Months Since Last MMR ***	Yrs. Since Last Officer Report	President Rotation	Vice President Reported ****	Months Since Last Activity Report ***	Account Balance	Donations for current Fiscal Year	
			Number of times on status quo within last two years	If below 15 members appears	If net loss is greater than 20% appears					If no report in 3 months appears in	When more than one year appears in	Number of repeat terms	Notes the officers that do not have an active	If no report at 12 months appears in red				
23890	KURASHIKI MIZUSHIMA	06/24/1961	Active	23	0	0	0	0.00%	22		11			P,S,T,M,VP SC	17		\$300.36	
37899	KURASHIKI NISHI	12/26/1979	Active	51	5	1	4	8.51%	47	0	0			T,VP,SC	1		\$7,000.00	
Exc Award (06/30/2016, 06/30/2018)																		
23892	KURASHIKI OHJI	12/23/1971	Active	23	0	1	-1	-4.17%	27	2	1		N	SC	0			
53030	KURASHIKI ROSE	05/05/1992	Active	8	0	1	-1	-11.11%	10	46	0		N	T,M,SC	0		\$180.01	
43302	KURASHIKI TENRYO	12/29/1983	Active	29	1	0	1	3.57%	28		0		N	S,M,SC	1		\$1,180.85	
23889	KURAYOSHI	12/09/1959	Active	40	1	2	-1	-2.44%	42	26	4		N	S,T,VP,SC	1		\$947.85	
Exc Award (06/30/2016, 06/30/2018, 06/30/20)																		
44496	KURAYOSHI GREAT	12/10/1984	Active	35	3	3	0	0.00%	36	15	3		N	S,SC	4		\$851.78	
Exc Award (06/30/2016, 06/30/2018)																		
36645	KURAYOSHI KITA	02/05/1979	Cancelled(6*)	0	0	14	-14	-100.00%	14	21	0		None	P,S,T,M,VP SC	11			
23895	KURAYOSHI UTSUBUKI	11/27/1969	Active	39	5	1	4	11.43%	36	2	0		R	S,T,VP,SC	6		\$1,088.90	
Exc Award (06/30/2016, 06/30/2018)																		
32036	MANIWA ASAHI L C	04/06/1976	Active	14	0	1	-1	-6.67%	16	22	5			P,S,T,M,VP SC	0		\$700.00	
Exc Award (06/30/2016, 06/30/2018, 06/30/20)																		
23897	MANIWA L C	04/12/1964	Active	19	0	0	0	0.00%	19		13		N	P,S,T,M,VP SC	10		\$1,000.00	
23908	MITSU	09/27/1964	Cancelled(6*)	0	0	22	-22	-100.00%	23	17	4		None	P,S,T,M,VP SC	13		\$2,000.00	
Exc Award (06/30/2017)																		
23918	NIIMI	12/11/1957	Active	52	5	3	2	4.00%	55	22	0			S,T,M,VP,SC	10		\$3,254.14	
35464	OCHIAI	04/10/1978	Active	14	0	0	0	0.00%	14		13			P,S,T,M,VP SC	1		\$700.08	
Exc Award (06/30/2016)																		
23922	OKAYAMA	11/02/1954	Active	53	5	8	-3	-5.36%	53	5	1		N	SC	2		\$6,500.19	
39112	OKAYAMA AGEHA	11/26/1980	Active	35	1	0	1	2.94%	23		1			S,VP	2		\$3,000.01	
Exc Award (06/30/2019, 06/30/2024)																		
35277	OKAYAMA CHUO	03/13/1978	Active	23	4	2	2	9.52%	21	13	1		N	M,VP,SC	6		\$5,300.07	
Exc Award (06/30/2023, 06/30/2024)																		
123510	Okayama Harmony	10/30/2014	Active	36	0	2	-2	-5.26%	38	9	2		2	P,M,VP,SC	2		\$7,000.00	
Exc Award (06/30/2019, 06/30/2024)																		



# Club Health Assessment for District 336 B through April 2025

			Status	Membership							Reports					Finance	LCIF	
Club Number	Club Name	Charter Date		Current Member Count	YTD Members Added	YTD Members Dropped	YTD Net Growth	YTD Net Growth%	Member Count 12 Months Ago	Avg. length of service for dropped members	Months Since Last MMR ***	Yrs. Since Last Officer Report	President Rotation	Vice President Reported ****	Months Since Last Activity Report ***	Account Balance	Donations for current Fiscal Year	
			Number of times on status quo within last two years	If below 15 members appears				If net loss is greater than 20% appears			If no report in 3 months appears in	When more than one year appears in	Number of repeat terms		Notes the officers that do not have an active	If no report at 12 months appears in red		
23924	OKAYAMA HIGASHI	12/26/1960	Active	62	8	4	4	6.90%	56	14	0			N	S,VP	5		\$5,200.00
	Exc Award (06/30/2016, 06/30/2019, 06/30/2021)																	
23925	OKAYAMA HIKARI	06/19/1972	Active	20	3	4	-1	-4.76%	21	15	0				VP,SC	0		\$3,400.05
	Exc Award (06/30/2018, 06/30/2021, 06/30/2024)																	
61345	OKAYAMA JOTO	12/08/1998	Active	12	1	0	1	9.09%	11		3				S,M,VP,SC	24+		\$240.00
23877	OKAYAMA KIBI	11/28/1965	Active	33	1	1	0	0.00%	35	45	4			N	T,VP,SC	0		\$920.12
43303	OKAYAMA KITA	12/12/1983	Active	11	0	3	-3	-21.43%	14	18	4			N	P,S,VP,SC	2		\$701.26
23927	OKAYAMA KORAKU	12/26/1960	Active	40	1	2	-1	-2.44%	42	29	3			N	P,T,VP	6		\$1,600.01
	Exc Award (06/30/2016, 06/30/2017)																	
29863	OKAYAMA MINAMI	10/14/1974	Active	20	2	2	0	0.00%	23	8	1				P,S,T,VP,SC	11		\$7,700.13
	Exc Award (06/30/2017, 06/30/2018)																	
132601	Okayama Mirai	09/13/2017	Active	96	3	4	-1	-1.03%	75	6	0			N	S	3		
	Exc Award (06/30/2018, 06/30/2019, 06/30/2021)																	
146704	Okayama Momo	06/14/2021	Active	24	7	2	5	26.32%	11	3	0				T,M,VP,SC	5		\$5,000.01
	Exc Award (06/30/2023)																	
57447	OKAYAMA MUSCAT	10/23/1995	Active	12	2	2	0	0.00%	13	1	0				M,VP,SC	0		\$3,350.05
23928	OKAYAMA NISHI	03/20/1972	Active	104	16	3	13	14.29%	91	27	0				VP,SC	6		\$27,100.07
	Exc Award (06/30/2016, 06/30/2021)																	
68670	OKAYAMA PEARL	04/30/2003	Cancelled(6*)	0	0	6	-6	-100.00%	8	7	3		None		P,S,T,M,VP SC	24+		
	Exc Award (06/30/2016, 06/30/2017, 06/30/2021)																	
39387	OKAYAMA PHOENIX	01/31/1981	Active	16	5	3	2	14.29%	15	17	2				P,VP,SC	1		\$340.00
47377	OKAYAMA SETOUCHI	05/19/1987	Active	40	2	0	2	5.26%	39		0			N	S,VP,SC	4		\$2,700.00
	Exc Award (06/30/2016, 06/30/2017)																	
23926	OKAYAMA SOZAN	06/16/1969	Active	31	1	4	-3	-8.82%	40	25	3			N	P,T,M,VP,SC	2		\$4,700.11
	Exc Award (06/30/2016)																	
41854	OKU	09/07/1982	Active	28	2	0	2	7.69%	25		0			N	SC	24+		\$260.00
23932	SAIDAIJI	05/01/1957	Active	69	5	3	2	2.99%	69	2	0				T,VP,SC	N/R		\$1,000.00
56376	SAIHAKU MINAMI	12/28/1994	Active	24	0	2	-2	-7.69%	26	11	0				VP,SC	13		\$2,174.07



# Club Health Assessment for District 336 B through April 2025

			Status	Membership							Reports					Finance	LCIF
Club Number	Club Name	Charter Date		Current Member Count	YTD Members Added	YTD Members Dropped	YTD Net Growth	YTD Net Growth%	Member Count 12 Months Ago	Avg. length of service for dropped members	Months Since Last MMR ***	Yrs. Since Last Officer Report	President Rotation	Vice President Reported ****	Months Since Last Activity Report ***	Account Balance	Donations for current Fiscal Year
			Number of times on status quo within last two years	If below 15 members appears				If net loss is greater than 20% appears			If no report in 3 months appears in	When more than one year appears in	Number of repeat terms	Notes the officers that do not have an active	If no report at 12 months red		
Exc Award (06/30/2019)																	
23936	SAKAIMINATO	09/16/1959	Active	53	3	2	1	1.92%	52	12	1			N	M,SC	24+	\$5,000.00
29419	SAKAIMINATO MIHO	05/31/1974	Active	32	4	1	3	10.34%	29	32	0			N	P,S,T,SC	12	
Exc Award (06/30/2016)																	
121792	Shinkurashiki	04/04/2014	Active	29	0	0	0	0.00%	29		1	1	None		P,S,T,M,VP SC	N/A	90+ Days
Exc Award (06/30/2016, 06/30/2018)																	
23940	SOJA	02/05/1961	Active	28	0	3	-3	-9.68%	31	31	0			N	S,T,M,SC	2	\$3,097.08
50440	SOJA SESSHU	04/16/1990	Active	11	0	0	0	0.00%	11		4				P,VP,SC	6	\$3,425.29
23949	TAKAHASHI	02/16/1961	Active	20	2	0	2	11.11%	19		5			N	P,T,VP,SC	0	\$488.02
Exc Award (06/30/2016, 06/30/2018)																	
23954	TAMANO	03/31/1956	Active	29	0	2	-2	-6.45%	31	7	4			N	P,S,T,M,VP SC	2	\$3,673.63
23966	TAMANO SHIBUKAWA	07/29/1965	Active	17	1	3	-2	-10.53%	19	22	3			N	T,M,SC	10	\$1,442.02
Exc Award (06/30/2022, 06/30/2024)																	
23956	TAMASHIMA	02/22/1956	Active	36	0	0	0	0.00%	37		1			N	P,S	5	\$1,982.25
Exc Award (06/30/2016, 06/30/2019, 06/30/20)																	
23963	TOTTORI	02/16/1957	Active	29	5	3	2	7.41%	24	6	0				S,T,M,VP,SC	4	
Exc Award (06/30/2016, 06/30/2017, 06/30/20)																	
23965	TOTTORI CHUO	09/19/1962	Active	42	4	6	-2	-4.55%	43	14	0				S,T,M,VP,SC	1	\$520.33
Exc Award (06/30/2016, 06/30/2018, 06/30/20)																	
23970	TOTTORI INABA	05/19/1968	Active	91	3	4	-1	-1.09%	91	12	1				S,T,M,VP,SC	4	\$6,800.04
Exc Award (06/30/2016, 06/30/2018, 06/30/20)																	
23977	TOTTORI KYUSHO	04/12/1970	Active	29	5	1	4	16.00%	24	7	0			R	S,VP,SC	0	\$1,100.11
Exc Award (06/30/2018, 06/30/2021)																	
48006	TOTTORI SAKYU	12/28/1987	Active	39	2	2	0	0.00%	42	14	0			N	S,M,VP,SC	0	\$2,522.37
Exc Award (06/30/2016, 06/30/2017, 06/30/20)																	
41947	TOTTORI SENDAI	10/29/1982	Active	11	0	1	-1	-8.33%	16	4	1				S,T,M,VP,SC	0	
Exc Award (06/30/2019, 06/30/2021)																	
23964	TSUYAMA	05/12/1955	Active	26	1	0	1	4.00%	25		1			N	T,M,VP,SC	4	\$1,000.00





# Club Health Assessment for District 336 B through April 2025

			Status	Membership							Reports					Finance		LCIF
Club Number	Club Name	Charter Date		Current Member Count	YTD Members Added	YTD Members Dropped	YTD Net Growth	YTD Net Growth%	Member Count 12 Months Ago	Avg. length of service for dropped members	Months Since Last MMR ***	Yrs. Since Last Officer Report	President Rotation	Vice President Reported ****	Months Since Last Activity Report ***	Account Balance	Donations for current Fiscal Year	
			Number of times on status quo within last two years	If below 15 members appears				If net loss is greater than 20% appears			If no report in 3 months appears in	When more than one year appears in	Number of repeat terms	Notes the officers that do not have an active	If no report at 12 months appears in red			
23971	TSUYAMA KAKUZAN	03/20/1968	Active	29	0	2	-2	-6.45%	31	25	4			S,T,M,VP,SC	4		\$1,300.01	
Exc Award (06/30/2018)																		
43304	TSUYAMA SAKURA	12/27/1983	Active	18	0	0	0	0.00%	19		10			N P,S,T	3		\$1,260.05	
Exc Award (06/30/2016, 06/30/2019)																		
47040	TSUYAMA SHURAKU	03/09/1987	Active	31	0	0	0	0.00%	29		1			N VP	2		\$2,753.61	
Exc Award (06/30/2018, 06/30/2019)																		
23974	TSUYAMA YAYOI	02/15/1970	Active	23	2	2	0	0.00%	23	6	4			N M,VP,SC	4		\$1,000.00	
Exc Award (06/30/2016, 06/30/2019, 06/30/2020)																		
23980	WAKE	02/11/1962	Active	19	0	3	-3	-13.64%	21	22	0			N M,VP,SC	24+		\$300.01	
23982	YAKAKE	01/15/1965	Active	27	1	1	0	0.00%	28	44	3			N T,M,VP,SC	24+		\$174.51	
23985	YONAGO	11/24/1956	Active	49	5	1	4	8.89%	46	3	0			T,M,VP,SC	3		\$583.27	
Exc Award (06/30/2022)																		
23986	YONAGO GREAT SOUTH	07/21/1963	Active	11	3	1	2	22.22%	10	0	3			T,M,VP,SC	24+	90+ Days		
36646	YONAGO JOZAN	02/05/1979	Active	25	2	0	2	8.70%	23		0			S,M,VP,SC	2		\$300.49	
Exc Award (06/30/2017, 06/30/2021)																		
23987	YONAGO NISHIKI	04/30/1964	Active	25	1	1	0	0.00%	25	11	1			M,VP,SC	2		\$291.64	
23988	YOSHINAGA	04/23/1967	Active	13	5	1	4	44.44%	10	13	0		2	R T,M,SC	6		\$470.33	
35278	YUBARA	03/27/1978	Active	20	0	1	-1	-4.76%	21	2	9			T,VP,SC	0		\$1,000.00	
Exc Award (06/30/2017, 06/30/2021)																		
123707	Yurihama Mirai	11/26/2014	Active	19	1	1	0	0.00%	19	10	7		2	T,M,VP,SC	N/A			

Clubs Cancelled Previous Fiscal Year – Clubs Cancelled within last 12 months may be reinstated

Club Number	Club Name	Charter Date	Current Status*	Cancellation Date
49657	KURASHIKI HEISEI	06/28/1989	Cancelled(6*)	08/29/2023
23929	OKAYAMA UJO	11/26/1957	Cancelled(6*)	06/29/2024



## Club Health Assessment for District 336 B through April 2025

Club NumberClub NameCharter Date			Status		Membership								Reports					Finance		LCIF
					Current Member Count	YTD Members Added	YTD Members Dropped	YTD Net Growth	YTD Net Growth%	Member Count 12 Months Ago	Avg. length of service for dropped members	Months Since Last MMR ***	Yrs. Since Last Officer Report	President Rotation	Vice President Reported ****	Months Since Last Activity Report ***	Account Balance	Donations for current Fiscal Year		
			Number of times on status quo within last two years	If below 15 members appears				If net loss is greater than 20% appears			If no report in 3 months appears in	When more than one year appears in	Number of repeat terms	Notes the officers that do not have an active	If no report at 12 months appears in red					
Current Total Clubs Count	YTD New Clubs Count	YTD Cancelled Clubs Count	YTD Net Club Gain	Current Total Members Count	YTD Add	YTD Drop	YTD Net Growth	YTD Net Growth %	Member Count 12 Months Ago	Average Member Count Per Club	% of Clubs with less than 20 members	% No MMR in 3 Months	% No Officer Report in 12 Months	% of Clubs with balance 90+ days	Number of Clubs in Status Quo	% Status Quo Clubs in Financial Suspension	Number of Cancelled Clubs	Average Cancelled Club Age	Members Lost Due to Cancellation	% of Clubs Cancelled for Non-Financial Reasons
79	1	3	-2	2,391	192	177	15	0.63%	2,371	30	28%	37%	1%	4%	0	0%	3	76	42	100%

\* - P - Priority Club. Cancellation Reasons: 1-Objectives/conduct, 2-Non-active club, 5-Non-existing club, 6-Disbanding, 7-Merger, 8-Financial Suspension, 9-District/Multiple District Dues.

\*\* - Abbreviation: P-President, S-Secretary, T-Treasurer, M-Member Chairperson, VP-First Vice President, MC-Communications Chairperson, SC-Service Chairperson

\*\*\* - Abbreviation: N/R - Never reported using the Lions Clubs website, N/A - Not applicable, No password registered for the Lions Clubs website.

\*\*\*\* - Abbreviation: N - New, IP - Immediate Past, R - Repeat.



# Club Health Assessment for District 336 C through April 2025

			Status	Membership							Reports					Finance	LCIF
Club Number	Club Name	Charter Date		Current Member Count	YTD Members Added	YTD Members Dropped	YTD Net Growth	YTD Net Growth%	Member Count 12 Months Ago	Avg. length of service for dropped members	Months Since Last MMR ***	Yrs. Since Last Officer Report	President Rotation	Vice President Reported ****	Months Since Last Activity Report ***	Account Balance	Donations for current Fiscal Year
			Number of times on status quo within last two years	If below 15 members appears				If net loss is greater than 20% appears			If no report in 3 months appears in	When more than one year appears in	Number of repeat terms	Notes the officers that do not have an active	If no report at 12 months appears in red		
Clubs more than two years old																	
24083	AKI L C	11/28/1961	Active	30	5	1	4	15.38%	30	4	2			VP,SC	4		\$2,395.58
	Exc Award (06/30/2019, 06/30/2020)																
24207	AKITAKATA	07/19/1962	Active	17	0	3	-3	-15.00%	20	25	1			T,M,VP,SC	9		\$197.05
24091	FUCHU	05/01/1958	Active	37	2	2	0	0.00%	36	4	0		N	T,SC	3		\$1,469.10
41282	FUCHU CHUO	04/22/1982	Active	31	0	1	-1	-3.13%	34	10	0		N	M,SC	0		\$1,992.76
37304	FUCHU MEIKYO	06/05/1979	Active	9	0	1	-1	-10.00%	10	16	3			P,T,M,VP,SC	24+		\$125.12
24092	FUKUYAMA	10/20/1956	Active	82	0	2	-2	-2.38%	86	2	0		N	T,M,VP,SC	0		\$4,156.52
24089	FUKUYAMA AI	03/12/1966	Active	44	2	1	1	2.33%	45	5	2		N	T,M,VP,SC	1		\$7,621.31
	Exc Award (06/30/2018, 06/30/2019, 06/30/2020)																
24093	FUKUYAMA CHUO	02/26/1967	Active	38	1	4	-3	-7.32%	44	27	0		N	S,SC	3		\$3,157.14
	Exc Award (06/30/2018)																
24095	FUKUYAMA CITY	01/19/1969	Active	23	1	1	0	0.00%	23	47	1			VP,SC	10		\$775.33
55988	FUKUYAMA FLOWER	07/06/1994	Active	52	4	3	1	1.96%	52	8	3		N	SC	4		\$5,191.19
	Exc Award (06/30/2016)																
54566	FUKUYAMA HEISEI	06/07/1993	Active	38	2	1	1	2.70%	41	11	1		N	SC	3		\$1,322.72
	Exc Award (06/30/2019, 06/30/2020)																
32998	FUKUYAMA HIGASHI	11/04/1976	Active	60	2	0	2	3.45%	59		0		N	T,M,VP,SC	2		\$3,158.34
	Exc Award (06/30/2018)																
41855	FUKUYAMA HISAMATSU	09/27/1982	Active	45	1	4	-3	-6.25%	51	7	1		N	T	0		\$5,826.87
	Exc Award (06/30/2018, 06/30/2019, 06/30/2020)																
24094	FUKUYAMA IYOO	07/11/1962	Active	41	3	1	2	5.13%	41	8	0		N	T,VP	0		\$5,727.52
	Exc Award (06/30/2019)																
51813	FUKUYAMA KITA	06/18/1991	Active	26	0	0	0	0.00%	26		9		N	T,SC	3		\$952.94
24148	FUKUYAMA MATSUNAGA	12/04/1960	Active	41	1	4	-3	-6.82%	44	21	3		N	SC	0		\$332.31
	Exc Award (06/30/2016, 06/30/2018)																
53244	FUKUYAMA MINAMI	06/01/1992	Active	67	1	3	-2	-2.90%	69	14	2			T,M,VP,SC	1		\$10,468.30
	Exc Award (06/30/2016, 06/30/2017)																



# Club Health Assessment for District 336 C through April 2025

			Status	Membership							Reports					Finance		LCIF
Club Number	Club Name	Charter Date		Current Member Count	YTD Members Added	YTD Members Dropped	YTD Net Growth	YTD Net Growth%	Member Count 12 Months Ago	Avg. length of service for dropped members	Months Since Last MMR ***	Yrs. Since Last Officer Report	President Rotation	Vice President Reported ****	Months Since Last Activity Report ***	Account Balance	Donations for current Fiscal Year	
			Number of times on status quo within last two years	If below 15 members appears					If net loss is greater than 20% appears			If no report in 3 months appears in	When more than one year appears in	Number of repeat terms	Notes the officers that do not have an active	If no report at 12 months appears in red		
127046	Fukuyama Peace	06/21/2016	Active	98	17	4	13	15.29%	87	5	0		N	S,T,SC	1		\$2,646.10	
Exc Award (06/30/2022)																		
24183	FUKUYAMA SHIN-ICHI	12/21/1963	Active	77	7	6	1	1.32%	76	18	0		N	SC	3		\$10,911.77	
Exc Award (06/30/2017, 06/30/2018, 06/30/20																		
41812	HATSUKAICHI	08/13/1982	Active	15	1	1	0	0.00%	14	3	3		N	P,S,M,SC	15		\$670.59	
Exc Award (06/30/2019)																		
24084	HIGASHI HIROSHIMA	03/22/1967	Active	46	4	3	1	2.22%	44	3	0		N	SC	2		\$9,473.16	
Exc Award (06/30/2018)																		
30424	HIGASHI HIROSHIMA WEST	03/17/1975	Active	32	1	2	-1	-3.03%	34	22	0			T,M,VP,SC	0		\$5,709.84	
Exc Award (06/30/2017, 06/30/2024)																		
24085	HIGASHIHIROSHIMA AKITSU	11/23/1964	Active	37	3	3	0	0.00%	37	22	0			M,VP,SC	3		\$3,111.86	
Exc Award (06/30/2017)																		
32027	HIGASHIHIROSHIMA KUROSE	04/12/1976	Active	31	2	1	1	3.33%	30	2	0			S,M,VP,SC	24+		\$1,742.64	
24105	HIROSHIMA	01/26/1955	Active	61	5	5	0	0.00%	63	10	0			T,M,VP,SC	3		\$6,182.33	
Exc Award (06/30/2016, 06/30/2017, 06/30/20																		
39945	HIROSHIMA ASAHI	05/18/1981	Active	34	1	2	-1	-2.86%	35	23	2		N	P,S,M,VP,SC	3		\$3,806.50	
Exc Award (06/30/2023)																		
24129	HIROSHIMA CHUO	06/20/1964	Active	48	8	3	5	11.63%	43	20	2			P,S,T,VP,SC	4		\$2,636.46	
Exc Award (06/30/2019, 06/30/2020, 06/30/20																		
24106	HIROSHIMA DELTA	03/21/1961	Active	44	4	5	-1	-2.22%	45	13	1			S,M,VP,SC	3		\$2,383.17	
Exc Award (06/30/2016, 06/30/2018, 06/30/20																		
24108	HIROSHIMA HEIWA	05/31/1959	Active	45	1	2	-1	-2.17%	47	3	6			S,T,VP,SC	1		\$551.75	
Exc Award (06/30/2020)																		
34797	HIROSHIMA ITSUKAICHI	12/02/1977	Active	24	2	1	1	4.35%	23	0	4		N	SC	0		\$3,095.59	
Exc Award (06/30/2016, 06/30/2018)																		
24109	HIROSHIMA JOHOKU	06/07/1967	Active	37	3	1	2	5.71%	34	1	5		N	SC	0		\$1,683.27	
Exc Award (06/30/2023)																		
24126	HIROSHIMA KABE	03/21/1961	Active	38	2	1	1	2.70%	39	1	0			VP,SC	0		\$2,151.47	
Exc Award (06/30/2016, 06/30/2018, 06/30/20																		



# Club Health Assessment for District 336 C through April 2025

			Status	Membership							Reports					Finance	LCIF
Club Number	Club Name	Charter Date		Current Member Count	YTD Members Added	YTD Members Dropped	YTD Net Growth	YTD Net Growth%	Member Count 12 Months Ago	Avg. length of service for dropped members	Months Since Last MMR ***	Yrs. Since Last Officer Report	President Rotation	Vice President Reported ****	Months Since Last Activity Report ***	Account Balance	Donations for current Fiscal Year
			Number of times on status quo within last two years	If below 15 members appears				If net loss is greater than 20% appears			If no report in 3 months appears in	When more than one year appears in	Number of repeat terms	Notes the officers that do not have an active	If no report at 12 months appears in red		
44151	HIROSHIMA KOYO	06/05/1984	Active	51	2	6	-4	-7.27%	58	13	1			S,T,M,VP,SC	0		\$1,684.35
Exc Award (06/30/2017, 06/30/2018, 06/30/2020)																	
55552	Hiroshima Momiji	04/13/1994	Active	7	0	0	0	0.00%	7		13	1	None	P,S,T,M,VP SC	23		\$652.96
24107	HIROSHIMA NEW	01/29/1969	Active	51	5	1	4	8.51%	51	1	2			P,S,T,M,VP SC	3		\$1,157.41
Exc Award (06/30/2016, 06/30/2018, 06/30/2020)																	
38768	HIROSHIMA NEW CITY	06/09/1980	Active	24	0	3	-3	-11.11%	27	7	4			P,S,T,M,VP SC	4		\$479.34
Exc Award (06/30/2023)																	
33000	HIROSHIMA OTAGAWA	11/10/1976	Active	34	1	3	-2	-5.56%	36	7	0			P,S,T,M,VP SC	0		\$5,079.58
Exc Award (06/30/2016, 06/30/2017, 06/30/2020)																	
41856	HIROSHIMA PHOENIX	09/27/1982	Active	58	1	0	1	1.75%	59		1			M,VP,SC	2		\$5,402.94
Exc Award (06/30/2017, 06/30/2018, 06/30/2020)																	
24110	HIROSHIMA RIJO	06/23/1958	Active	35	1	3	-2	-5.41%	38	14	0		N	S,T,SC	0		\$13,422.99
Exc Award (06/30/2016, 06/30/2017, 06/30/2020)																	
37730	HIROSHIMA ROYAL	11/06/1979	Active	36	2	0	2	5.88%	35		2		N	P,T,M,VP,SC	1		\$709.39
Exc Award (06/30/2024)																	
24111	HIROSHIMA SAIKI	08/28/1962	Active	16	0	1	-1	-5.88%	18	1	4		N	SC	4		\$666.47
Exc Award (06/30/2017, 06/30/2023)																	
44603	HIROSHIMA SATO	01/24/1985	Active	27	6	1	5	22.73%	22	2	2		N	M	0		\$3,138.11
Exc Award (06/30/2022, 06/30/2023)																	
59696	HIROSHIMA SEIHOKU	06/02/1997	Active	38	12	2	10	35.71%	30	20	1		N		2		\$846.15
Exc Award (06/30/2018, 06/30/2023)																	
47858	HIROSHIMA SEIRYU	11/02/1987	Active	20	0	2	-2	-9.09%	23	22	0			P,T,M,VP,SC	1		\$1,348.06
44497	HIROSHIMA WAKABA	12/21/1984	Active	13	0	2	-2	-13.33%	17	1	0			P,S,T,M,VP SC	13		\$289.17
Exc Award (06/30/2022)																	
56631	HIROSHIMA WISE	03/09/1995	Active	30	0	0	0	0.00%	34		10			P,S,T,M,VP SC	1		\$1,628.64
Exc Award (06/30/2016, 06/30/2017, 06/30/2020)																	
24208	JINSEKI KOGEN	12/03/1967	Active	33	4	0	4	13.79%	29		2		N		3		\$1,198.04
36179	JINSEKITAISHAKUKYO	10/09/1978	Active	10	2	0	2	25.00%	9		8		N	P,M,SC	0		\$697.05
Exc Award (06/30/2016, 06/30/2017)																	



# Club Health Assessment for District 336 C through April 2025

Club Number	Club Name	Charter Date	Status	Membership							Reports					Finance	LCIF
				Current Member Count	YTD Members Added	YTD Members Dropped	YTD Net Growth	YTD Net Growth%	Member Count 12 Months Ago	Avg. length of service for dropped members	Months Since Last MMR ***	Yrs. Since Last Officer Report	President Rotation	Vice President Reported ****	Months Since Last Activity Report ***	Account Balance	Donations for current Fiscal Year
			Number of times on status quo within last two years	If below 15 members appears				If net loss is greater than 20% appears			If no report in 3 months appears in	When more than one year appears in	Number of repeat terms	Notes the officers that do not have an active	If no report at 12 months appears in red		
24125	JOGE	04/10/1966	Active	27	0	1	-1	-3.57%	28	7	2			N	T,M,VP	0	\$452.60
	Exc Award (06/30/2016)																
24133	KANNABE	01/27/1963	Active	32	3	1	2	6.67%	32	2	0				T,VP,SC	3	\$2,198.47
	Exc Award (06/30/2022, 06/30/2023)																
24087	KITAHIROSHIMA CHIYODA	04/09/1973	Active	35	2	1	1	2.94%	35	51	0				VP,SC	1	\$5,585.54
24140	KURE	11/26/1955	Active	21	0	1	-1	-4.55%	22	40	1				M,VP,SC	1	\$5,463.81
	Exc Award (06/30/2019)																
24142	KURE BLUE	03/09/1963	Active	24	2	0	2	9.09%	25		1			N	SC	0	\$2,503.23
24141	KURE GREEN	11/24/1959	Active	47	4	2	2	4.44%	45	41	1			N	S,T,M,VP,SC	14	\$1,826.46
50893	KURE PORT	08/07/1990	Active	32	0	1	-1	-3.03%	32	42	1			N	P,M,VP,SC	20	\$1,243.93
29974	KURE URUME	11/27/1974	Active	20	0	0	0	0.00%	20		0			N	SC	0	\$975.88
	Exc Award (06/30/2017, 06/30/2023)																
36952	KURE YASUURA	04/03/1979	Cancelled(6*)	0	0	15	-15	-100.00%	17	16	4		None		P,S,T,M,VP SC	5	\$195.89
24149	MIHARA	02/15/1961	Active	64	3	0	3	4.92%	62		7			N	S	0	\$6,439.91
	Exc Award (06/30/2018, 06/30/2023)																
24116	MIHARA HONGO	09/11/1966	Active	21	6	1	5	31.25%	17	3	0			N	P,SC	4	\$1,184.00
29236	MIHARA KUI	04/30/1974	Active	29	1	0	1	3.57%	28		0			N	M,SC	2	\$3,479.59
24150	MIHARA UKISHIRO	05/12/1963	Active	84	9	3	6	7.69%	82	4	0			N		3	\$6,913.72
	Exc Award (06/30/2016, 06/30/2023)																
24152	MIRASAKA	05/16/1965	Active	14	0	1	-1	-6.67%	15	14	1		None		P,S,T,M,VP SC	21	\$256.17
	Exc Award (06/30/2017)																
24155	MIYAJIMAGUCHI L C	02/08/1962	Active	36	2	0	2	5.88%	37		0			N		0	\$12,830.74
	Exc Award (06/30/2016)																
63696	MIYOSHI SENIOR	11/14/2000	Active	20	0	0	0	0.00%	20		14	1	None		P,S,T,M,VP SC	14	\$546.72
24164	NOMISHIMA L C	11/25/1962	Active	18	0	3	-3	-14.29%	19	35	0				P,M,VP,SC	24+	\$981.80
24168	ONOMICHI	08/30/1958	Active	69	2	2	0	0.00%	69	7	-1			N	SC	3	\$2,972.70
	Exc Award (06/30/2016)																
24117	ONOMICHI INNOSHIMA	02/09/1962	Active	43	1	0	1	2.38%	42		4			N	SC	18	\$2,822.17



# Club Health Assessment for District 336 C through April 2025

			Status	Membership							Reports					Finance	LCIF
Club Number	Club Name	Charter Date		Current Member Count	YTD Members Added	YTD Members Dropped	YTD Net Growth	YTD Net Growth%	Member Count 12 Months Ago	Avg. length of service for dropped members	Months Since Last MMR ***	Yrs. Since Last Officer Report	President Rotation	Vice President Reported ****	Months Since Last Activity Report ***	Account Balance	Donations for current Fiscal Year
			Number of times on status quo within last two years	If below 15 members appears				If net loss is greater than 20% appears			If no report in 3 months appears in	When more than one year appears in	Number of repeat terms	Notes the officers that do not have an active	If no report at 12 months appears in red		
Exc Award (06/30/2017)																	
24153	ONOMICHI MITSUGI	12/14/1971	Active	16	0	0	0	0.00%	17		10			P,S,T,M,VP SC	6		\$130.59
24157	ONOMICHI MUKAISHIMA	06/24/1967	Active	27	0	0	0	0.00%	28		1			N	0		\$65.30
Exc Award (06/30/2016, 06/30/2018)																	
24170	ONOMICHI RURI	01/20/1963	Active	33	1	2	-1	-2.94%	34	26	0			N	M	1	\$1,382.29
Exc Award (06/30/2016, 06/30/2018, 06/30/2022)																	
24174	OSAKIKAMIJIMA	01/22/1967	Active	34	4	2	2	6.25%	30	19	1			N	P,S,T,VP,SC	14	\$470.13
24173	OTAKE	08/28/1962	Active	23	1	2	-1	-4.17%	24	9	0			N	P,M,VP,SC	0	\$1,201.53
24175	SAIJO	09/05/1964	Active	17	0	0	0	0.00%	17		13			N	P,T,M,VP,SC	24+	\$195.89
24138	SERAKOZAN	11/09/1963	Active	37	1	2	-1	-2.63%	37	11	3				P,S,T,M,VP SC	11	\$248.13
24184	SHOBARA	03/25/1962	Active	49	0	1	-1	-2.00%	52	44	3			N	P,S,T,VP,SC	2	\$1,683.05
Exc Award (06/30/2018, 06/30/2022)																	
24189	TAKEHARA	11/22/1958	Active	51	4	4	0	0.00%	54	13	3			N	P,M,SC	24+	\$2,914.48
Exc Award (06/30/2017)																	

Clubs Cancelled Previous Fiscal Year – Clubs Cancelled within last 12 months may be reinstated


Club Number	Club Name	Charter Date	Current Status*	Cancellation Date
43439	HIROSHIMA EAST	01/25/1984	Cancelled(6*)	12/29/2023
57949	HIROSHIMA SEIWA	03/07/1996	Cancelled(6*)	06/29/2024
24130	YAMAGATA KAKE	04/08/1961	Cancelled(6*)	06/29/2024

Current Total Clubs Count	YTD New Clubs Count	YTD Cancelled Clubs Count	YTD Net Club Gain	Current Total Members Count	YTD Add	YTD Drop	YTD Net Growth	YTD Net Growth %	Member Count 12 Months Ago	Average Member Count Per Club	% of Clubs with less than 20 members	% No MMR in 3 Months	% No Officer Report in 12 Months	% of Clubs with balance 90+ days	Number of Clubs in Status Quo	% Status Quo Clubs in Financial Suspension	Number of Cancelled Clubs	Average Cancelled Club Age	Members Lost Due to Cancellation	% of Clubs Cancelled for Non-Financial Reasons
75	0	1	-1	2,754	168	141	27	0.99%	2,795	37	15%	28%	3%	0%	0	0%	1	177	15	100%





Club Health Assessment for District 336 C through April 2025

			Status	Membership							Reports					Finance	LCIF
Club Number	Club Name	Charter Date		Current Member Count	YTD Members Added	YTD Members Dropped	YTD Net Growth	YTD Net Growth%	Member Count 12 Months Ago	Avg. length of service for dropped members	Months Since Last MMR ***	Yrs. Since Last Officer Report	President Rotation	Vice President Reported ****	Months Since Last Activity Report ***	Account Balance	Donations for current Fiscal Year
			Number of times on status quo within last two years	If below 15 members appears				If net loss is greater than 20% appears			If no report in 3 months appears in	When more than one year appears in	Number of repeat terms	Notes the officers that do not have an active	If no report at 12 months appears in red		

\* - P - Priority Club. Cancellation Reasons: 1-Objectives/conduct, 2-Non-active club, 5-Non-existing club, 6-Disbanding, 7-Merger, 8-Financial Suspension, 9-District/Multiple District Dues.  
\*\* - Abbreviation: P-President, S-Secretary, T-Treasurer, M-Member Chairperson, VP-First Vice President, MC-Communications Chairperson, SC-Service Chairperson  
\*\*\* - Abbreviation: N/R - Never reported using the Lions Clubs website, N/A - Not applicable, No password registered for the Lions Clubs website.  
\*\*\*\* - Abbreviation: N - New, IP - Immediate Past, R - Repeat.




# Club Health Assessment for District 336 D through April 2025

			Status	Membership							Reports					Finance		LCIF
Club Number	Club Name	Charter Date		Current Member Count	YTD Members Added	YTD Members Dropped	YTD Net Growth	YTD Net Growth%	Member Count 12 Months Ago	Avg. length of service for dropped members	Months Since Last MMR ***	Yrs. Since Last Officer Report	President Rotation	Vice President Reported ****	Months Since Last Activity Report ***	Account Balance	Donations for current Fiscal Year	
			Number of times on status quo within last two years	If below 15 members appears					If net loss is greater than 20% appears		If no report in 3 months appears in	When more than one year appears in	Number of repeat terms	Notes the officers that do not have an active	If no report at 12 months red			
Clubs less than two years old																		
181218	Hamada Touran Campus	04/04/2025	Newly Chartered	21	21	0	21	100.00%	0		0			VP,SC	N/R			
179705	Shunankoritsudaigaku	11/22/2024	Active	54	54	0	54	100.00%	0		0			T,M,VP,SC	N/A			
180940	University of Shimane akaenpitsukun Campus	03/03/2025	Newly Chartered	20	20	0	20	100.00%	0		1			T,M,VP,SC	0			
180951	University of Shimane DSAC Campus	03/03/2025	Newly Chartered	20	20	0	20	100.00%	0		1			T,M,VP,SC	0			
Clubs more than two years old																		
24082	AKAGI	12/29/1972	Active	21	4	1	3	16.67%	21	17	3			N	T,M,VP,SC	18	\$867.40	
24088	DAITO	02/28/1966	Active	21	1	1	0	0.00%	21	4	0			N	T,M,SC	24+	\$1,760.82	
24097	GOTSU	09/18/1960	Active	74	7	5	2	2.78%	73	7	0			N	SC	2	\$8,891.82	
Exc Award (06/30/2024)																		
24099	HAGI	02/11/1962	Active	62	1	1	0	0.00%	61	36	6			N	P,T,M,SC	24+	\$4,796.97	
24098	HAMADA	04/01/1958	Active	39	2	1	1	2.63%	37	1	0				VP	24+	\$2,549.69	
30860	HAMADA KAMEYAMA	05/30/1975	Active	47	4	2	2	4.44%	48	9	0			N	T,M,SC	6	\$7,635.49	
24100	HIGASHIIZUMO	08/24/1970	Active	34	2	2	0	0.00%	35	5	0			N	S,M,VP,SC	1	\$2,349.98	
24101	HIKARI	04/30/1962	Active	38	5	3	2	5.56%	37	16	1			N	T	1	\$3,363.57	
24102	HIKAWA	04/29/1966	Active	48	0	4	-4	-7.69%	49	22	0			N	T,M,VP,SC	5	\$7,973.32	
24103	HIRAO	06/16/1971	Active	6	0	0	0	0.00%	8		10		2		S,M,VP,SC	24+	\$640.03	
24104	HIRATA	02/15/1964	Active	28	1	0	1	3.70%	27		0			N	S,T,SC	18	\$4,025.44	
24114	HOFU	04/05/1961	Active	34	0	3	-3	-8.11%	32	17	0			N	SC	0	\$6,978.93	
24115	HOFU CHUO	01/31/1965	Active	29	4	0	4	16.00%	26		0			N	M,SC	5	\$925.66	
32655	HOUHOKU	07/30/1976	Active	18	0	0	0	0.00%	18		1				S,T,M,VP,SC	0	\$1,715.25	
Exc Award (06/30/2017, 06/30/2018)																		
24118	IWAKUNI	11/23/1958	Active	38	3	3	0	0.00%	39	21	3				P,S,T,M,VP SC	1	\$1,720.01	
24119	IWAKUNI NISHIKI	05/04/1962	Active	58	4	2	2	3.57%	57	2	0				M,VP,SC	0	\$3,073.56	



# Club Health Assessment for District 336 D through April 2025

			Status	Membership							Reports					Finance	LCIF	
Club Number	Club Name	Charter Date		Current Member Count	YTD Members Added	YTD Members Dropped	YTD Net Growth	YTD Net Growth%	Member Count 12 Months Ago	Avg. length of service for dropped members	Months Since Last MMR ***	Yrs. Since Last Officer Report	President Rotation	Vice President Reported ****	Months Since Last Activity Report ***	Account Balance	Donations for current Fiscal Year	
			Number of times on status quo within last two years	If below 15 members appears				If net loss is greater than 20% appears			If no report in 3 months appears in	When more than one year appears in	Number of repeat terms		Notes the officers that do not have an active	If no report at 12 months appears in red		
24120	IWAKUNI SAKURA	02/11/1965	Active	28	1	1	0	0.00%	28	2	1				P,T,M,VP,SC	0		\$3,557.42
24121	IWAMI	06/25/1966	Active(1)	33	2	3	-1	-2.94%	34	14	1		None		P,S,T,M,VP SC	0		\$444.01
24122	IZUMO	01/18/1961	Active	36	1	4	-3	-7.69%	39	12	1				S,T,M,VP,SC	24+		\$2,527.98
24123	IZUMO CHUO	09/13/1964	Active	65	4	4	0	0.00%	56	13	0			N	S,T,M,SC	24+		\$10,898.70
36425	IZUMO LAKEHILL	12/18/1978	Active	13	1	2	-1	-7.14%	14	3	0			N	T,M,VP,SC	2		\$2,556.54
33001	IZUMO MINAMI	11/18/1976	Active	26	2	1	1	4.00%	26	2	0				T,M,VP,SC	20		\$1,989.14
24124	IZUMOHIROSE L C	07/14/1963	Active	25	0	0	0	0.00%	25		13	1	None		P,S,T,M,VP SC	24+		\$993.40
24127	KAKEYA	05/24/1970	Active	27	1	2	-1	-3.57%	28	24	2			N	P,S,T,M,VP SC	0		\$652.44
24131	KAMO	08/28/1966	Active	28	1	0	1	3.70%	27		7			N	S,T,M,VP,SC	16		\$1,925.81
32851	KASHIMA SHIMANE	10/19/1976	Active	37	9	4	5	15.63%	31	16	0		None		P,S,T,M,VP SC	24+		\$1,573.30
24128	KIKUGAWA	05/05/1968	Active	14	1	2	-1	-6.67%	15	22	2				T,M,VP,SC	17		\$926.22
24136	KISUKI	08/30/1964	Active	30	2	4	-2	-6.25%	33	17	0			N	P,T,M,VP,SC	4		\$1,164.67
24139	KUDAMATSU	07/24/1960	Active	20	0	0	0	0.00%	22		10				P,S,T,M,VP SC	15		\$476.82
38242	KUDAMATSU CHUO	03/19/1980	Active	28	1	0	1	3.70%	27		9				P,T,M,VP,SC	6		\$586.75
39388	KUSUNOKI	01/31/1981	Active	19	2	3	-1	-5.00%	20	19	0			N	S,T,VP,SC	24+		\$456.08
24145	MASUDA	01/18/1961	Active	56	5	4	1	1.82%	55	13	0			N		1		\$3,006.52
Exc Award (06/30/2017, 06/30/2018)																		
38012	MASUDA AKEBONO	01/31/1980	Active	23	0	1	-1	-4.17%	23	3	1			N		1		\$440.00
Exc Award (06/30/2016, 06/30/2018, 06/30/2020)																		
24146	MATSUE	06/10/1956	Active	83	15	6	9	12.16%	75	8	0			N	SC	22		\$9,090.76
Exc Award (06/30/2024)																		
47276	MATSUE AOI	04/28/1987	Active	70	11	12	-1	-1.41%	72	17	2			N	T,M,SC	8		\$5,866.41
Exc Award (06/30/2016, 06/30/2018)																		
24147	MATSUE KOJO	06/14/1964	Active	85	2	1	1	1.19%	99	19	0			N	P,T,M,VP,SC	0		\$13,805.15
Exc Award (06/30/2018)																		
24151	MINE	07/21/1962	Active	25	1	1	0	0.00%	25	2	0		None		P,S,T,M,VP SC	22		\$3,852.99



# Club Health Assessment for District 336 D through April 2025

			Status	Membership							Reports					Finance	LCIF
Club Number	Club Name	Charter Date		Current Member Count	YTD Members Added	YTD Members Dropped	YTD Net Growth	YTD Net Growth%	Member Count 12 Months Ago	Avg. length of service for dropped members	Months Since Last MMR ***	Yrs. Since Last Officer Report	President Rotation	Vice President Reported ****	Months Since Last Activity Report ***	Account Balance	Donations for current Fiscal Year
			Number of times on status quo within last two years	If below 15 members appears				If net loss is greater than 20% appears			If no report in 3 months appears in	When more than one year appears in	Number of repeat terms		Notes the officers that do not have an active	If no report at 12 months red	
24154	MITOYA	06/24/1966	Active	20	4	2	2	11.11%	18	18	0			N	S,T,VP,SC	1	\$1,248.23
59182	MIZUHO	02/24/1997	Active	45	1	1	0	0.00%	45	4	4				P,S,T,M,VP SC	24+	\$880.04
24159	NAGATO	09/09/1962	Active	55	1	1	0	0.00%	55	2	4				M,VP,SC	1	\$8,305.17
24163	NITA	12/17/1967	Active	46	1	0	1	2.22%	48		8			N	SC	0	\$3,201.72
24165	ODA	01/20/1963	Active	34	2	3	-1	-2.86%	36	3	0			N	P,M,VP,SC	9	\$2,591.34
55426	OHCHI DAIWA	03/08/1994	Active	9	0	0	0	0.00%	9		8		None		P,S,T,M,VP SC	24+	\$244.33
24167	ONODA	06/27/1960	Active	35	2	2	0	0.00%	35	2	8			N	M,VP,SC	24+	\$3,400.96
24171	OSHIMA	03/22/1964	Active	17	2	0	2	13.33%	19		0			N	S,T,M,SC	24+	\$1,920.23
30987	OSHIMA CHUO	06/20/1975	Active	13	1	0	1	8.33%	12		8				P,M,VP,SC	24+	\$259.86
24172	OSHIMA ORANGE	06/11/1971	Active	19	0	0	0	0.00%	22		10	1	None		P,S,T,M,VP SC	24+	90+ Days
36426	SADA	12/19/1978	Active	21	2	1	1	5.00%	22	2	3			N	P,S,T,VP,SC	10	\$342.09
48590	SAKURAE	05/17/1988	Active	14	0	2	-2	-12.50%	16	30	0			N	T,SC	0	\$1,634.19
24176	SANYO	10/30/1962	Active	28	1	4	-3	-9.68%	32	23	0			N	P,T,M,VP,SC	24+	\$2,956.56
24182	SHIMONOSEKI	12/14/1958	Active	21	0	4	-4	-16.00%	27	12	1				S,T,M,VP,SC	16	\$641.29
24177	SHIMONOSEKI CHOFU	03/13/1965	Active	15	0	1	-1	-6.25%	15	27	0			N	T,M,SC	1	\$510.45
24181	SHIMONOSEKI EAST	09/09/1962	Active	33	2	2	0	0.00%	32	3	0			N	P,T,VP,SC	3	\$1,331.10
30663	SHIMONOSEKI HIBIKINADA	04/25/1975	Active	20	2	1	1	5.26%	20	2	1		None		P,S,T,M,VP SC	0	\$664.62
109097	SHIMONOSEKI ISHIN	08/23/2010	Active	17	0	2	-2	-10.53%	20	8	4			N	P,M,VP,SC	8	\$333.54
24186	SHIMONOSEKI NORTH	03/27/1966	Active	50	3	1	2	4.17%	48	3	1			N	S,VP,SC	1	\$2,237.07
46799	SHIMONOSEKI SHINSHIMONOSEKI	12/29/1986	Active	29	0	0	0	0.00%	30		3				T,M,VP,SC	5	\$1,039.91
24178	SHIMONOSEKI WEST	03/13/1964	Active	25	1	1	0	0.00%	28	36	0				S,T,M,VP,SC	0	\$2,073.30
24160	SHIN NANYO	02/09/1964	Active	27	5	2	3	12.50%	24	3	1			N	P,T,M,VP,SC	0	\$2,461.19
24180	SHINJI	10/29/1973	Active	34	0	1	-1	-2.86%	37	1	1		None	N	P,S,M,VP,SC	14	\$2,947.13
50363	SHINNANYO WAKAYAMA	03/21/1990	Active	25	5	1	4	19.05%	21	0	2			N	P,M,VP,SC	0	\$2,201.84
24185	SHUHO	06/19/1965	Active	10	0	0	0	0.00%	10		13	1	None		P,S,T,M,VP SC	14	\$395.50



# Club Health Assessment for District 336 D through April 2025


			Status	Membership							Reports					Finance	LCIF	
Club Number	Club Name	Charter Date		Current Member Count	YTD Members Added	YTD Members Dropped	YTD Net Growth	YTD Net Growth%	Member Count 12 Months Ago	Avg. length of service for dropped members	Months Since Last MMR ***	Yrs. Since Last Officer Report	President Rotation	Vice President Reported ****	Months Since Last Activity Report ***	Account Balance	Donations for current Fiscal Year	
			Number of times on status quo within last two years	If below 15 members appears				If net loss is greater than 20% appears			If no report in 3 months appears in	When more than one year appears in	Number of repeat terms	Notes the officers that do not have an active	If no report at 12 months appears in red			
24188	TABUSE	09/04/1966	Active	19	1	0	1	5.56%	21		9			N	T,VP,SC	6		\$754.98
32127	TAISHA	04/28/1976	Active	17	0	0	0	0.00%	20		10			N	P,T,SC	0		\$505.50
24190	TOKUYAMA	11/05/1960	Active	19	3	1	2	11.76%	18	6	2			N	T,SC	7		\$2,135.23
24197	TOKUYAMA CHUO	11/10/1968	Active	35	1	5	-4	-10.26%	39	1	2			N	T,M,SC	6		\$2,018.07
Exc Award (06/30/2024)																		
36647	TONBARA	02/05/1979	Active	20	1	1	0	0.00%	20	12	0		None		P,S,T,M,VP SC	24+		\$132.92
24192	TOYOURA	02/27/1961	Active	14	2	1	1	7.69%	13	17	2			N	P,S,T,M,VP SC	24+		\$93.39
24198	UBE	05/30/1959	Active	59	2	4	-2	-3.28%	60	13	0				M,VP,SC	5		\$7,549.28
78752	UBE HARMONY	04/09/2004	Active	27	2	0	2	8.00%	25		9				P,T,M,VP,SC	0		\$6,832.90
41771	UBE KATABAMI	07/30/1982	Active	23	0	0	0	0.00%	23		7				P,S,T,M,VP SC	24+		\$3,760.50
49060	UBE SALVIA	11/28/1988	Active	22	3	0	3	15.79%	22		9				M,VP,SC	24+		\$1,873.29
24199	UBE SHINKAWA	09/04/1966	Active	28	0	0	0	0.00%	30		7		None		P,S,T,M,VP SC	21		\$4,126.76
24200	UBE TOKIWA	08/27/1962	Active	9	0	0	0	0.00%	9		13		4		S,T,M,VP,SC	24+		\$357.40
45392	YAKUMO	09/30/1985	Active	12	0	1	-1	-7.69%	13	10	9			N	P,S,T,M,VP SC	0		\$476.77
24201	YAMAGUCHI	09/28/1960	Active	33	2	3	-1	-2.94%	35	3	0			N	P,S,M,VP,SC	24+		\$444.01
24202	YAMAGUCHI CHUO	05/20/1971	Active	37	10	1	9	32.14%	30	2	2			N	M,SC	2		\$999.43
24203	YAMAGUCHI SAIKYO	12/10/1967	Active	25	2	2	0	0.00%	25	14	2		None		P,S,T,M,VP SC	1		\$834.04
24204	YANAI	04/12/1962	Active	21	0	1	-1	-4.55%	22	35	7		None		P,S,T,M,VP SC	0		\$420.01
24206	YASUGI	10/23/1961	Active	37	2	1	1	2.78%	36	4	0			N	S,M,SC	4		\$1,076.22
32258	YASUGI TOKAMI	05/18/1976	Active	66	5	2	3	4.76%	65	4	0			N	M,SC	16		\$3,552.58
98601	YOKOTA	02/20/2007	Active	27	2	1	1	3.85%	26	2	0			N	P,S,T,M,VP SC	24+		\$500.06

Clubs Cancelled Previous Fiscal Year – Clubs Cancelled within last 12 months may be reinstated

Club Number	Club Name	Charter Date	Current Status*	Cancellation Date
58598	SHIMONOSEKI CHUO	07/09/1996	Cancelled(6*)	06/29/2024



## Club Health Assessment for District 336 D through April 2025

 Club Number      Club Name      Charter Date			Status	Membership								Reports					Finance		LCIF	
				Current Member Count	YTD Members Added	YTD Members Dropped	YTD Net Growth	YTD Net Growth%	Member Count 12 Months Ago	Avg. length of service for dropped members	Months Since Last MMR ***	Yrs. Since Last Officer Report	President Rotation	Vice President Reported ****	Months Since Last Activity Report ***	Account Balance	Donations for current Fiscal Year			
			Number of times on status quo within last two years	If below 15 members appears				If net loss is greater than 20% appears				If no report in 3 months appears in	When more than one year appears in	Number of repeat terms	Notes the officers that do not have an active	If no report at 12 months appears in red				
24205    YANAI CHUO			06/01/1969	Cancelled(6*)				06/29/2024												
Current Total Clubs Count	YTD New Clubs Count	YTD Cancelled Clubs Count	YTD Net Club Gain	Current Total Members Count	YTD Add	YTD Drop	YTD Net Growth	YTD Net Growth %	Member Count 12 Months Ago	Average Member Count Per Club	% of Clubs with less than 20 members	% No MMR in 3 Months	% No Officer Report in 12 Months	% of Clubs with balance 90+ days	Number of Clubs in Status Quo	% Status Quo Clubs in Financial Suspension	Number of Cancelled Clubs	Average Cancelled Club Age	Members Lost Due to Cancellation	% of Clubs Cancelled for Non-Financial Reasons
86	4	0	4	2,693	288	139	149	5.86%	2,596	31	22%	33%	3%	1%	0	0%	0	0	0	0%

\* - P - Priority Club. Cancellation Reasons: 1-Objectives/conduct, 2-Non-active club, 5-Non-existing club, 6-Disbanding, 7-Merger, 8-Financial Suspension, 9-District/Multiple District Dues.

\*\* - Abbreviation: P-President, S-Secretary, T-Treasurer, M-Member Chairperson, VP-First Vice President, MC-Communications Chairperson, SC-Service Chairperson

\*\*\* - Abbreviation: N/R - Never reported using the Lions Clubs website, N/A - Not applicable, No password registered for the Lions Clubs website.

\*\*\*\* - Abbreviation: N - New, IP - Immediate Past, R - Repeat.



# Club Health Assessment for District 337 A through April 2025

			Status	Membership							Reports					Finance	LCIF	
Club Number	Club Name	Charter Date		Current Member Count	YTD Members Added	YTD Members Dropped	YTD Net Growth	YTD Net Growth%	Member Count 12 Months Ago	Avg. length of service for dropped members	Months Since Last MMR ***	Yrs. Since Last Officer Report	President Rotation	Vice President Reported ****	Months Since Last Activity Report ***	Account Balance	Donations for current Fiscal Year	
			Number of times on status quo within last two years	If below 15 members appears					If net loss is greater than 20% appears			If no report in 3 months appears in	When more than one year appears in	Number of repeat terms	Notes the officers that do not have an active	If no report at 12 months appears in red		
Clubs less than two years old																		
177436	Fukuoka Tobu	10/01/2024	Active	32	34	2	32	100.00%	0	5	2			S,M,VP,SC	N/A		\$2,400.12	
177165	KITAKYUSHU MIRAI	09/18/2024	Active	37	37	0	37	100.00%	0		0			M,VP,SC	N/R		\$1,000.00	
Clubs more than two years old																		
23991	ASAKURA	03/17/1961	Active	76	9	3	6	8.57%	85	7	0			P,S,T,VP,SC	3		\$7,626.86	
Exc Award (06/30/2018)																		
23993	BUZEN	03/25/1961	Active	63	4	5	-1	-1.56%	64	28	0			S,T,M,VP,SC	13		\$3,859.93	
23994	CHIKUGO	03/24/1961	Active	50	0	1	-1	-1.96%	51	27	1			N	SC	1	\$785.88	
61393	CHIKUGO NANO HANA	12/29/1998	Active	66	8	1	7	11.86%	58	1	2			N	SC	0	\$11,457.84	
Exc Award (06/30/2018, 06/30/2022)																		
44152	CHIKUHO	06/13/1984	Active	34	1	1	0	0.00%	35	38	5			P,T,VP,SC	13		\$404.84	
40294	DAZAIFU	07/14/1981	Active	75	3	5	-2	-2.60%	77	10	1			N	P,S,T,M,VP SC	11	\$2,119.39	
Exc Award (06/30/2018)																		
23998	FUKUOKA	06/14/1955	Active	54	8	0	8	17.39%	47		0			T,VP,SC	21		\$4,936.94	
Exc Award (06/30/2017, 06/30/2022, 06/30/20)																		
40833	FUKUOKA AKASAKA	01/31/1982	Active	79	0	7	-7	-8.14%	87	11	8			S,T,VP,SC	3		\$2,483.20	
Exc Award (06/30/2017, 06/30/2020, 06/30/20)																		
51121	FUKUOKA BAY CITY 21	12/12/1990	Active	27	2	1	1	3.85%	26	13	0		2	M,VP,SC	4		\$3,300.36	
Exc Award (06/30/2019, 06/30/2023, 06/30/20)																		
47468	FUKUOKA BUNKA HEIWA	06/09/1987	Active	20	1	0	1	5.26%	33		9			P,M,VP,SC	11		\$261.18	
Exc Award (06/30/2017)																		
34914	FUKUOKA CHIKUZEN	12/30/1977	Active	22	2	0	2	10.00%	22		9			P,M,VP,SC	7		\$5,587.41	
Exc Award (06/30/2017, 06/30/2018, 06/30/20)																		
24000	FUKUOKA CHUO	07/17/1963	Active	59	3	4	-1	-1.67%	61	5	2			S,VP,SC	22		\$1,657.30	
Exc Award (06/30/2018, 06/30/2021, 06/30/20)																		
35666	FUKUOKA DAIICHI	05/31/1978	Active	36	2	3	-1	-2.70%	40	28	6			N	P,M,SC	24+	\$444.01	
47041	FUKUOKA DAIMYO	03/09/1987	Active	43	3	0	3	7.50%	42		2			S,T,VP,SC	3		\$391.78	
Exc Award (06/30/2024)																		






# Club Health Assessment for District 337 A through April 2025

			Status	Membership							Reports					Finance	LCIF
Club Number	Club Name	Charter Date		Current Member Count	YTD Members Added	YTD Members Dropped	YTD Net Growth	YTD Net Growth%	Member Count 12 Months Ago	Avg. length of service for dropped members	Months Since Last MMR ***	Yrs. Since Last Officer Report	President Rotation	Vice President Reported ****	Months Since Last Activity Report ***	Account Balance	Donations for current Fiscal Year
			Number of times on status quo within last two years	If below 15 members appears				If net loss is greater than 20% appears			If no report in 3 months appears in	When more than one year appears in	Number of repeat terms	Notes the officers that do not have an active	If no report at 12 months appears in red		
49122	FUKUOKA EAST	12/27/1988	Active	21	0	2	-2	-8.70%	22	10	1		2	P,T,M,VP,SC	7		\$595.16
	Exc Award (06/30/2018, 06/30/2023)																
64933	FUKUOKA FIFTY	01/24/2002	Active	41	0	2	-2	-4.65%	42	7	0			S,T,M,VP,SC	1		\$926.85
	Exc Award (06/30/2016, 06/30/2018, 06/30/2020)																
23995	FUKUOKA FUYO	06/06/1972	Active	18	0	0	0	0.00%	18		11			P,M,VP,SC	7		\$695.18
	Exc Award (06/30/2023)																
48842	FUKUOKA GENKAI	07/25/1988	Active	77	3	2	1	1.32%	84	40	1			T,M,VP,SC	10		\$48,572.53
	Exc Award (06/30/2018, 06/30/2020, 06/30/2022)																
150179	Fukuoka Global	04/18/2022	Active	16	0	1	-1	-5.88%	19	21	9		None	P,T,M,VP,SC	24+		\$2,156.72
24001	FUKUOKA HAKATA	06/15/1965	Active	57	0	1	-1	-1.72%	63	11	0			T,M,VP,SC	2		\$14,019.31
	Exc Award (06/30/2017, 06/30/2018, 06/30/2020)																
53138	FUKUOKA HAKATA CITY	05/20/1992	Active	24	1	1	0	0.00%	28	2	1			T,M,VP,SC	16		\$1,683.00
	Exc Award (06/30/2022)																
23999	FUKUOKA HAKATA HIGASHI	06/26/1968	Active	27	2	0	2	8.00%	28		3			T,M,VP,SC	14		\$6,072.83
	Exc Award (06/30/2016)																
150968	Fukuoka Hakata Mirai	06/10/2022	Active	31	0	8	-8	-20.51%	40	7	4		N	P,T,M,SC	24+		\$6,261.19
	Exc Award (06/30/2023)																
30292	FUKUOKA HAKATA-NAKA	02/25/1975	Active	30	1	0	1	3.45%	30		0			S,M,VP,SC	24+		\$729.54
	Exc Award (06/30/2017, 06/30/2018, 06/30/2020)																
63150	FUKUOKA HANA	05/05/2000	Active	53	4	19	-15	-22.06%	70	10	2			S,T,M,VP,SC	11		\$25,659.32
	Exc Award (06/30/2017)																
88719	FUKUOKA JONAN	06/22/2005	Active	21	2	1	1	5.00%	25	3	0			P,S,VP,SC	0		\$4,261.29
40834	FUKUOKA JOTO	01/31/1982	Active	35	2	2	0	0.00%	35	2	4			P,S,T,VP,SC	2		\$457.07
	Exc Award (06/30/2017, 06/30/2018, 06/30/2020)																
23996	FUKUOKA KAKUJO	06/06/1972	Active	25	0	3	-3	-10.71%	29	32	1			M,VP,SC	5		\$1,352.61
35280	FUKUOKA KITA	03/06/1978	Active	34	2	2	0	0.00%	35	43	2			S,T,M,VP,SC	0		\$2,980.15
	Exc Award (06/30/2018, 06/30/2022)																
49962	FUKUOKA KOHROKAN	11/03/1989	Active	10	1	0	1	11.11%	11		5			P,S,T,M,VP SC	24+		\$64.63



# Club Health Assessment for District 337 A through April 2025

			Status	Membership							Reports					Finance	LCIF
Club Number	Club Name	Charter Date		Current Member Count	YTD Members Added	YTD Members Dropped	YTD Net Growth	YTD Net Growth%	Member Count 12 Months Ago	Avg. length of service for dropped members	Months Since Last MMR ***	Yrs. Since Last Officer Report	President Rotation	Vice President Reported ****	Months Since Last Activity Report ***	Account Balance	Donations for current Fiscal Year
			Number of times on status quo within last two years	If below 15 members appears				If net loss is greater than 20% appears			If no report in 3 months appears in	When more than one year appears in	Number of repeat terms	Notes the officers that do not have an active	If no report at 12 months appears in red		
47469	FUKUOKA KURODA	06/03/1987	Active	44	2	3	-1	-2.22%	45	18	4		2	P,S,T,M,VP SC	4	90+ Days	\$4,148.36
	Exc Award (06/30/2016, 06/30/2018, 06/30/20)																
43694	FUKUOKA KUSHIDA	03/26/1984	Active	53	3	2	1	1.92%	58	6	1			T,M,VP,SC	15		\$2,546.47
	Exc Award (06/30/2016, 06/30/2017, 06/30/20)																
42924	FUKUOKA LIBERTY	06/10/1983	Active	16	0	0	0	0.00%	20		9			S,M,VP,SC	3		
24003	FUKUOKA MAIZURU	06/14/1971	Active	17	0	0	0	0.00%	17		0			T,M,VP,SC	0		\$1,181.90
	Exc Award (06/30/2016, 06/30/2019)																
52943	FUKUOKA MAKOTO	04/20/1992	Active	17	1	1	0	0.00%	18	37	3			T,M,VP,SC	7		\$462.88
	Exc Award (06/30/2016, 06/30/2018)																
24002	FUKUOKA MINAMI	02/19/1966	Active	50	3	0	3	6.38%	48		2		N	T,M,VP,SC	19		\$5,323.17
	Exc Award (06/30/2019)																
60763	FUKUOKA NANOKA	05/12/1998	Active	27	2	1	1	3.85%	38	26	2			T,M,VP,SC	4	\$519.65	
	Exc Award (06/30/2016, 06/30/2017, 06/30/20)																
35281	FUKUOKA NANOTSU	03/15/1978	Active	47	0	1	-1	-2.08%	49	26	4			P,S,T,M,VP SC	5	\$1,567.22	
	Exc Award (06/30/2018)																
23997	FUKUOKA NISHI	02/11/1969	Active	26	0	0	0	0.00%	28		10			M,VP,SC	1	\$1,449.02	
	Exc Award (06/30/2017, 06/30/2018, 06/30/20)																
55964	FUKUOKA NORMALIZATION	06/29/1994	Active	22	0	3	-3	-12.00%	29	12	1			M,VP,SC	10	\$2,321.71	
	Exc Award (06/30/2016, 06/30/2018, 06/30/20)																
40972	FUKUOKA OHORI	02/03/1982	Active	24	1	2	-1	-4.00%	26	13	1			S,T,M,VP,SC	2	\$1,313.42	
137424	Fukuoka Peace	02/20/2019	Active	16	3	2	1	6.67%	16	4	4			P,M,VP,SC	5	\$2,534.27	
48007	FUKUOKA REIMEI	12/28/1987	Active	22	2	0	2	10.00%	21		0			P,S,T,M,VP SC	0	\$1,287.31	
	Exc Award (06/30/2016)																
148725	Fukuoka Safety	11/17/2021	Active	28	1	0	1	3.70%	27		3		2	P,T,M,VP,SC	14	\$2,652.68	
50056	FUKUOKA SAKURA	12/12/1989	Active	26	2	2	0	0.00%	27	28	0			P,M,VP,SC	1	\$5,961.02	
	Exc Award (06/30/2016, 06/30/2018)																
60712	FUKUOKA SENIOR	04/28/1998	Active	14	0	0	0	0.00%	15		9		None	P,S,M,VP,SC	20	\$182.83	
97864	FUKUOKA TAIJU	10/24/2006	Active	23	1	2	-1	-4.17%	27	14	0			S,T,M,VP,SC	5	\$182.83	



# Club Health Assessment for District 337 A through April 2025

			Status	Membership						Reports					Finance		LCIF	
Club Number	Club Name	Charter Date		Current Member Count	YTD Members Added	YTD Members Dropped	YTD Net Growth	YTD Net Growth%	Member Count 12 Months Ago	Avg. length of service for dropped members	Months Since Last MMR ***	Yrs. Since Last Officer Report	President Rotation	Vice President Reported ****	Months Since Last Activity Report ***	Account Balance	Donations for current Fiscal Year	
			Number of times on status quo within last two years	If below 15 members appears				If net loss is greater than 20% appears			If no report in 3 months appears in	When more than one year appears in	Number of repeat terms	Notes the officers that do not have an active	If no report at 12 months appears in red			
124482	Fukuoka Taiyou	04/07/2015	Active	13	3	0	3	30.00%	28		0			N	SC	5		\$503.65
	Exc Award (06/30/2022)																	
36953	FUKUOKA TENJIN LIBERTY	04/18/1979	Active	32	1	2	-1	-3.03%	34	24	0				M,VP,SC	2		\$1,064.13
	Exc Award (06/30/2018, 06/30/2022, 06/30/2024)																	
30985	HONAMI	06/20/1975	Active	61	8	8	0	0.00%	58	13	0				T,M,VP,SC	6		\$10,853.75
24010	IIZUKA	12/21/1960	Active	93	6	6	0	0.00%	89	16	0			N	T,M,VP,SC	14		\$10,664.66
	Exc Award (06/30/2017, 06/30/2019)																	
137486	Iizuka Cattleya	02/22/2019	Active	34	2	2	0	0.00%	36	2	0			N	P,M,VP,SC	6		\$1,261.18
64829	IIZUKA RYUOH	12/04/2001	Active	79	3	11	-8	-9.20%	86	11	0				T,M,VP,SC	0		\$10,757.45
	Exc Award (06/30/2022)																	
38399	IKI L C	04/11/1980	Active	25	0	2	-2	-7.41%	27	10	4				M,VP,SC	17		\$2,479.97
24009	INATSUKI	02/20/1966	Active	30	1	1	0	0.00%	31	13	0				P,T,VP,SC	12		\$3,164.72
	Exc Award (06/30/2018)																	
59313	ITO FUKUOKA	04/01/1997	Active	45	4	0	4	9.76%	44		0				S,T,VP,SC	10		\$2,618.32
	Exc Award (06/30/2018)																	
24013	ITOSHIMA	08/07/1969	Active	77	5	0	5	6.94%	73		0			N	M,SC	0		\$2,979.45
	Exc Award (06/30/2016, 06/30/2019)																	
24014	KAHO	09/20/1966	Active	31	1	5	-4	-11.43%	36	22	0				P,T,VP	0		\$1,650.72
	Exc Award (06/30/2024)																	
24018	KAMITAGAWA	01/12/1964	Active	20	0	0	0	0.00%	20		12				P,T,M,VP,SC	1		\$208.95
39253	KANDA	12/04/1980	Active	38	6	5	1	2.70%	37	7	0				P,T,VP,SC	0		\$1,404.84
	Exc Award (06/30/2018)																	
54528	KASUYA MINAMI	05/25/1993	Active	30	3	3	0	0.00%	30	12	1			N		14		\$5,991.83
	Exc Award (06/30/2018, 06/30/2020)																	
38769	KAZURU FUKUOKA L C	06/17/1980	Active	0	0	0	0	0.00%	22		0	1	None		P,S,T,M,VP SC	24		
	Exc Award (06/30/2018)																	
38532	KEISEN	05/28/1980	Active	21	0	9	-9	-30.00%	30	16	1				S,T,VP,SC	7		\$261.18
	Exc Award (06/30/2017)																	



# Club Health Assessment for District 337 A through April 2025

			Status	Membership							Reports					Finance		LCIF
Club Number	Club Name	Charter Date		Current Member Count	YTD Members Added	YTD Members Dropped	YTD Net Growth	YTD Net Growth%	Member Count 12 Months Ago	Avg. length of service for dropped members	Months Since Last MMR ***	Yrs. Since Last Officer Report	President Rotation	Vice President Reported ****	Months Since Last Activity Report ***	Account Balance	Donations for current Fiscal Year	
			Number of times on status quo within last two years	If below 15 members appears				If net loss is greater than 20% appears			If no report in 3 months appears in	When more than one year appears in	Number of repeat terms	Notes the officers that do not have an active	If no report at 12 months red			
24032	KITA KYUSHU	11/27/1957	Active	32	1	1	0	0.00%	34	4	5		None	P,S,T,M,VP SC	24+		\$2,592.12	
24031	KITA KYUSHU CHUO	03/18/1961	Active	18	0	1	-1	-5.26%	20	35	6			P,VP,SC	0		\$2,195.23	
24022	KITA KYUSHU KOKURA	12/05/1963	Active	62	7	1	6	10.71%	57	11	2		N	S,T,M,VP,SC	0		\$5,444.43	
24026	KITA KYUSHU KUROSAKI	02/19/1971	Active	31	3	2	1	3.33%	29	6	0			M,VP,SC	1		\$4,195.90	
24040	KITA KYUSHU MOJI	09/06/1958	Active	24	0	0	0	0.00%	24		9		N	M,SC	1		\$1,222.01	
24028	KITA KYUSHU NISHI	06/01/1963	Active	25	1	2	-1	-3.85%	27	14	0			P,S,M,VP,SC	1		\$2,100.41	
24027	KITA KYUSHU TAKATO	07/18/1963	Active	22	1	1	0	0.00%	23	2	0		None	P,S,T,M,VP SC	1		\$435.95	
24067	KITA KYUSHU TOBATA	02/07/1959	Active	20	0	1	-1	-4.76%	22	7	5		N	S,T,VP,SC	1		\$2,365.66	
24076	KITA KYUSHU WAKAMATSU	02/26/1959	Active	28	7	1	6	27.27%	22	7	0			T,M,VP,SC	2		\$1,095.02	
Exc Award (06/30/2022, 06/30/2024)																		
24077	KITA KYUSHU YAHATA	01/22/1959	Active	24	2	2	0	0.00%	26	2	0			P,T,M,VP,SC	1		\$408.95	
118405	KITAKYUSHU DAIICHI	12/03/2012	Active	65	10	1	9	16.07%	56	12	0			P,T,M,VP,SC	3		\$3,291.30	
132163	Kitakyushu Himawari	06/30/2017	Active	18	1	0	1	5.88%	19		0			S,T,M,VP,SC	10		\$104.47	
87777	KITAKYUSHU KOKURA HIGASHI	04/12/2005	Active	36	12	3	9	33.33%	28	10	0		N	P,S,T,M,VP SC	3		\$8,259.80	
28160	KITAKYUSHU KOMONJI	03/08/1974	Active	43	10	1	9	26.47%	52	2	2		None	P,T,M,VP,SC	19		\$1,000.00	
30900	KITAKYUSHU KUKINAMI	06/10/1975	Active	14	1	3	-2	-12.50%	17	11	4			S,M,VP,SC	1		\$195.89	
56377	KITAKYUSHU OGASAWARA	12/28/1994	Active	20	6	0	6	42.86%	14		0		None	P,S,T,M,VP SC	24+		\$223.42	
60713	KITAKYUSHU SENIOR	04/30/1998	Active	24	4	1	3	14.29%	21	5	6			P,T,M,VP,SC	1		\$208.95	
38109	KITAKYUSHU SHISUI	02/06/1980	Active	49	4	2	2	4.26%	48	11	1		None	P,S,T,M,VP SC	4		\$33,460.26	
24033	KUROGI	08/25/1961	Active	24	0	1	-1	-4.00%	26	10	0			S,T,M,VP,SC	0	90+ Days	\$132.92	
24034	KURUME	03/10/1956	Active	38	3	1	2	5.56%	38	6	4		N	M,SC	1		\$1,457.08	
Exc Award (06/30/2019, 06/30/2021)																		
47540	KURUME ARIMA	06/23/1987	Active	57	5	3	2	3.64%	54	9	3		N	P,M,SC	2		\$3,652.98	
Exc Award (06/30/2016, 06/30/2019, 06/30/2020)																		
24036	KURUME CHUO	10/17/1963	Active	33	2	1	1	3.13%	34	1	0		N	M,SC	0		\$2,339.54	
Exc Award (06/30/2019)																		




# Club Health Assessment for District 337 A through April 2025

Club Number	Club Name	Charter Date	Status	Membership							Reports					Finance	LCIF
				Current Member Count	YTD Members Added	YTD Members Dropped	YTD Net Growth	YTD Net Growth%	Member Count 12 Months Ago	Avg. length of service for dropped members	Months Since Last MMR ***	Yrs. Since Last Officer Report	President Rotation	Vice President Reported ****	Months Since Last Activity Report ***	Account Balance	Donations for current Fiscal Year
			Number of times on status quo within last two years	If below 15 members appears				If net loss is greater than 20% appears			If no report in 3 months appears	When more than one year appears in	Number of repeat terms	Notes the officers that do not have an active	If no report at 12 months appears in red		
24035	KURUME RINDO	06/29/1971	Active	56	2	6	-4	-6.67%	65	18	1			N	M,SC	5	\$1,509.31
53287	KURUME TAKAMURE	06/09/1992	Active	29	1	1	0	0.00%	29	1	4			N	P,T,M,VP,SC	0	\$1,365.66
24038	MIYAWAKA	03/21/1963	Active	41	1	2	-1	-2.38%	43	12	1				P,T,M,VP,SC	24+	\$3,194.82
24047	NAKAMA	03/20/1961	Active	40	3	5	-2	-4.76%	42	8	0			N	P,S,T,M,SC	14	\$2,261.19
24048	NOOGATA	05/10/1958	Active	54	3	7	-4	-6.90%	57	16	1			N	T,M,SC	0	\$2,770.51
24049	OGORI	03/20/1973	Active	37	1	1	0	0.00%	38	10	5			N	P,S,T,M,VP SC	17	\$1,166.77
24050	OKAWA	03/24/1961	Active	45	1	4	-3	-6.25%	53	16	1				S,T,VP,SC	13	\$6,807.70
Exc Award (06/30/2019)																	
36787	OKAWA CHUO	03/07/1979	Active	37	0	2	-2	-5.13%	41	13	4			N	P,S,M,VP,SC	14	\$13,409.31
Exc Award (06/30/2023)																	
24051	OMUTA	11/06/1959	Active	57	7	1	6	11.76%	55	0	0				T,VP,SC	1	\$20,818.26
Exc Award (06/30/2018)																	
24053	OMUTA CHUO	02/15/1968	Active	31	2	1	1	3.33%	33	39	0				P,T,M,VP,SC	1	\$23,175.41
Exc Award (06/30/2018)																	
136960	Omuta Daisy	12/12/2018	Active	16	0	0	0	0.00%	21		0			R	M,SC	10	\$1,314.81
47654	ONOJO	07/28/1987	Active	42	5	3	2	5.00%	41	2	2			N	T,M,SC	1	\$1,423.03
Exc Award (06/30/2022)																	
24062	SETAKA	02/11/1965	Active	51	5	1	4	8.51%	47	2	0			N	VP,SC	2	\$1,626.84
24017	SHIMOTAGAWA L C	03/21/1965	Active	30	0	2	-2	-6.25%	33	17	4			N	T,M,VP,SC	24+	\$1,455.61
57495	SHONAI	11/15/1995	Active	32	1	4	-3	-8.57%	36	3	1				P,S,T,M,VP SC	12	\$2,585.68
Exc Award (06/30/2018, 06/30/2022)																	
24066	TAGAWA	12/21/1960	Active	108	5	2	3	2.86%	113	21	0			N	VP,SC	21	\$11,136.18
24069	TSUKUSHI	08/05/1962	Active	75	5	2	3	4.17%	72	4	4			N	M,VP,SC	15	\$5,516.72
29161	TSUKUSHI CHUO	04/23/1974	Active	69	7	6	1	1.47%	65	14	0			N	SC	0	\$9,391.32
Exc Award (06/30/2021, 06/30/2023, 06/30/2024)																	
24070	TSUSHIMA L C	11/01/1967	Active	34	3	1	2	6.25%	29	1	1			R	P,S,T,M,SC	24+	\$248.13
24073	UKIHA L C	12/04/1962	Active	25	0	0	0	0.00%	24		2			N	M,SC	0	\$6,278.38



## Club Health Assessment for District 337 A through April 2025

			Status	Membership							Reports					Finance	LCIF	
Club Number	Club Name	Charter Date		Current Member Count	YTD Members Added	YTD Members Dropped	YTD Net Growth	YTD Net Growth%	Member Count 12 Months Ago	Avg. length of service for dropped members	Months Since Last MMR ***	Yrs. Since Last Officer Report	President Rotation	Vice President Reported ****	Months Since Last Activity Report ***	Account Balance	Donations for current Fiscal Year	
			Number of times on status quo within last two years	If below 15 members appears					If net loss is greater than 20% appears			If no report in 3 months appears in	When more than one year appears in	Number of repeat terms	Notes the officers that do not have an active	If no report at 12 months appears in red		
Exc Award (06/30/2020)																		
41118	UKIHA MINOU	03/02/1982	Active	26	0	0	0	0.00%	26		13			N	P,T,M,VP,SC	14	90+ Days	\$507.58
Exc Award (06/30/2018)																		
29420	WAKASUGI FUKUOKA L C	05/31/1974	Active	35	1	0	1	2.94%	33		0			N	P,T,SC	4		\$5,613.38
Exc Award (06/30/2024)																		
24078	YAMADA	11/11/1960	Active	29	0	1	-1	-3.33%	34	1	7				S,T,M,VP,SC	13		\$2,419.36
24079	YAME	03/20/1957	Active	91	3	2	1	1.11%	90	10	1			N	T	2		\$11,316.37
Exc Award (06/30/2017, 06/30/2018)																		
24080	YANAGAWA	03/19/1961	Active	55	1	2	-1	-1.79%	56	13	0			N	P,T,M,VP,SC	14		\$3,104.89
Exc Award (06/30/2018)																		
24081	YUKUHASHI	05/09/1959	Active	122	8	6	2	1.67%	120	14	1				VP,SC	0		\$7,501.83

Clubs Cancelled Previous Fiscal Year – Clubs Cancelled within last 12 months may be reinstated

Club Number	Club Name	Charter Date	Current Status*	Cancellation Date
24023	KITA KYUSHU DOKAI	09/27/1963	Cancelled(6*)	12/29/2023
32452	KITAKYUSHU MOJI MINATO	06/21/1976	Cancelled(6*)	06/29/2024

Current Total Clubs Count	YTD New Clubs Count	YTD Cancelled Clubs Count	YTD Net Club Gain	Current Total Members Count	YTD Add	YTD Drop	YTD Net Growth	YTD Net Growth %	Member Count 12 Months Ago	Average Member Count Per Club	% of Clubs with less than 20 members	% No MMR in 3 Months	% No Officer Report in 12 Months	% of Clubs with balance 90+ days	Number of Clubs in Status Quo	% Status Quo Clubs in Financial Suspension	Number of Cancelled Clubs	Average Cancelled Club Age	Members Lost Due to Cancellation	% of Clubs Cancelled for Non-Financial Reasons
113	2	0	2	4,368	344	241	103	2.42%	4,484	39	12%	32%	1%	3%	0	0%	0	0	0	0%

\* - P - Priority Club. Cancellation Reasons: 1-Objectives/conduct, 2-Non-active club, 5-Non-existing club, 6-Disbanding, 7-Merger, 8-Financial Suspension, 9-District/Multiple District Dues.

\*\* - Abbreviation: P-President, S-Secretary, T-Treasurer, M-Member Chairperson, VP-First Vice President, MC-Communications Chairperson, SC-Service Chairperson

\*\*\* - Abbreviation: N/R - Never reported using the Lions Clubs website, N/A - Not applicable, No password registered for the Lions Clubs website.

\*\*\*\* - Abbreviation: N - New, IP - Immediate Past, R - Repeat.



# Club Health Assessment for District 337 B through April 2025

			Status	Membership							Reports					Finance	LCIF
Club Number	Club Name	Charter Date		Current Member Count	YTD Members Added	YTD Members Dropped	YTD Net Growth	YTD Net Growth%	Member Count 12 Months Ago	Avg. length of service for dropped members	Months Since Last MMR ***	Yrs. Since Last Officer Report	President Rotation	Vice President Reported ****	Months Since Last Activity Report ***	Account Balance	Donations for current Fiscal Year
			Number of times on status quo within last two years	If below 15 members appears				If net loss is greater than 20% appears			If no report in 3 months appears in	When more than one year appears in	Number of repeat terms	Notes the officers that do not have an active	If no report at 12 months appears in red		
Clubs less than two years old																	
181046	Miyazaki International University	03/14/2025	Newly Chartered	23	23	0	23	100.00%	0		0			T,M,VP,SC	0		
Clubs more than two years old																	
24384	AJIMU-INNAI Exc Award (06/30/2019, 06/30/2024)	03/28/1967	Active	32	1	1	0	0.00%	32	5	0			R P,T,M,VP,SC	0		
24390	BEPPU Exc Award (06/30/2018, 06/30/2020, 06/30/2022)	04/18/1959	Active	30	1	1	0	0.00%	31	6	0			VP,SC	0		\$2,548.95
24391	BEPPU CHUO Exc Award (06/30/2020, 06/30/2022)	02/23/1967	Active	34	1	0	1	3.03%	34		2			VP,SC	0		\$879.75
31674	BEPPU IDEYU Exc Award (06/30/2016, 06/30/2018, 06/30/2020)	02/03/1976	Active	28	2	1	1	3.70%	27	11	0			VP,SC	0		\$550.98
24393	BUNGO TAKADA Exc Award (06/30/2017, 06/30/2018, 06/30/2020)	06/23/1962	Active	53	3	2	1	1.92%	51	26	4		N	P,S,T,M,VP SC	0		\$962.38
24397	HIJI Exc Award (06/30/2016, 06/30/2018, 06/30/2020)	05/10/1967	Active	35	5	2	3	9.38%	30	20	1			M,VP,SC	0		
24398	HITA Exc Award (06/30/2024)	07/07/1957	Active	84	4	0	4	5.00%	81		2			M,VP,SC	0		\$1,232.43
24399	HITA SUIMEI Exc Award (06/30/2018, 06/30/2020)	09/09/1971	Active	20	0	0	0	0.00%	22		0			VP,SC	0		\$400.00
24401	HYUGA Exc Award (06/30/2017, 06/30/2018, 06/30/2020)	02/03/1961	Active	48	3	2	1	2.13%	47	6	0		N	T,M,VP,SC	0		\$1,657.22
43440	HYUGA HIMAWARI Exc Award (06/30/2016, 06/30/2018, 06/30/2020)	01/30/1984	Active	21	1	2	-1	-4.55%	22	13	9		N	M,SC	1		\$750.00
24407	KADOGAWA Exc Award (06/30/2018)	11/26/1967	Active	15	0	0	0	0.00%	8		4		3	T,M,VP,SC	1		
24417	KAWAMINAMI Exc Award (06/30/2019)	01/13/1968	Active	26	3	2	1	4.00%	26	19	0			P,T,VP,SC	0		\$1,481.06
24419	KITSUKI	04/09/1961	Active	40	2	0	2	5.26%	41		0		N	M,SC	0		






# Club Health Assessment for District 337 B through April 2025

			Status	Membership							Reports					Finance		LCIF
Club Number	Club Name	Charter Date		Current Member Count	YTD Members Added	YTD Members Dropped	YTD Net Growth	YTD Net Growth%	Member Count 12 Months Ago	Avg. length of service for dropped members	Months Since Last MMR ***	Yrs. Since Last Officer Report	President Rotation	Vice President Reported ****	Months Since Last Activity Report ***	Account Balance	Donations for current Fiscal Year	
			Number of times on status quo within last two years	If below 15 members appears				If net loss is greater than 20% appears			If no report in 3 months appears in	When more than one year appears in	Number of repeat terms	Notes the officers that do not have an active	If no report at 12 months appears in red			
Exc Award (06/30/2016, 06/30/2022)																		
24421	KOBAYASHI	11/05/1962	Active	45	2	2	0	0.00%	45	23	0			N	P,T,M,SC	0	\$6,074.62	
Exc Award (06/30/2017, 06/30/2020, 06/30/2024)																		
52124	KOBAYASHI COSMOS	10/28/1991	Active	23	2	2	0	0.00%	23	19	0		2		T,M,VP,SC	0	\$1,460.01	
Exc Award (06/30/2020)																		
24430	KUSHIMA	08/22/1960	Active	31	2	1	1	3.33%	30	22	8				S,T,M,VP,SC	4		
Exc Award (06/30/2018, 06/30/2020)																		
24429	KUSU	07/15/1963	Active	68	0	1	-1	-1.45%	70	13	1			N	S,M,SC	0	\$4,380.13	
Exc Award (06/30/2016, 06/30/2019, 06/30/2024)																		
24439	MIE	01/15/1963	Active	63	3	12	-9	-12.50%	70	6	0				S,T,M,VP,SC	0	\$942.48	
Exc Award (06/30/2016, 06/30/2017, 06/30/2024)																		
24445	MIYAKONOJO	02/23/1961	Active	36	1	2	-1	-2.70%	37	17	3				S,M,VP,SC	8	\$1,060.00	
Exc Award (06/30/2018, 06/30/2022)																		
62295	MIYAKONOJO BLUE SKY	08/10/1999	Active	17	0	1	-1	-5.56%	22	1	2			N	SC	0	\$2,600.01	
Exc Award (06/30/2016, 06/30/2017, 06/30/2024)																		
48492	MIYAKONOJO CHUO	04/20/1988	Active	79	4	6	-2	-2.47%	79	18	0			N	M,SC	0	\$4,360.25	
Exc Award (06/30/2017, 06/30/2023, 06/30/2024)																		
49407	MIYAKONOJO CITY	04/11/1989	Active	24	1	3	-2	-7.69%	26	18	1			N	SC	1	\$848.68	
Exc Award (06/30/2016)																		
75932	MIYAKONOJO KANE MIDAKE	06/30/2003	Active	38	2	0	2	5.56%	38		0		2	N	T,M,VP,SC	0	\$274.51	
Exc Award (06/30/2018, 06/30/2024)																		
24446	MIYAKONOJO KIRISHIMA	01/18/1968	Active	49	11	1	10	25.64%	41	1	1				S,M,VP,SC	0	\$16,343.59	
Exc Award (06/30/2019, 06/30/2020, 06/30/2024)																		
35465	MIYAKONOJO KITA	04/17/1978	Active	35	2	3	-1	-2.78%	40	4	3				S,T,M,VP,SC	0	\$1,700.00	
Exc Award (06/30/2019, 06/30/2021, 06/30/2024)																		
24449	MIYAZAKI	04/17/1960	Active	31	3	0	3	10.71%	28		0			N	SC	0	\$520.23	
Exc Award (06/30/2016, 06/30/2017, 06/30/2024)																		
24450	MIYAZAKI CHUO	05/29/1966	Active	30	4	0	4	15.38%	28		0				S,T,M,VP,SC	0	\$440.04	
Exc Award (06/30/2016, 06/30/2018, 06/30/2024)																		



# Club Health Assessment for District 337 B through April 2025

			Status	Membership							Reports					Finance	LCIF
Club Number	Club Name	Charter Date		Current Member Count	YTD Members Added	YTD Members Dropped	YTD Net Growth	YTD Net Growth%	Member Count 12 Months Ago	Avg. length of service for dropped members	Months Since Last MMR ***	Yrs. Since Last Officer Report	President Rotation	Vice President Reported ****	Months Since Last Activity Report ***	Account Balance	Donations for current Fiscal Year
			Number of times on status quo within last two years	If below 15 members appears					If net loss is greater than 20% appears			If no report in 3 months appears in	When more than one year appears in	Number of repeat terms	Notes the officers that do not have an active	If no report at 12 months appears in red	
24448	MIYAZAKI HAMAYU	11/03/1967	Active	24	3	2	1	4.35%	42	24	0			N	M,SC	0	\$1,420.00
Exc Award (06/30/2016, 06/30/2018, 06/30/20																	
47708	MIYAZAKI HIMUKA	09/08/1987	Active	21	1	0	1	5.00%	20		9			R	M,VP,SC	0	\$420.04
Exc Award (06/30/2016, 06/30/2017, 06/30/20																	
51053	MIYAZAKI OCEAN	11/05/1990	Active	76	0	5	-5	-6.17%	75	6	0			N	M,SC	0	\$5,975.11
Exc Award (06/30/2016, 06/30/2017, 06/30/20																	
39255	MIYAZAKI PHOENIX	12/10/1980	Active	16	0	1	-1	-5.88%	19	23	0			N	VP,SC	0	\$320.04
Exc Award (06/30/2020)																	
24451	MIYAZAKI TACHIBANA	10/06/1962	Active	44	2	1	1	2.33%	46	2	0			N	S,T,M,SC	0	\$3,680.03
Exc Award (06/30/2020)																	
24454	NAKATSU	04/17/1959	Active	92	1	2	-1	-1.08%	93	34	2			N	SC	0	\$3,120.39
Exc Award (06/30/2016, 06/30/2017, 06/30/20																	
39791	NAKATSU OKIDAI	04/06/1981	Active	64	2	3	-1	-1.54%	71	28	0				M,VP,SC	0	\$2,229.91
Exc Award (06/30/2018)																	
24457	NICHINAN	07/01/1961	Active	28	0	0	0	0.00%	28		0				M,VP,SC	0	\$162.57
Exc Award (06/30/2018, 06/30/2019, 06/30/20																	
24458	NOBEOKA	12/20/1960	Active	39	1	4	-3	-7.14%	42	14	1				P,S,T,VP,SC	0	\$2,840.09
Exc Award (06/30/2016, 06/30/2023, 06/30/20																	
37014	NOBEOKA GOKASE	04/30/1979	Active	26	1	4	-3	-10.34%	33	27	0				P,S,M,VP,SC	0	\$405.98
24459	NOBEOKA KOYO	02/25/1968	Active	11	0	0	0	0.00%	11		12				P,M,VP,SC	0	\$224.69
Exc Award (06/30/2017, 06/30/2022, 06/30/20																	
24460	OITA	02/25/1959	Active	82	8	2	6	7.89%	78	1	0				S,T,VP,SC	0	\$820.00
Exc Award (06/30/2017, 06/30/2022, 06/30/20																	
99832	OITA BAIKA	06/29/2007	Active	23	1	1	0	0.00%	23	1	4				VP,SC	0	\$1,278.88
Exc Award (06/30/2018, 06/30/2022, 06/30/20																	
24461	OITA CHUO	05/26/1965	Active	36	2	0	2	5.88%	36		9				T,VP,SC	0	\$720.00
Exc Award (06/30/2016, 06/30/2017, 06/30/20																	
24462	OITA FUNAI	10/11/1962	Active	32	4	4	0	0.00%	32	9	0			N	P,S,T,M,VP SC	0	\$500.01
Exc Award (06/30/2016, 06/30/2022, 06/30/20																	




# Club Health Assessment for District 337 B through April 2025

			Status	Membership							Reports					Finance	LCIF
Club Number	Club Name	Charter Date		Current Member Count	YTD Members Added	YTD Members Dropped	YTD Net Growth	YTD Net Growth%	Member Count 12 Months Ago	Avg. length of service for dropped members	Months Since Last MMR ***	Yrs. Since Last Officer Report	President Rotation	Vice President Reported ****	Months Since Last Activity Report ***	Account Balance	Donations for current Fiscal Year
			Number of times on status quo within last two years	If below 15 members appears				If net loss is greater than 20% appears			If no report in 3 months appears in	When more than one year appears in	Number of repeat terms	Notes the officers that do not have an active	If no report at 12 months appears in red		
42035	OITA OZAI	11/15/1982	Active	33	0	1	-1	-2.94%	32	17	4			VP,SC	0		\$474.08
	Exc Award (06/30/2022, 06/30/2024)																
24474	SAIKI	12/20/1960	Active	11	1	0	1	10.00%	10		2		5	R M,SC	4		
117331	SAITO-NISHIMERA	06/26/2012	Active	18	0	0	0	0.00%	18		9			P,M,VP,SC	2		
	Exc Award (06/30/2019)																
57996	SANKO	03/18/1996	Active	26	0	2	-2	-7.14%	27	12	0			T,VP,SC	0		\$639.56
	Exc Award (06/30/2016, 06/30/2018, 06/30/2020)																
24484	TAKACHIHO	12/19/1960	Active	43	2	1	1	2.38%	44	0	0			N T,SC	0		\$3,960.31
	Exc Award (06/30/2017, 06/30/2018, 06/30/2020)																
24477	TAKAHARU	02/20/1968	Active	19	0	0	0	0.00%	19		13			S,M,VP,SC	4		
	Exc Award (06/30/2016, 06/30/2020)																
107984	TAKANABE MAIZURU	04/05/2010	Active	26	0	0	0	0.00%	24		2			N M,SC	2		
	Exc Award (06/30/2017, 06/30/2018, 06/30/2020)																
24487	TAKETA	03/09/1964	Active	57	1	2	-1	-1.72%	58	24	3			N P,S,T,VP,SC	0		\$6,120.07
	Exc Award (06/30/2016, 06/30/2018, 06/30/2020)																
49533	TANO	05/22/1989	Active	23	2	2	0	0.00%	23	15	4			M,VP,SC	4		
	Exc Award (06/30/2022)																
24490	TSUKUMI	01/10/1961	Active	30	1	0	1	3.45%	29		6			VP,SC	0		
	Exc Award (06/30/2017, 06/30/2018, 06/30/2020)																
34721	TSURUSAKI RINKAI	11/08/1977	Active	31	1	0	1	3.33%	32		6			VP,SC	0		\$130.59
	Exc Award (06/30/2018, 06/30/2020, 06/30/2022)																
24497	USA	03/26/1962	Active	29	3	2	1	3.57%	30	3	0			P,VP,SC	0		\$5,642.02
	Exc Award (06/30/2017, 06/30/2019, 06/30/2020)																
44338	USA NAGASU	10/19/1984	Active	22	1	1	0	0.00%	24	9	0			T,M,VP,SC	0		\$3,604.08
	Exc Award (06/30/2016, 06/30/2017)																
127053	Yabakei	03/16/2016	Active	27	0	1	-1	-3.57%	28	2	0			N M,SC	0		\$560.00
	Exc Award (06/30/2018, 06/30/2020, 06/30/2022)																
24506	YOKKAICHI-OITA	11/08/1962	Active	53	1	2	-1	-1.85%	55	20	0			N P,S,T,M,VP SC	0		\$1,000.01
	Exc Award (06/30/2017, 06/30/2021, 06/30/2022)																



## Club Health Assessment for District 337 B through April 2025

			Status	Membership							Reports				Finance	LCIF	
Club Number	Club Name	Charter Date		Current Member Count	YTD Members Added	YTD Members Dropped	YTD Net Growth	YTD Net Growth%	Member Count 12 Months Ago	Avg. length of service for dropped members	Months Since Last MMR ***	Yrs. Since Last Officer Report	President Rotation	Vice President Reported ****	Months Since Last Activity Report ***	Account Balance	Donations for current Fiscal Year
			Number of times on status quo within last two years	If below 15 members appears				If net loss is greater than 20% appears			If no report in 3 months appears in	When more than one year appears in	Number of repeat terms	Notes the officers that do not have an active	If no report at 12 months appears in red		
54643	YUFU Exc Award (06/30/2024)	06/22/1993	Active	21	3	3	0	0.00%	21	3	4		2	T,M,VP,SC	0		\$340.03

Clubs Cancelled Previous Fiscal Year – Clubs Cancelled within last 12 months may be reinstated

Club Number	Club Name	Charter Date	Current Status*	Cancellation Date
24434	KUNISAKI	12/03/1965	Cancelled(6*)	06/29/2024
38111	TAKAOKA AMAGAJO	02/26/1980	Cancelled(6*)	06/29/2024

Current Total Clubs Count	YTD New Clubs Count	YTD Cancelled Clubs Count	YTD Net Club Gain	Current Total Members Count	YTD Add	YTD Drop	YTD Net Growth	YTD Net Growth %	Member Count 12 Months Ago	Average Member Count Per Club	% of Clubs with less than 20 members	% No MMR in 3 Months	% No Officer Report in 12 Months	% of Clubs with balance 90+ days	Number of Clubs in Status Quo	% Status Quo Clubs in Financial Suspension	Number of Cancelled Clubs	Average Cancelled Club Age	Members Lost Due to Cancellation	% of Clubs Cancelled for Non-Financial Reasons
59	1	0	1	2,141	128	93	35	1.66%	2,152	36	12%	31%	0%	0%	0	0%	0	0	0	0%

\* - P - Priority Club. Cancellation Reasons: 1-Objectives/conduct, 2-Non-active club, 5-Non-existing club, 6-Disbanding, 7-Merger, 8-Financial Suspension, 9-District/Multiple District Dues.

\*\* - Abbreviation: P-President, S-Secretary, T-Treasurer, M-Member Chairperson, VP-First Vice President, MC-Communications Chairperson, SC-Service Chairperson

\*\*\* - Abbreviation: N/R - Never reported using the Lions Clubs website, N/A - Not applicable, No password registered for the Lions Clubs website.

\*\*\*\* - Abbreviation: N - New, IP - Immediate Past, R - Repeat.



# Club Health Assessment for District 337 C through April 2025

			Status	Membership							Reports					Finance		LCIF
Club Number	Club Name	Charter Date		Current Member Count	YTD Members Added	YTD Members Dropped	YTD Net Growth	YTD Net Growth%	Member Count 12 Months Ago	Avg. length of service for dropped members	Months Since Last MMR ***	Yrs. Since Last Officer Report	President Rotation	Vice President Reported ****	Months Since Last Activity Report ***	Account Balance	Donations for current Fiscal Year	
			Number of times on status quo within last two years	If below 15 members appears				If net loss is greater than 20% appears			If no report in 3 months appears in	When more than one year appears in	Number of repeat terms	Notes the officers that do not have an active	If no report at 12 months appears in red			
Clubs more than two years old																		
23992	ARIE NISHIARIE L C	01/21/1967	Active	61	2	4	-2	-3.17%	63	4	1			N	P,M,VP,SC	24+	\$640.17	
50146	FUKAE FUTSU	01/29/1990	Active	40	1	0	1	2.56%	39		9	5	None		P,S,T,M,VP SC	24+	\$1,496.47	
Exc Award (06/30/2018)																		
24005	GOTO	11/26/1966	Active	24	1	2	-1	-4.00%	25	2	1				P,M,VP,SC	18	\$3,000.01	
57972	GOTO TSUBAKI	03/11/1996	Active	17	0	2	-2	-10.53%	19	5	1				S,M,VP,SC	24+	\$1,644.96	
106304	HASAMI HONO	08/19/2009	Active	37	1	0	1	2.78%	35		9			N	T,SC	3	\$251.00	
24020	HASAMI L C	02/05/1967	Active	100	2	5	-3	-2.91%	104	11	0				T,VP,SC	3	\$3,627.47	
66298	HINOEJO	06/28/2002	Active	42	3	1	2	5.00%	42	11	1			N	T,M,SC	13	\$1,078.14	
36648	HIRADO	02/20/1979	Active	41	0	3	-3	-6.82%	44	25	2				P,T,VP,SC	24+	\$1,806.76	
24007	HIZENARITA	08/04/1968	Active	24	0	2	-2	-7.69%	28	4	4			N	T,M,SC	14	\$3,644.95	
24012	IMARI	05/14/1967	Active	125	4	5	-1	-0.79%	134	24	2			N	S,T,M,VP,SC	5	\$18,097.68	
24011	ISAHAYA	12/18/1964	Active	92	3	2	1	1.10%	92	23	0			N	S,T,M,SC	10	\$10,080.53	
Exc Award (06/30/2017)																		
41284	ISAHAYA CHUO	04/01/1982	Active	95	3	4	-1	-1.04%	115	20	0			N	T,VP,SC	12	\$3,205.17	
47012	ISAHAYA HIGASHI	03/03/1987	Active	56	6	2	4	7.69%	52	22	0				S,M,VP,SC	22	\$13,338.60	
57908	ISAHAYA SEN CHURIAN	02/20/1996	Active	32	5	2	3	10.34%	42	18	0				M,VP,SC	N/R	\$1,515.14	
24015	KANZAKI	09/03/1967	Active	49	4	0	4	8.89%	45		0				S,T,M,VP,SC	0	\$1,823.42	
24016	KARATSU	10/01/1962	Active	32	0	0	0	0.00%	32		12				S,T,M,VP,SC	1	\$4,727.51	
Exc Award (06/30/2017)																		
95055	KARATSU CASTLE	01/17/2006	Active	21	0	0	0	0.00%	22		10			N	VP,SC	24+	\$209.15	
38112	KARATSU RAINBOW	02/19/1980	Active	50	3	4	-1	-1.96%	51	4	0				T,VP,SC	1	\$2,488.03	
Exc Award (06/30/2017)																		
24019	KASHIMA	02/26/1961	Active	67	1	1	0	0.00%	73	39	6			N	P,M,SC	7	\$10,201.06	
34798	KISHIMA L C	12/05/1977	Active	70	6	2	4	6.06%	66	7	2				P,T,M,VP,SC	24+	\$4,189.53	
24030	KIYAMA	01/30/1973	Active	36	5	3	2	5.88%	34	8	0			N	P,M,VP,SC	11	\$500.05	



# Club Health Assessment for District 337 C through April 2025

			Status	Membership							Reports					Finance		LCIF
Club Number	Club Name	Charter Date		Current Member Count	YTD Members Added	YTD Members Dropped	YTD Net Growth	YTD Net Growth%	Member Count 12 Months Ago	Avg. length of service for dropped members	Months Since Last MMR ***	Yrs. Since Last Officer Report	President Rotation	Vice President Reported ****	Months Since Last Activity Report ***	Account Balance	Donations for current Fiscal Year	
			Number of times on status quo within last two years	If below 15 members appears				If net loss is greater than 20% appears			If no report in 3 months appears in	When more than one year appears in	Number of repeat terms	Notes the officers that do not have an active	If no report at 12 months red			
67396	KOIMARI	03/07/2003	Active	18	0	0	0	0.00%	18		11			N	P,SC	13	\$595.22	
41640	KOKA	06/21/1982	Active	49	3	4	-1	-2.00%	50	3	1		None		P,S,M,VP,SC	24	\$3,323.89	
36180	MIYAKI L C	10/16/1978	Active	41	1	0	1	2.50%	41		0				P,S,T,M,VP SC	1	\$444.20	
24041	NAGASAKI	09/02/1957	Active	32	1	2	-1	-3.03%	34	6	0				P,S,T,M,VP SC	2	\$274.36	
65006	NAGASAKI BASIC	02/15/2002	Active	21	1	2	-1	-4.55%	22	13	0			N	S,M,SC	0		
Exc Award (06/30/2017)																		
24042	NAGASAKI CHUO	03/10/1964	Active	24	4	7	-3	-11.11%	27	10	0		2	N	VP,SC	0	\$4,092.85	
43576	NAGASAKI DEJIMA	02/09/1984	Active	36	1	1	0	0.00%	37	41	4				P,S,T,M,VP SC	0	\$806.66	
24044	NAGASAKI HIGASHI	04/04/1965	Active	30	2	1	1	3.45%	35	18	0				P,S,T,M,VP SC	22	\$971.72	
24045	NAGASAKI KITA	03/21/1967	Active	12	1	9	-8	-40.00%	21	15	0		2		T,VP,SC	1	\$469.92	
24046	NAGASAKI MINAMI	06/13/1969	Active	97	4	8	-4	-3.96%	101	4	0				P,T,M,VP,SC	0	\$7,579.20	
24043	NAGASAKI MINATO	06/15/1963	Active	29	4	5	-1	-3.33%	36	7	1				P,S,T,M,VP SC	17	\$300.49	
30294	NAGASAKI NISHI	02/21/1975	Active	33	4	3	1	3.13%	32	13	0				P,S,T,M,VP SC	17	\$1,826.72	
140809	Nagasaki Orion	02/11/2020	Active	21	1	1	0	0.00%	21	4	1			N	S,T,SC	1	\$1,630.98	
88973	NAGASAKI YOUNG	07/21/2005	Active	35	4	0	4	12.90%	30		1			N	P,S,T,M,VP SC	0	\$2,146.19	
Exc Award (06/30/2017)																		
48933	NAGAYO	10/03/1988	Active	21	0	3	-3	-12.50%	24	13	0			R	P,T,SC	2	\$10,591.07	
59309	NISHIARITA	03/27/1997	Active	37	1	2	-1	-2.63%	39	16	4			N	P,T,SC	13	\$1,236.46	
104921	OGI TENZAN	03/10/2009	Active	40	5	3	2	5.26%	44	15	2		3		P,M,VP,SC	N/R	\$2,602.54	
32128	OJIKI	04/20/1976	Active	8	0	0	0	0.00%	8		12		15	R	P,S,T,M,VP SC	5	\$104.52	
24052	OMURA	11/27/1964	Active	76	8	7	1	1.33%	75	27	1				T,M,VP,SC	0	\$18,910.21	
38771	OMURA CHUO	06/06/1980	Active	76	6	1	5	7.04%	71	2	0			N	T,M,SC	13	\$11,653.27	
84382	OMURA ZAKURA	11/04/2004	Active	20	0	4	-4	-16.67%	23	3	0				P,T,M,VP,SC	1	\$1,700.54	
24055	SAGA	01/29/1963	Active	39	7	3	4	11.43%	34	11	0			N	T,M,VP,SC	14	\$509.52	
Exc Award (06/30/2017)																		
24056	SAGA CHUO	07/12/1966	Active	18	0	0	0	0.00%	16		10		None		P,S,T,M,VP SC	24+	\$396.78	



# Club Health Assessment for District 337 C through April 2025

Club Number	Club Name	Charter Date	Status	Membership							Reports					Finance	LCIF
				Current Member Count	YTD Members Added	YTD Members Dropped	YTD Net Growth	YTD Net Growth%	Member Count 12 Months Ago	Avg. length of service for dropped members	Months Since Last MMR ***	Yrs. Since Last Officer Report	President Rotation	Vice President Reported ****	Months Since Last Activity Report ***	Account Balance	Donations for current Fiscal Year
			Number of times on status quo within last two years	If below 15 members appears				If net loss is greater than 20% appears			If no report in 3 months appears in	When more than one year appears in	Number of repeat terms	Notes the officers that do not have an active	If no report at 12 months red		
32028	SAGA DAIICHI	04/12/1976	Active	56	2	4	-2	-3.45%	60	7	2			N	T,SC	14	\$5,561.80
67458	SAGA DREAM	03/24/2003	Cancelled(8*)	0	0	13	-13	-100.00%	13	14	4	4	None		P,S,T,M,VP SC	24+	90+ Days
44918	SAGA EIJO	04/15/1985	Active	27	1	1	0	0.00%	26	24	5				P,S,T,VP,SC	14	\$3,248.23
24057	SAGA HAGAKURE	07/19/1970	Active	77	5	1	4	5.48%	76	6	1			N	SC	0	\$9,823.10
32852	SAGA KITA	10/19/1976	Active	18	0	0	0	0.00%	21		10			N	S,T,M,VP,SC	24+	
55347	SAGA NISHI	02/22/1994	Active	33	16	2	14	73.68%	21	8	0				S,T,M,VP,SC	24+	\$300.00
40974	SAGA WAKAKUSU	02/09/1982	Active	29	1	3	-2	-6.45%	31	7	2		None		P,S,T,M,VP SC	24+	\$1,320.06
24061	SASEBO	02/05/1962	Active	34	2	1	1	3.03%	33	9	6			N	T,SC	0	\$3,834.70
Exc Award (06/30/2017)																	
41857	SASEBO BLUE	09/07/1982	Active	24	1	0	1	4.35%	23		0				M,VP,SC	13	\$1,661.36
24060	SASEBO CHUO	05/20/1964	Active	24	1	0	1	4.35%	26		3			N	M,SC	1	\$1,760.55
Exc Award (06/30/2016)																	
78269	SASEBO EBOSHI	02/18/2004	Active	22	0	0	0	0.00%	29		11	1	None		P,S,T,M,VP SC	24+	90+ Days
Exc Award (06/30/2017)																	
57021	SASEBO GREEN	06/02/1995	Active	31	13	7	6	24.00%	24	6	0		2		M,VP,SC	1	90+ Days
24059	SASEBO HIGASHI	12/03/1966	Active	35	5	7	-2	-5.41%	34	9	0		None		P,T,M,VP,SC	12	\$1,581.32
Exc Award (06/30/2017)																	
31500	SASEBO MINAMI	12/29/1975	Active	14	3	0	3	27.27%	10		6		2		S,T,VP,SC	24+	\$365.83
37901	SASEBO MINATO	12/26/1979	Active	27	5	3	2	8.00%	25	6	1			N	T,SC	5	\$489.18
24058	SASEBO NISHI	04/27/1969	Active	16	0	0	0	0.00%	17		11		None		P,T,M,VP,SC	24+	\$797.64
24063	SHIMABARA	02/05/1958	Active	102	7	3	4	4.08%	98	25	0			N	P,S,M,VP,SC	18	\$5,405.94
24065	TAKAKI KONAGAI	12/11/1966	Active	27	0	0	0	0.00%	27		9				P,T,M,VP,SC	24+	\$198.75
24072	TAKEO	05/29/1969	Active	46	2	0	2	4.55%	47		6			N	P,T,M,VP,SC	1	\$9,607.82
51772	TAKEO CHUO	06/06/1991	Active	33	2	1	1	3.13%	32	33	4			N	SC	0	\$1,779.04
Exc Award (06/30/2017)																	
75937	TAKEO MIFUNE	06/30/2003	Active	8	0	1	-1	-11.11%	10	15	2	5	None		P,S,T,M,VP SC	24+	\$567.63





## Club Health Assessment for District 337 C through April 2025

Club Number	Club Name	Charter Date	Status	Membership							Reports					Finance	LCIF
				Current Member Count	YTD Members Added	YTD Members Dropped	YTD Net Growth	YTD Net Growth%	Member Count 12 Months Ago	Avg. length of service for dropped members	Months Since Last MMR ***	Yrs. Since Last Officer Report	President Rotation	Vice President Reported ****	Months Since Last Activity Report ***	Account Balance	Donations for current Fiscal Year
			Number of times on status quo within last two years	If below 15 members appears				If net loss is greater than 20% appears			If no report in 3 months appears in	When more than one year appears in	Number of repeat terms	Notes the officers that do not have an active	If no report at 12 months appears in red		
24071	TAKU	10/23/1966	Active	31	3	4	-1	-3.13%	32	17	0			P,S,T,M,VP SC	3		\$1,885.91
32875	TARAMI	10/26/1976	Active	19	0	2	-2	-9.52%	21	25	9			S,T,M,VP,SC	24+		\$198.75
24068	TOSU	10/10/1960	Active	61	2	3	-1	-1.61%	65	13	1			T,M,VP,SC	0		\$2,751.24
30901	TOSU YOKI	06/10/1975	Active	76	8	1	7	10.14%	67	3	0		N	T,M,SC	0		\$7,199.96
24075	UNZEN OBAMA L C Exc Award (06/30/2017)	03/15/1967	Active	45	2	2	0	0.00%	45	50	1		None	P,S,T,M,VP SC	0		\$7,444.25
24074	URESHINO Exc Award (06/30/2017)	03/22/1964	Active	16	0	0	0	0.00%	15		12	1	None	P,S,T,M,VP SC	10		\$200.00

Clubs Cancelled Previous Fiscal Year – Clubs Cancelled within last 12 months may be reinstated

Club Number	Club Name	Charter Date	Current Status*	Cancellation Date
36954	KAWATANA	04/09/1979	Cancelled(6*)	06/29/2024
24037	MATSUURA	02/01/1965	Cancelled(6*)	06/29/2024

Current Total Clubs Count	YTD New Clubs Count	YTD Cancelled Clubs Count	YTD Net Club Gain	Current Total Members Count	YTD Add	YTD Drop	YTD Net Growth	YTD Net Growth %	Member Count 12 Months Ago	Average Member Count Per Club	% of Clubs with less than 20 members	% No MMR in 3 Months	% No Officer Report in 12 Months	% of Clubs with balance 90+ days	Number of Clubs in Status Quo	% Status Quo Clubs in Financial Suspension	Number of Cancelled Clubs	Average Cancelled Club Age	Members Lost Due to Cancellation	% of Clubs Cancelled for Non-Financial Reasons
70	0	1	-1	2,855	189	169	20	0.71%	2,924	41	16%	33%	6%	3%	0	0%	1	127	13	0%

\* - P - Priority Club. Cancellation Reasons: 1-Objectives/conduct, 2-Non-active club, 5-Non-existing club, 6-Disbanding, 7-Merger, 8-Financial Suspension, 9-District/Multiple District Dues.

\*\* - Abbreviation: P-President, S-Secretary, T-Treasurer, M-Member Chairperson, VP-First Vice President, MC-Communications Chairperson, SC-Service Chairperson

\*\*\* - Abbreviation: N/R - Never reported using the Lions Clubs website, N/A - Not applicable, No password registered for the Lions Clubs website.

\*\*\*\* - Abbreviation: N - New, IP - Immediate Past, R - Repeat.



# Club Health Assessment for District 337 D through April 2025

			Status	Membership							Reports					Finance		LCIF
Club Number	Club Name	Charter Date		Current Member Count	YTD Members Added	YTD Members Dropped	YTD Net Growth	YTD Net Growth%	Member Count 12 Months Ago	Avg. length of service for dropped members	Months Since Last MMR ***	Yrs. Since Last Officer Report	President Rotation	Vice President Reported ****	Months Since Last Activity Report ***	Account Balance	Donations for current Fiscal Year	
			Number of times on status quo within last two years	If below 15 members appears				If net loss is greater than 20% appears			If no report in 3 months appears in	When more than one year appears in	Number of repeat terms	Notes the officers that do not have an active	If no report at 12 months appears in red			
Clubs less than two years old																		
157443	Okinawa Peace Medical	03/14/2024	Active	23	2	3	-1	-4.17%	24	1	3		2	S,T,M,VP,SC	N/A			
157278	Okinawa Yui	02/14/2024	Active	32	3	0	3	10.34%	29		3		None	P,M,VP,SC	3			
Clubs more than two years old																		
24380	AIRA	01/18/1969	Active	14	1	1	0	0.00%	14	3	0		3	S,T,M,VP,SC	4		\$500.01	
24382	AKUNE	09/01/1963	Active	25	4	2	2	8.70%	25	16	1			M,VP,SC	4		\$1,300.14	
136155	Amami Naze	08/10/2018	Active	18	0	5	-5	-21.74%	23	6	7			P,M,VP,SC	N/R			
24456	AMAMIOSHIMA	11/26/1966	Active	61	0	8	-8	-11.59%	69	14	0			M,VP,SC	18		\$1,080.00	
64542	CHATAN	06/30/2001	Active	27	0	0	0	0.00%	27		15			T,M,VP,SC	4		\$1,500.00	
24394	FUKIAGE	11/27/1969	Active	21	0	1	-1	-4.55%	22	14	2		N	P,S,T,M,VP SC	10			
24396	GINOWAN HAGOROMO	11/25/1963	Active	23	1	0	1	4.55%	23		9		N	P,S,T,M,VP SC	13		\$360.00	
59781	HIOKI CHUO	06/18/1997	Active	19	0	2	-2	-9.52%	21	12	0			P,S,M,VP,SC	24+			
32130	IBUSUKI	04/20/1976	Active	27	4	8	-4	-12.90%	35	11	2			P,M,VP,SC	7			
36028	ICHIKIGO	08/14/1978	Active	7	0	0	0	0.00%	7		15		N	M,SC	14		\$140.24	
24467	ISA	10/29/1963	Active	23	3	0	3	15.00%	20		9			P,S,T,M,VP SC	6		\$1,460.00	
24403	ISHIKAWA	12/08/1971	Active	44	3	6	-3	-6.38%	48	2	0			S,M,VP,SC	0		\$800.01	
Exc Award (06/30/2016, 06/30/2020, 06/30/2024)																		
119602	Itomanhakugin	06/10/2013	Active	28	0	2	-2	-6.67%	31	6	4		N	M,SC	2		\$1,380.01	
Exc Award (06/30/2024)																		
24406	IZUMI	07/10/1962	Active	47	4	4	0	0.00%	49	12	0		N	P,S,T,M,VP SC	3		\$1,940.00	
36788	KADENA YOMITAN L C	03/05/1979	Active	14	0	0	0	0.00%	13		8			P,T,M,VP,SC	24+		\$700.08	
24408	KAGOSHIMA	06/02/1960	Active	45	2	3	-1	-2.17%	52	19	4		N	T,M,VP,SC	6			
24409	KAGOSHIMA CHUO	11/21/1963	Active	33	5	0	5	17.86%	37		2			S,T,M,VP,SC	0		\$5,519.07	
Exc Award (06/30/2018)																		
38535	KAGOSHIMA DAI ICHI	05/28/1980	Active	30	4	4	0	0.00%	32	22	2			P,S,T,M,VP	2		\$5,000.01	
Exc Award (06/30/2024)																		



# Club Health Assessment for District 337 D through April 2025

			Status	Membership							Reports					Finance		LCIF
Club Number	Club Name	Charter Date		Current Member Count	YTD Members Added	YTD Members Dropped	YTD Net Growth	YTD Net Growth%	Member Count 12 Months Ago	Avg. length of service for dropped members	Months Since Last MMR ***	Yrs. Since Last Officer Report	President Rotation	Vice President Reported ****	Months Since Last Activity Report ***	Account Balance	Donations for current Fiscal Year	
			Number of times on status quo within last two years	If below 15 members appears				If net loss is greater than 20% appears			If no report in 3 months appears in	When more than one year appears in	Number of repeat terms	Notes the officers that do not have an active	If no report at 12 months appears in red			
108578	KAGOSHIMA ISHIN	06/10/2010	Active	23	0	5	-5	-17.86%	31	11	0			S,M,VP,SC	16			
Exc Award (06/30/2016)																		
64779	KAGOSHIMA KORYO	11/08/2001	Active	8	0	1	-1	-11.11%	10	6	6			M,VP,SC	6		\$160.29	
55882	KAGOSHIMA LIBERTY	06/23/1994	Active	22	1	1	0	0.00%	23	30	7		N	P,T,M	3		\$1,700.04	
84881	KAGOSHIMA MEIRIN	02/22/2005	Active	11	2	2	0	0.00%	11	0	4			P,T,M,VP,SC	10		\$1,700.00	
24411	KAGOSHIMA NANSHU	05/02/1962	Active	46	3	2	1	2.22%	46	7	2		N	T,M,VP,SC	0		\$1,000.00	
Exc Award (06/30/2022)																		
48993	KAGOSHIMA REIMEI	10/28/1988	Active	24	1	4	-3	-11.11%	28	28	3		N	P,T,M,SC	0		\$6,000.07	
24412	KAGOSHIMA SATSUMA	07/08/1969	Active	45	4	2	2	4.65%	46	22	1			M,VP,SC	17		\$5,150.01	
Exc Award (06/30/2019, 06/30/2024)																		
29664	KAGOSHIMA SHIROYAMA	07/24/1974	Active	80	3	2	1	1.27%	82	7	3		N	M,SC	7		\$2,960.00	
Exc Award (06/30/2019, 06/30/2020, 06/30/2024)																		
24488	KAGOSHIMA TANIYAMA	06/03/1963	Active	40	12	2	10	33.33%	32	10	2			T,M,VP,SC	2		\$1,560.01	
153548	Kagoshima Youth	01/27/2023	Active	19	4	3	1	5.56%	20	2	4		N	S,T,M,SC	N/A			
24415	KANOYA	11/16/1966	Active	42	4	1	3	7.69%	44	8	0		N	P,T,M,VP,SC	2		\$1,100.00	
Exc Award (06/30/2016, 06/30/2020)																		
50991	KANOYA DAIICHI	10/02/1990	Active	20	7	2	5	33.33%	12	15	1		N	T,M,SC	5			
24416	KASEDA	05/01/1962	Active	40	4	1	3	8.11%	40	2	1			T,M,VP,SC	24+		\$3,600.01	
24414	KAWANABE	03/22/1965	Active	32	5	4	1	3.23%	31	5	0		None	P,S,T,M,VP SC	5			
46995	KIKAI	02/23/1987	Active	20	3	3	0	0.00%	20	5	0		3	T,M,VP,SC	16		\$1,400.00	
24420	KIRISHIMA	11/24/1968	Active	9	0	0	0	0.00%	9		4		7	T,M,VP,SC	12			
141614	Kirishima Mirai	06/01/2020	Active	48	0	2	-2	-4.00%	50	1	4		N	P,T,M,VP,SC	0		\$12,000.00	
67061	KIRISHIMA SENIOR	01/14/2003	Active	13	0	0	0	0.00%	13		12			P,S,T,M,VP SC	24+			
24424	KOKUBU HAYATO	11/21/1961	Active	31	4	4	0	0.00%	31	8	0		N	T,M,SC	1			
24432	KUSHIKINO	02/12/1965	Active	43	2	4	-2	-4.44%	42	8	1		N	P,S,T,M,VP SC	0		\$2,900.02	
Exc Award (06/30/2024)																		
24437	MAKURAZAKI	10/05/1963	Active	36	4	1	3	9.09%	34	2	0		N	P,S,T,VP,SC	11		\$1,080.01	




# Club Health Assessment for District 337 D through April 2025

			Status	Membership							Reports					Finance	LCIF
Club Number	Club Name	Charter Date		Current Member Count	YTD Members Added	YTD Members Dropped	YTD Net Growth	YTD Net Growth%	Member Count 12 Months Ago	Avg. length of service for dropped members	Months Since Last MMR ***	Yrs. Since Last Officer Report	President Rotation	Vice President Reported ****	Months Since Last Activity Report ***	Account Balance	Donations for current Fiscal Year
			Number of times on status quo within last two years	If below 15 members appears					If net loss is greater than 20% appears			If no report in 3 months appears in	When more than one year appears in	Number of repeat terms	Notes the officers that do not have an active	If no report at 12 months appears in red	
24444	MIYAKO	03/25/1962	Active	37	2	4	-2	-5.13%	40	10	0		2	M,VP,SC	2		\$2,890.86
Exc Award (06/30/2020)																	
24447	MIYANOJO	03/16/1966	Active	16	1	1	0	0.00%	15	3	0		2	N	S,T,M,VP,SC	0	\$400.00
Exc Award (06/30/2024)																	
43696	NAGASHIMA	03/07/1984	Active	23	4	2	2	9.52%	21	8	0			P,S,T,M,VP SC	14		\$1,400.00
24452	NAGO	10/24/1961	Active	34	7	6	1	3.03%	32	11	0			P,T,VP,SC	13		
149840	Naha	02/10/2022	Active	29	1	1	0	0.00%	29	3	6			P,S,T,M,VP SC	5		\$1,250.01
24468	OKINAWA	12/18/1958	Active	83	2	2	0	0.00%	84	8	2			M,VP,SC	21		\$20,382.24
Exc Award (06/30/2016, 06/30/2017, 06/30/2020)																	
152924	Okinawa Kakyo	11/09/2022	Active	20	0	0	0	0.00%	20		13		None	P,S,T,M,VP SC	N/A		
24395	OKINAWA KEYSTONE	05/29/1962	Cancelled(6*)	0	0	0	0	0.00%	9		10	2	None	P,S,T,M,VP SC	24+		
138001	Okinawa Peace	04/22/2019	Active	21	0	3	-3	-12.50%	27	2	2			S,M,VP,SC	14		
24466	OKINOERABU L C	11/28/1973	Active	36	5	5	0	0.00%	36	3	1			T,M,VP,SC	11		\$1,500.75
59061	ONNA	01/30/1997	Active	30	4	4	0	0.00%	30	7	0		N	T,M,SC	1		\$480.09
49809	SATSUMASENDAI MIRAI	08/15/1989	Active	42	4	2	2	5.00%	41	4	1		N	P,S,M,VP,SC	0		\$2,299.99
Exc Award (06/30/2017)																	
24480	SENDAI	04/21/1966	Active	35	3	5	-2	-5.41%	38	11	1		None	P,S,T,M,VP SC	1		\$11,547.21
57950	SENDAI DAIICHI	03/11/1996	Active	27	3	2	1	3.85%	27	3	0		N	S,T,M	2		\$14,700.21
96395	SENDAI NADESHIKO	03/02/2006	Active	19	2	2	0	0.00%	19	2	0			VP	0		\$380.00
24478	SETOUCHI	11/24/1966	Active	30	0	0	0	0.00%	30		13			P,T,M,VP,SC	24+		\$520.00
24482	SHIBUSHI	08/06/1966	Active	21	0	1	-1	-4.55%	22	43	8			S,T,M,VP,SC	11		\$419.94
143140	Shimajiri Kasuri	10/08/2020	Active	24	2	1	1	4.35%	23	4	2			T,M,VP,SC	0		\$380.00
Exc Award (06/30/2024)																	
24453	SHURI CASTLE	03/27/1962	Active	29	3	1	2	7.41%	30	18	3			P,VP,SC	10		\$10,000.00
24479	SUEYOSHI	05/28/1966	Cancelled(6*)	0	0	16	-16	-100.00%	16	13	5		None	P,S,T,M,VP SC	11		
62830	TAKARABE	02/23/2000	Active	17	0	0	0	0.00%	18		10			M,VP,SC	14		\$660.02



## Club Health Assessment for District 337 D through April 2025

			Status	Membership						Reports					Finance	LCIF	
Club Number	Club Name	Charter Date		Current Member Count	YTD Members Added	YTD Members Dropped	YTD Net Growth	YTD Net Growth%	Member Count 12 Months Ago	Avg. length of service for dropped members	Months Since Last MMR ***	Yrs. Since Last Officer Report	President Rotation	Vice President Reported ****	Months Since Last Activity Report ***	Account Balance	Donations for current Fiscal Year
			Number of times on status quo within last two years	If below 15 members appears				If net loss is greater than 20% appears			If no report in 3 months appears in	When more than one year appears in	Number of repeat terms	Notes the officers that do not have an active	If no report at 12 months appears in red		
24494	TANEGASHIMA L C	10/25/1967	Active	41	0	0	0	0.00%	41		5			T,M,VP,SC	4		
32132	TOGO-SATSUMA L C	04/22/1976	Active	13	0	0	0	0.00%	13		11			N P,S,M,SC	6		\$320.20
24492	TOKUNOSHIMA	11/25/1966	Active	22	1	1	0	0.00%	23	5	0			M,VP,SC	24+		
32656	URASOE	07/19/1976	Active	62	4	7	-3	-4.62%	65	11	0			P,S,M,VP,SC	7		\$2,980.00
Exc Award (06/30/2021, 06/30/2022, 06/30/20																	
43689	URASOE TEDAKO	03/05/1984	Active	60	5	2	3	5.26%	62	15	1			N M,SC	0		\$2,750.01
Exc Award (06/30/2017, 06/30/2020, 06/30/20																	
24502	YAEYAMA	03/16/1962	Active	58	17	2	15	34.88%	48	2	0			P,M,VP,SC	11		\$4,400.00
Exc Award (06/30/2016, 06/30/2017, 06/30/20																	
41948	YORON	10/05/1982	Active	16	0	0	0	0.00%	16		12			T,M,VP,SC	24		

Clubs Cancelled Previous Fiscal Year – Clubs Cancelled within last 12 months may be reinstated

Club Number	Club Name	Charter Date	Current Status*	Cancellation Date
52742	KAGOSHIMA MINAMI	03/23/1992	Cancelled(6*)	06/29/2024
66296	TOMIGUSUKU	06/28/2002	Cancelled(8*)	12/29/2023

Current Total Clubs Count	YTD New Clubs Count	YTD Cancelled Clubs Count	YTD Net Club Gain	Current Total Members Count	YTD Add	YTD Drop	YTD Net Growth	YTD Net Growth %	Member Count 12 Months Ago	Average Member Count Per Club	% of Clubs with less than 20 members	% No MMR in 3 Months	% No Officer Report in 12 Months	% of Clubs with balance 90+ days	Number of Clubs in Status Quo	% Status Quo Clubs in Financial Suspension	Number of Cancelled Clubs	Average Cancelled Club Age	Members Lost Due to Cancellation	% of Clubs Cancelled for Non-Financial Reasons
67	0	2	-2	2,058	169	165	4	0.19%	2,131	31	22%	42%	0%	0%	0	0%	2	87	16	50%

\* - P - Priority Club. Cancellation Reasons: 1-Objectives/conduct, 2-Non-active club, 5-Non-existing club, 6-Disbanding, 7-Merger, 8-Financial Suspension, 9-District/Multiple District Dues.

\*\* - Abbreviation: P-President, S-Secretary, T-Treasurer, M-Member Chairperson, VP-First Vice President, MC-Communications Chairperson, SC-Service Chairperson

\*\*\* - Abbreviation: N/R - Never reported using the Lions Clubs website, N/A - Not applicable, No password registered for the Lions Clubs website.

\*\*\*\* - Abbreviation: N - New, IP - Immediate Past, R - Repeat.



# Club Health Assessment for District 337 E through April 2025

Club Number	Club Name	Charter Date	Status	Membership							Reports					Finance	LCIF
				Current Member Count	YTD Members Added	YTD Members Dropped	YTD Net Growth	YTD Net Growth%	Member Count 12 Months Ago	Avg. length of service for dropped members	Months Since Last MMR ***	Yrs. Since Last Officer Report	President Rotation	Vice President Reported ****	Months Since Last Activity Report ***	Account Balance	Donations for current Fiscal Year
			Number of times on status quo within last two years	If below 15 members appears				If net loss is greater than 20% appears			If no report in 3 months appears in	When more than one year appears in	Number of repeat terms	Notes the officers that do not have an active	If no report at 12 months red		
<b>Clubs more than two years old</b>																	
24385	AMAKUSA HONDO LC	03/22/1970	Active	70	5	1	4	6.06%	67	3	2			N	S,T,M,VP,SC	7	\$3,417.96
	Exc Award (06/30/2019)																
24386	ARAO	10/12/1960	Active	40	5	6	-1	-2.44%	38	10	0				T,M,VP,SC	1	\$3,801.76
	Exc Award (06/30/2021)																
24387	ASHIKITA	01/19/1964	Active	31	3	0	3	10.71%	30		2				M,VP,SC	1	\$2,351.95
	Exc Award (06/30/2022)																
24388	ASO	03/20/1969	Active	43	0	1	-1	-2.27%	44	24	4			N	P,S,M,SC	0	\$2,372.96
	Exc Award (06/30/2019)																
51103	ASO ICHINOMIYA	12/03/1990	Active	13	0	3	-3	-18.75%	16	26	0			N	P,S,T,M,VP SC	8	\$1,019.95
60935	CHUO	06/23/1998	Active	31	4	1	3	10.71%	28	27	2				M,VP,SC	1	\$572.32
122832	Higo Higashi	07/25/2014	Active	52	2	5	-3	-5.45%	58	9	2			N	M,VP,SC	0	\$9,860.13
	Exc Award (06/30/2020)																
88766	HIGO REIMEI	06/27/2005	Active	44	2	2	0	0.00%	26	10	3			N	SC	1	\$4,566.89
	Exc Award (06/30/2019, 06/30/2024)																
24400	HITOYOSHI	02/06/1961	Active	28	4	0	4	16.67%	25		0		2		S,T,M,VP,SC	2	\$3,919.94
	Exc Award (06/30/2018)																
50473	JYONAN	04/25/1990	Active	19	0	1	-1	-5.00%	20	2	7				P,S,T,M,VP SC	6	\$2,881.12
24418	KIKUCHI	02/10/1963	Active	26	2	2	0	0.00%	26	42	2				T,M,VP,SC	9	\$2,701.00
24422	KOSA	03/18/1969	Active	37	6	4	2	5.71%	35	5	0				T,M,VP,SC	0	\$898.96
56683	KOSHI	03/21/1995	Active	35	5	6	-1	-2.78%	37	5	4			N	M,SC	0	\$3,818.02
153822	Kuma Hitoyoshi Yuba	02/28/2023	Active	9	0	0	0	0.00%	12		6				M,VP,SC	3	\$391.07
24426	KUMAMOTO	08/06/1958	Active	49	3	3	0	0.00%	54	10	1		2	N	T,M,SC	6	\$831.03
	Exc Award (06/30/2022)																
42736	KUMAMOTO & OZU	05/16/1983	Active	18	1	1	0	0.00%	18	1	0				M,VP,SC	0	\$1,889.24
127518	Kumamoto Aoi	05/16/2016	Active	19	2	1	1	5.56%	20	57	2				S,M,VP,SC	6	\$1,156.72
24436	KUMAMOTO CASTLE	12/02/1968	Active	33	0	0	0	0.00%	34		10			N	S,SC	5	\$791.35
	Exc Award (06/30/2017)																



# Club Health Assessment for District 337 E through April 2025

Club Number	Club Name	Charter Date	Status	Membership							Reports					Finance	LCIF
				Current Member Count	YTD Members Added	YTD Members Dropped	YTD Net Growth	YTD Net Growth%	Member Count 12 Months Ago	Avg. length of service for dropped members	Months Since Last MMR ***	Yrs. Since Last Officer Report	President Rotation	Vice President Reported ****	Months Since Last Activity Report ***	Account Balance	Donations for current Fiscal Year
			Number of times on status quo within last two years	If below 15 members appears				If net loss is greater than 20% appears			If no report in 3 months appears in	When more than one year appears in	Number of repeat terms	Notes the officers that do not have an active	If no report at 12 months appears in red		
24428	KUMAMOTO CHUO	01/22/1963	Active	32	1	2	-1	-3.03%	33	8	2			N	M,SC	5	\$698.93
	Exc Award (06/30/2023)																
24431	KUMAMOTO DAI ICHI	09/18/1965	Active	58	4	8	-4	-6.45%	64	1	2				M,VP,SC	0	\$9,086.02
	Exc Award (06/30/2021, 06/30/2022, 06/30/2023)																
84940	KUMAMOTO HAKUMON	03/02/2005	Active	23	1	2	-1	-4.17%	23	17	1				P,T,M,VP,SC	6	\$319.44
116251	KUMAMOTO HEISEI	03/06/2012	Active	86	5	1	4	4.88%	79	1	2				P,S,T,M,VP,SC	7	\$4,503.12
	Exc Award (06/30/2021)																
42735	KUMAMOTO HIGASHI	05/10/1983	Active	23	0	2	-2	-8.00%	25	29	3				M,VP,SC	0	\$2,261.69
37110	KUMAMOTO HINOKUNI	05/14/1979	Active	57	3	7	-4	-6.56%	59	2	0			N	S,T,M,SC	0	\$5,298.64
	Exc Award (06/30/2017, 06/30/2024)																
85014	KUMAMOTO JOHOKU	03/11/2005	Active	19	1	1	0	0.00%	18	1	4				M,VP,SC	2	\$2,399.33
	Exc Award (06/30/2017, 06/30/2023)																
111705	KUMAMOTO JOTO	07/26/2011	Active	38	2	0	2	5.56%	38		1			N	SC	8	\$1,675.57
	Exc Award (06/30/2017)																
52528	KUMAMOTO KINBO	02/18/1992	Active	29	4	6	-2	-6.45%	31	3	2				S,M,VP,SC	2	\$7,100.50
54316	KUMAMOTO LIBERTY	04/05/1993	Active	10	1	0	1	11.11%	9		5		5		T,M,VP,SC	3	\$917.54
24433	KUMAMOTO MAGNA	01/18/1967	Active	32	3	1	2	6.67%	31	26	8			N	P,M	6	\$2,437.48
	Exc Award (06/30/2023)																
43963	KUMAMOTO MINAMI	05/14/1984	Active	34	1	0	1	3.03%	33		6			R	SC	4	\$6,083.34
	Exc Award (06/30/2023)																
101812	KUMAMOTO OHEKIJO	05/02/2008	Active	48	1	5	-4	-7.69%	54	8	1			N	M,SC	3	\$394.80
31382	KUMAMOTO RINDO	11/21/1975	Active	50	9	4	5	11.11%	46	3	2				M,VP,SC	2	\$6,760.95
43695	KUMAMOTO RYUHO	03/28/1984	Active	21	0	0	0	0.00%	23		8				P,S,M,VP,SC	1	\$1,528.96
	Exc Award (06/30/2021)																
135126	Kumamoto Tashi	06/14/2018	Active	23	0	0	0	0.00%	25		8		2		T,M,VP,SC	4	\$1,899.41
24438	MENDA	10/11/1966	Active	50	4	4	0	0.00%	51	22	0			N	S,T,M,VP,SC	2	\$6,653.68
	Exc Award (06/30/2023)																
24440	MIFUNE	03/01/1970	Active	47	5	5	0	0.00%	49	11	0				M,VP,SC	0	\$2,131.33





# Club Health Assessment for District 337 E through April 2025

			Membership								Reports					Finance		LCIF		
Club Number	Club Name	Charter Date		Current Member Count	YTD Members Added	YTD Members Dropped	YTD Net Growth	YTD Net Growth%	Member Count 12 Months Ago	Avg. length of service for dropped members	Months Since Last MMR ***	Yrs. Since Last Officer Report	President Rotation	Vice President Reported ****	Months Since Last Activity Report ***	Account Balance	Donations for current Fiscal Year			
			Number of times on status quo within last two years	If below 15 members appears			If net loss is greater than 20% appears				If no report in 3 months appears in	When more than one year appears in	Number of repeat terms	Notes the officers that do not have an active	If no report at 12 months red					
Exc Award (06/30/2017)																				
24442	MINAMATA	06/01/1960	Active	30	3	1	2	7.14%	27	9	0		2	R	M,VP,SC	0	\$1,647.32			
29975	NAGASUARIAKE	11/27/1974	Active	10	0	2	-2	-16.67%	12	13	3				S,T,M,VP,SC	5	\$351.21			
62920	NISHIKI	03/13/2000	Active	29	4	0	4	16.00%	24		4			N	T,M,VP,SC	8	\$4,219.96			
Exc Award (06/30/2022)																				
41119	OGAWA HIGOOGAWA	03/10/1982	Active	9	1	2	-1	-10.00%	10	13	0		4		T,M,VP,SC	0	\$487.01			
24471	PEARL LINE	06/20/1969	Active	43	6	6	0	0.00%	42	15	0				T,M,VP,SC	5	\$2,722.14			
Exc Award (06/30/2017, 06/30/2019, 06/30/20)																				
24500	TAKAMORI	06/24/1969	Active	19	2	3	-1	-5.00%	23	12	2				P,S,T,M,VP SC	4	\$436.61			
24486	TAMANA	02/18/1962	Active	62	2	6	-4	-6.06%	67	26	0			N	P,M,SC	2	\$1,147.65			
24455	TAMANA SHODAI	10/28/1969	Active	10	0	3	-3	-23.08%	12	5	6			N	T,M,SC	2	\$290.42			
30295	TOMOCHI	02/28/1975	Active	35	1	2	-1	-2.78%	36	22	0				T,M,VP,SC	0	\$527.40			
24496	UEKI	03/15/1967	Active	32	4	2	2	6.67%	32	24	0				M,VP,SC	1	\$4,317.83			
37400	USHIBUKA	06/12/1979	Active	7	0	0	0	0.00%	7		20				S,M,VP,SC	5	\$311.54			
24499	UTO	04/28/1964	Active	50	7	3	4	8.70%	50	9	1			N	S,M,SC	9	\$14,853.23			
Exc Award (06/30/2017, 06/30/2019, 06/30/20)																				
24503	YAMAGA	02/04/1969	Active	27	2	0	2	8.00%	22		4				P,T,M,VP,SC	8	\$3,919.41			
24501	YAMATO	03/07/1969	Active	16	0	1	-1	-5.88%	18	24	9				S,M,VP,SC	0	\$316.69			
24505	YATSUSHIRO	11/18/1965	Active	9	1	0	1	12.50%	8		8				P,S,T,M,VP SC	9	\$166.77			
24476	YATSUSHIRO KUMAGAWA	12/22/1968	Active	38	1	9	-8	-17.39%	47	10	2				T,M,VP,SC	1	\$1,606.52			
Exc Award (06/30/2023, 06/30/2024)																				
Current Total Clubs Count	YTD New Clubs Count	YTD Cancelled Clubs Count	YTD Net Club Gain	Current Total Members Count	YTD Add	YTD Drop	YTD Net Growth	YTD Net Growth %	Member Count 12 Months Ago	Average Member Count Per Club	% of Clubs with less than 20 members	% No MMR in 3 Months	% No Officer Report in 12 Months	% of Clubs with balance 90+ days	Number of Clubs in Status Quo	% Status Quo Clubs in Financial Suspension	Number of Cancelled Clubs	Average Cancelled Club Age	Members Lost Due to Cancellation	% of Clubs Cancelled for Non-Financial Reasons
52	0	0	0	1,703	123	125	-2	-0.12%	1,716	33	27%	38%	0%	2%	0	0%	0	0	0	0%



## Club Health Assessment for District 337 E through April 2025

			Status	Membership							Reports					Finance	LCIF
Club Number	Club Name	Charter Date		Current Member Count	YTD Members Added	YTD Members Dropped	YTD Net Growth	YTD Net Growth%	Member Count 12 Months Ago	Avg. length of service for dropped members	Months Since Last MMR ***	Yrs. Since Last Officer Report	President Rotation	Vice President Reported ****	Months Since Last Activity Report ***	Account Balance	Donations for current Fiscal Year
			Number of times on status quo within last two years	If below 15 members appears				If net loss is greater than 20% appears			If no report in 3 months appears in	When more than one year appears in	Number of repeat terms	Notes the officers that do not have an active	If no report at 12 months appears in red		

\* - P - Priority Club. Cancellation Reasons: 1-Objectives/conduct, 2-Non-active club, 5-Non-existing club, 6-Disbanding, 7-Merger, 8-Financial Suspension, 9-District/Multiple District Dues.

\*\* - Abbreviation: P-President, S-Secretary, T-Treasurer, M-Member Chairperson, VP-First Vice President, MC-Communications Chairperson, SC-Service Chairperson

\*\*\* - Abbreviation: N/R - Never reported using the Lions Clubs website, N/A - Not applicable, No password registered for the Lions Clubs website.

\*\*\*\* - Abbreviation: N - New, IP - Immediate Past, R - Repeat.